

TECHNICAL MANUAL

**UNIT, INTERMEDIATE DIRECT SUPPORT
AND GENERAL SUPPORT
REPAIR PARTS AND SPECIAL TOOLS LIST**

**LOCOMOTIVE, DIESEL-ELECTRIC,
56-1/2-INCH GAGE, 60-TON, 500 HP,
0-4-4-0 WHEEL,
MODEL RS-4-TC-1A
NSN 2210-01-158-2978**

Approved for public release; distribution is unlimited

**HEADQUARTERS, DEPARTMENT OF THE ARMY
10 APRIL 1990**

DRAFT
 TECHNICAL MANUAL
 No. 55-2210-223-24P

HEADQUARTERS
 DEPARTMENT OF THE ARMY
 WASHINGTON, D.C., 10 April 1990

**Unit, Intermediate Direct Support and General Support Maintenance
 Repair Parts and Special Tools List
 LOCOMOTIVE, DIESEL-ELECTRIC: 56-1/2-INCH GAGE,
 60 TON, 500 HP, 0-4-4-0 WHEEL
 MODEL RS-4-TC-1A
 NSN 2210-01-158-2978**

Current as of 17 January 1990.

Approved for public release; distribution is unlimited.

REPORTING OF ERRORS AND RECOMMENDING IMPROVEMENTS

You can help improve this manual. If you find any mistake or if you know of a way to improve the procedures, please let us know. Mail your letter, DA Form 2028 (Recommended Changes to Publications and Blank Forms) or DA Form 2028-2 located in the back of this manual direct to: Commander, U.S. Army Troop Support Command, ATTN: AMSTR-MCTS, 4300 Goodfellow Blvd., St. Louis, MO 63120-1798. A reply will be furnished directly to you.

TABLE OF CONTENTS

| | | Page | Illust/ Figure |
|-------------|---|------|-------------------|
| Section I. | Introduction | 1 | |
| Section II. | Repair Parts List | | |
| Group 01 | Body Group | | |
| | Door, Engine Hood..... | 1-1 | 1 |
| | Upright and Handrails..... | 2-1 | 2 |
| | Cutter Lever | 3-1 | 3 |
| | Steps | 4-1 | 4 |
| Group 01 | Engine Hood and Handrail Assemblies..... | 5-1 | 5 |
| | Radiator, Hood and Handrail Assembly | 6-1 | 6 |
| Group 02 | Cab Group | | |
| | Seat | 7-1 | 7 |
| | Cushion and Box..... | 8-1 | 8 |
| | Arm Rest..... | 9-1 | 9 |
| | Windshield Wiper, Blade and Arm..... | 10-1 | 10 |
| | Motor, Windshield Wiper..... | 11-1 | 11 |
| | Window Glass, and Sash, Fixed and Sliding | 12-1 | 12 |
| | Cab Door and Lock | 13-1 | 13 |
| | Door, Electrical Equipment Cabinet..... | 14-1 | 14 |
| Group 03 | Bell Group | | |
| | Bell Assembly, Safety Warning | 15-1 | 15 |
| | Valve, Safety Warning Bell, Operating..... | 16-1 | 16 |
| | Bell, Engine System Warning..... | 17-1 | 17 |

| | | Page | Illust/ Figure |
|--------------------------------|---|------|-------------------|
| Group 04 | Horn Group | | |
| | Horn Assembly..... | 18-1 | 18 |
| Group 05 | Valve, Horn Assembly, Operating | 19-1 | 19 |
| | Cab Heater Group | | |
| | Heater Assembly, Fireman's..... | 20-1 | 20 |
| Group 06 | Heater Assembly, Engineer's..... | 21-1 | 21 |
| | Heater Lines, Hoses and Fittings..... | 22-1 | 22 |
| | Gages and Instruments Group | | |
| | Gage, Air Duplex..... | 23-1 | 23 |
| | Gages, Oil and Air Pressure..... | 24-1 | 24 |
| | Gage, Engine Temperature..... | 25-1 | 25 |
| | Gage, Load Meter | 26-1 | 26 |
| | Gage, Battery Charging..... | 27-1 | 27 |
| | Gage, Service Meter | 28-1 | 28 |
| Group 07 | Gage, Air Compressor, Oil Pressure Differential | 29-1 | 29 |
| | Gage, Oil Filter Differential | 30-1 | 30 |
| | Sander Group | | |
| | Controller, Sand..... | 31-1 | 31 |
| | Valve, Sander Control | 32-1 | 32 |
| | Hose and Bracket, Sander..... | 33-1 | 33 |
| Group 08 | Sandbox..... | 34-1 | 34 |
| | Sand System Piping..... | 35-1 | 35 |
| | Electrical Accessories Group | | |
| | Switches | 36-1 | 36 |
| | Lights, Indicator..... | 37-1 | 37 |
| | Circuit Breakers | 38-1 | 38 |
| | Fuses..... | 39-1 | 39 |
| | Batteries, Storage and Connections | 40-1 | 40 |
| | Battery, Box | 41-1 | 41 |
| | Jumper, Multiple-Unit Control..... | 42-1 | 42 |
| | Receptacle, Electrical Equipment Cabinet, Convenience | 43-1 | 43 |
| | Receptacle, Engine Compartment, Convenience | 44-1 | 44 |
| | Receptacle, Battery Charging..... | 45-1 | 45 |
| | Receptacle, Multi-Unit | 46-1 | 46 |
| Receptacle, Engine Heater..... | 47-1 | 47 | |
| Group 09 | Timer | 48-1 | 48 |
| | Light Group | | |
| Group 10 | Headlamps..... | 49-1 | 49 |
| | Lights, Step, Engine Room Number and Cab | 50-1 | 50 |
| Group 10 | Controls, Electrical Group | | |
| | Contactor, Battery Field and Shunt Field..... | 51-1 | 51 |
| | Contactor, Starting | 52-1 | 52 |
| | Contactor, Power | 53-1 | 53 |
| | Relay Assembly, Engine, General Purpose | 54-1 | 54 |
| | Relay, Ground..... | 55-1 | 55 |
| | Relay, Wheel Slip | 56-1 | 56 |
| Switch, Magnetic Reverser..... | 57-1 | 57 | |

| | | Page | Illust/ Figure |
|------------------------------------|---|------|-------------------|
| Group 10 | Knife Switches, Battery | 58-1 | 58 |
| | Shunt, Load Ammeter | 59-1 | 59 |
| | Ammeter, Battery Charging, Shunt..... | 60-1 | 60 |
| | Resistors, Battery Charging..... | 61-1 | 61 |
| | Resistors, Headlights..... | 62-1 | 62 |
| | Controller Mechanism | 63-1 | 63 |
| | Regulator, Voltage | 64-1 | 64 |
| | Terminal Boards..... | 65-1 | 65 |
| Group 11 | Generator, Exciter, Auxiliary Group | | |
| | Belts, Exciter, Auxiliary Generator..... | 66-1 | 66 |
| | Generator, Exciter, Auxiliary Assembly | 67-1 | 67 |
| | Brushes, Carbon and Holders..... | 68-1 | 68 |
| Group 12 | Main Generator Group | | |
| | Generator, Main | 69-1 | 69 |
| | Brushes, Carbon and Holders..... | 70-1 | 70 |
| Group 13 | Exhaust System Group | | |
| | Pipe, Exhaust..... | 71-1 | 71 |
| | Muffler and Extension Pipe, Exhaust..... | 72-1 | 72 |
| Group 14 | Fuel System Group | | |
| | Lines and Fittings | 73-1 | 73 |
| | Switch, Emergency Fuel Cutoff | 74-1 | 74 |
| | Solenoid, Emergency Fuel | 75-1 | 75 |
| | Tank, Fuel..... | 76-1 | 76 |
| | Sight Glass Assembly, Fuel..... | 77-1 | 77 |
| Group 15 | Cooling System Group | | |
| | Hoses and Clamps | 78-1 | 78 |
| | Shutter Assembly | 79-1 | 79 |
| | Valve, Magnetic | 80-1 | 80 |
| | Fan Assembly, Cooling | 81-1 | 81 |
| | Radiator, Cooling | 82-1 | 82 |
| Group 16 | Blower Traction Motor Group | | |
| | Belts and Idler Assembly Traction Motor Blower..... | 83-1 | 83 |
| | Blower, Traction Motor Assembly | 84-1 | 84 |
| Group 17 | Air Compressor Group | | |
| | Air Compressor Assembly | 85-1 | 85 |
| | Air Cleaner Intake | 86-1 | 86 |
| | Valves, Intake and Exhaust and Unloader | 87-1 | 87 |
| | Intercooler..... | 88-1 | 88 |
| | Cylinder Heads, Compressor..... | 89-1 | 89 |
| | Pistons, Connecting Rods and Bearings..... | 90-1 | 90 |
| | Crankshaft | 91-1 | 91 |
| Block, Crankcase, Compressor | 92-1 | 92 | |
| | Slinger, Oil..... | 93-1 | 93 |
| Group 18 | Governor, Air Compressor Group | | |
| | Air Compressor Governor Assembly | 94-1 | 94 |

| | | Page | Illust/ Figure |
|----------|--|-------|-------------------|
| Group 19 | Engine, Diesel, Group | | |
| | Engine, Assembly | 95-1 | 95 |
| | Mounting Frame, Motor | 96-1 | 96 |
| | Hoses, Throttle Operator | 97-1 | 97 |
| | Hose, Oil Pressure Switch | 98-1 | 98 |
| | Manifold, Exhaust | 99-1 | 99 |
| | Water Connections and Thermostat Housing | 100-1 | 100 |
| | Thermostats | 101-1 | 101 |
| | Water Lines, Bypass | 102-1 | 102 |
| | Water Lines, Lower | 103-1 | 103 |
| | Water Lines, Upper | 104-1 | 104 |
| | Expansion Tank | 105-1 | 105 |
| | Expansion Tank, Water Connections | 106-1 | 106 |
| | Pump, Water | 107-1 | 107 |
| | Turbocharger, Housing | 108-1 | 108 |
| | Turbocharger Assembly | 109-1 | 109 |
| | Turbocharger, Air Lines | 110-1 | 110 |
| | Turbocharger, Oil Lines | 111-1 | 111 |
| | Air Cleaner Assembly | 112-1 | 112 |
| | Priming Pump and Filter, Fuel | 113-1 | 113 |
| | Filter, Fuel | 114-1 | 114 |
| | Transfer Pump Assembly, Fuel | 115-1 | 115 |
| | Injectors, Fuel | 116-1 | 116 |
| | Injector, Lines, Fuel | 117-1 | 117 |
| | Injector, Controls, Fuel | 118-1 | 118 |
| | Engine Lifting Eyes | 119-1 | 119 |
| | Filter, Oil | 120-1 | 120 |
| | Cooler, Oil | 121-1 | 121 |
| | Pump Assembly, Oil | 122-1 | 122 |
| | Oil Lines, Engine | 123-1 | 123 |
| | Governor Assembly | 124-1 | 124 |
| | Fasteners, Governor | 125-1 | 125 |
| | Control Lines, Air/Fuel | 126-1 | 126 |
| | Drive, Governor | 127-1 | 127 |
| | Control, Governor | 128-1 | 128 |
| | Torque Control Lever, Governor | 129-1 | 129 |
| | Shutoff, Air | 130-1 | 130 |
| | Shutoff Lines, Air | 131-1 | 131 |
| | Shutoff, Electric | 132-1 | 132 |
| | Shutoff, Manual | 133-1 | 133 |
| | Shutoff, Mechanical | 134-1 | 134 |
| | Valve Lines, Diverter | 135-1 | 135 |
| | Valve, Diverter | 136-1 | 136 |
| | Aftercooler | 137-1 | 137 |
| | Water Lines, Aftercooler | 138-1 | 138 |
| | Flywheel Assembly | 139-1 | 139 |
| | Housing, Flywheel | 140-1 | 140 |

| | | Page | Illust/ Figure |
|----------|---|-------|-------------------|
| Group 19 | Housing Covers, Fly Wheel | 141-1 | 141 |
| | Rear Gear Group | 142-1 | 142 |
| | Valve Covers and Breather | 143-1 | 143 |
| | Push Rods and Valve Lifters | 144-1 | 144 |
| | Cylinder Heads and Valve Assemblies | 145-1 | 145 |
| | Oil Pan Assembly and Oil Level Gage | 146-1 | 146 |
| | Oil Filler Tube | 147-1 | 147 |
| | Pistons and Connecting Rods..... | 148-1 | 148 |
| | Liners Cylinders | 149-1 | 149 |
| | Camshaft | 150-1 | 150 |
| | Crankshaft and Bearings..... | 151-1 | 151 |
| | Crankshaft Seals..... | 152-1 | 152 |
| | Engine Block Side Covers..... | 153-1 | 153 |
| | Engine Block..... | 154-1 | 154 |
| | Vibration Damper and Guard..... | 155-1 | 155 |
| | Front Housing Covers | 156-1 | 156 |
| | Front Housing | 157-1 | 157 |
| | Front Gear and Balance Group | 158-1 | 158 |
| | Accessory Drive Group | 159-1 | 159 |
| | Accessory Drive Group Shutoff | 160-1 | 160 |
| | Service Meter and Drive Group..... | 161-1 | 161 |
| Group 20 | Air, Brake System, Air Group | | |
| | Handbrake | 162-1 | 162 |
| | Valve, Automatic Brake..... | 163-1 | 163 |
| | Valve, Independent Brake | 164-1 | 164 |
| | Valve, 6NFR Distributing and Safety Valve | 165-1 | 165 |
| | Valve, No. 8 Vent | 166-1 | 166 |
| | Valve, A-1 Charging Cutoff Pilot | 167-1 | 167 |
| | Valve, H-5 Relay Air..... | 168-1 | 168 |
| | Valve, Emergency Brake..... | 169-1 | 169 |
| | Valve, Strainer and Check..... | 170-1 | 170 |
| | Valve No. 24, Double Check | 171-1 | 171 |
| | Cut-Out Cock and Strainer | 172-1 | 172 |
| | Valve, Check, Rubber Seated | 173-1 | 173 |
| | Cut-Out Cock, Ball | 174-1 | 174 |
| | Cylinder, Brake | 175-1 | 175 |
| | Reservoir, Air | 176-1 | 176 |
| | Filter, Centrifugal Air, Primary..... | 177-1 | 177 |
| | Hoses and Fittings, Trainline Air..... | 178-1 | 178 |
| Group 21 | Truck and Underframe Group | | |
| | Truck Assembly | 179-1 | 179 |
| | Foundation Brakeshoe and Brakehead..... | 180-1 | 180 |
| Group 22 | Traction Motor Group | | |
| | Traction Motor..... | 181-1 | 181 |
| | Brushes, Carbon, and Holders..... | 182-1 | 182 |
| Group 23 | Wheel and Axles Group | | |

| | | Page | Illust/ Figure |
|--------------|--|-------|-------------------|
| Group 24 | Draft Gear Group | | |
| | Draft Gear Group | 183-1 | 183 |
| Group 25 | Piping System Group | | |
| | Control Stand Piping | 184-1 | 184 |
| | Cab Air Piping..... | 185-1 | 185 |
| | Electrical Conduit..... | 186-1 | 186 |
| | Front Compartment Piping..... | 187-1 | 187 |
| Group 25 | Brake Cylinder Piping..... | 188-1 | 188 |
| | Brake Component Compartment, Piping..... | 189-1 | 189 |
| | Multiple Air Piping..... | 190-1 | 190 |
| | Main Air Piping..... | 191-1 | 191 |
| Section III. | Special Tools List (Not Applicable) | | |

SECTION I

INTRODUCTION

1. Scope.

This RPSTL lists and authorizes spares and repair parts; special tools; special test, measurement, and diagnostic equipment (TMDE); and other special support equipment required for performance of unit, direct support, and general support maintenance of the 60 Ton Diesel-Electric Locomotive.

2. General.

In addition to Section I, Introduction, this Repair Parts and Special Tools List contains Section II, Repair Parts List. It is a list of spares and repair parts authorized by this RPSTL for use in the performance of maintenance. The list also includes parts which must be removed for replacement of the authorized parts. Parts lists are composed of functional groups in ascending alphanumeric sequence, with the parts in each group listed in ascending figure and item number sequence. Bulk materials are listed in name sequence. Repair parts kits are listed separately in their own functional group within Section II. Repair parts for repairable special tools are also listed in this section. Items listed are shown on the associated illustration(s)/figure(s).

3. Explanation of Columns (Section II).

a. Item No. (Column (1)). Indicates the number used to identify items called out in the illustration.

b. FSCM (Column (2)). The Federal Supply Code for Manufacturer (FSCM) is a 5-digit numeric code which is used to identify the manufacturer, distributor, or Government agency, etc., that supplies the item.

c. Part Number (Column (3)). Indicates the primary number used by the manufacturer (individual, company, firm, corporation, or Government activity), which controls the design and characteristics of the item by means of its engineering drawings, specifications, standards, and inspection requirements to identify an item or range of items.

NOTE

When you use a NSN to requisition an item, the item you receive may have a different part number from the part ordered.

d. Description and Usable on Code (UOC) (Column (4)). This column includes the following information:

- (1) The Federal item name and, when required, a minimum description to identify the item.
- (2) The physical security classification of the item is indicated by the parenthetical entry. (Insert applicable physical security classification abbreviation, e.g., Phy Sec C1 (C) - Confidential, Phy Sec C1 (S) - Secret, Phy Sec C1 (T) - Top Secret).
- (3) Items that are included in kits and sets are listed below the name of the kit or set.
- (4) Spare/repair parts that make up an assembled item are listed immediately following the assembled item line entry.
- (5) Part numbers for bulk materials are referenced in this column in the line item entry for the item to be manufactured/fabricated.

- (5) Part numbers for bulk materials are referenced in this column in the line item entry for the item to be manufactured/fabricated.
- (6) When the item is not used with all serial numbers of the same model, the effective serial numbers are shown on the last line(s) of the description (before UOC).
- (7) The usable on code, when applicable.
- (8) The statement "End of Figure" appears just below the last item description in Column 4 for a given figure in Section II.

e. Qty (Column (5)). The Qty (quantity per figure column) indicates the quantity of the item used in the break-out shown on the illustration figure, which is prepared for a functional group, subfunctional group, or an assembly. A "V" appearing in the column in lieu of a quantity indicates that the quantity is variable and may vary from application to application.

4. How to Locate Repair Parts.

When National Stock Number or Part Number is Not Known.

- (1) Using the table of contents, determine the assembly group or subassembly group to which the item belongs. This is necessary since figures are prepared for assembly groups and subassembly groups, and listings are divided into the same groups.
- (2) Find the figure covering the assembly group or subassembly group to which the item belongs.
- (3) Identify the items on the figure and note the item number.
- (4) Refer to the Repair Parts List for the figure to find the part number.
- (5) After finding the figure and item number, verify that the item is the one you're looking for, then locate the item number in the repair parts list for the figure.

5. Abbreviations.

| <u>Abbreviations</u> | <u>Explanation</u> | <u>Abbreviations</u> | <u>Explanation</u> |
|----------------------|---------------------|----------------------|--------------------|
| AC | Alternating Current | IN | Inch |
| ASSY | Assembly | LS | Left Side |
| CNTFGL | Centrifugal | L | Long |
| CB | Circuit Breaker | PWR | Power |
| COND | Condenser | PRESS | Pressure |
| CONN | Connection | RCPT | Receptacle |
| CONN | Connector | RS | Right Side |
| CSKH | Countersunk Head | SW | Switch |
| ELEC | Electrical | W | Wide |
| HTR | Heater | W/ | With (Comb Form) |
| HP | High Pressure | | |

6. Manufacturer's Code.

The following is a listing of vendor codes with names and addresses of suppliers; vendor parts are listed in this publication. The codes are arranged in numerical order, followed by an alphabetical listing of the same.

NUMERIC SEQUENCE

| | | |
|-------|--|---|
| 01276 | Aero Quip Corp. Industrial Div | 1225 West Main Street Van Wert, OH 45891 |
| 01857 | Trams-Lite, Inc. | 120 Wampus Lane, P.O. Box 70 Mifford, CT 06460 |
| 01862 | ABEX Corp | Six Landmark Square, P.O. Box 10268 Stamford, CT 06904 |
| 06865 | Thomas and Betts | Hwy 218 South, Iowa City, IA 52240 |
| 06960 | Graybar Electric Co., Inc. | 1375 West 47th Ave., P.O. Box 5897 Terminal Annex, Denver, CO 80217 |
| 07099 | Moxness Products, Inc. | 1914 Indiana Street, Racine, WI 53405 |
| 07858 | Arrow Hart Division of Cooper Industries | 103 Hawthorn Street, Hartford, CT 06101 |
| 08108 | Lamp Industry | (For use with industry designations for lamps; neither a manufacturer or supplier of items.) |
| 08800 | General Electric Co. Electro Materials Business Department | 1350 S. 2nd Street, Coshocton, OH 43812 |
| 09641 | Electri-Flex Company | 222 West Central Ave., P.O. Box 7226 Roselle, IL 60172 |
| 09869 | Ameron Industrial Coating Div | Wichita, KS |
| 10001 | Naval Ordnance System Command | Washington, D.C .20362 |
| 11083 | Caterpillar Tractor Company | 100 NE Adams Street Peoria, IL 61629 |
| 14448 | Hammond Valve Corporation | 1844 Summer Street, Hammond, IN 46320 |
| 15235 | Crouse - Hinds, CO. | Wolf and 7th N. St., P.O. Box 4999 Syracuse, New York |
| 17611 | Air-Loc Products Division of Clark-Cutter McDermott Co. | 5 Fisher Street, P.O. Box 269 Franklin, MA 02038 |

6. Manufacturer's Code (cont).

| | | |
|-------|---|--|
| 18170 | Dollinger Corp. | 1 Town Line Circle, P.O. Box 23200 Rochester, NY 14692 |
| 19278 | Detroit Switch, Inc. | 1025-33 Beaver Ave. Pittsburgh, PA 15233 |
| 2K654 | Gardner-Denver Industrial Machinery Div | 1800 Gardner Expressway Quincy, IL 62301 |
| 20796 | Dayco Corp. Rubber Products Div | Battlefield Road and Senic Drive P.O. Box 3258 Springfield, MO 65808 |
| 30187 | Graham White Sales Group | 1209 Colorado Street, Salem, VA 24153 |
| 30327 | Imperial Clevite Co. Fluid Components Div | 6300 West Howard Street Chicago, IL 60648 |
| 34439 | Power Parts Co. | 1860 North Wilmont Ave., Chicago, IL 60647 |
| 35321 | Sylvania Indoor Lighting Fixture Division of GTE Sylvania Canada LTD | 8750 Corte De Lisse Road Montreal Quebec Canada |
| 39428 | McMaster-Carr Supply Co. | P.O. Box 4355, Chicago, IL 60680 |
| 42323 | Nathan Manufacturing Div Wegner Machinery Corp. | 35-41 11th Street Long Island City, NY 1 1106 |
| 46522 | White Consolidated Industries Inc. Hupp Mobile Products Div | 1135 Ivanhole Road Cleveland, OH 44110 |
| 49367 | Pyle-National Co. | 1334 Kostner Avenue, Chicago, IL 60651 |
| 49671 | RCA Corp. | 30 Rockefeller Plaza, New York, NY 10020 |
| 50024 | Alco Power, Inc. | 100 Orchard Street, Auburn, NY 13201 |
| 51225 | Department of the Army | Tooele Army Depot General Rail Shops Hill AFB, Bldg. 1701 Ogden, Utah |
| 52676 | SKF Industries, Inc. | 1100 First Avenue King of Prussia, PA 19406 |
| 53421 | Tyton Corp. | 7930 N. Faulkner Road, P.O. Box 23055 Milwaukee, WI 53223-3496 |

6. Manufacturer's Code (cont).

| | | |
|-------|--|---|
| 55827 | DME Corp., Tubing Specialist | 111 SW 33rd St. Ft. Lauderdale, FL 33315 |
| 56433 | United Laboratories, Inc. | 155 South Route 53, Addison, IL 60101 |
| 57658 | Buckeye Fire Equipment Co. | 102 Industrial Drive Kings Mountain, NC 28086 |
| 60038 | Timken Company | 1835 Dueber Ave., SW, Canton, OH 44706 |
| 62679 | Van Keuren Co. | 176 Waltham Street, Watertown, MA 02172 |
| 65072 | Industrial Heat Exchanger MFG Corp. | P.O. Box 1056, Jackson, TN 38301 |
| 72271 | Eutectic Corp. | 40-40 172nd Street, Flushing, N.Y. 11358 |
| 72423 | Stanley Flagg and Co. | West High Street, Stowe, PA 19464 |
| 72582 | General Motors Corp. Detroit Diesel Allison Div | 13400 West Outer Drive Detroit, MI 48228 |
| 72915 | Electro-Motive Div General Motors Corp. | 9301 West 55th Street La Grange, IL 60525 |
| 74096 | Comspace Corp. Munston Electronics Div | 350 Great Neck Road Farmingdale, Long Island, NY 11735 |
| 74400 | Hobbs Div., Stewart-Warner Corp. | Vale Blvd. & Ash Street Springfield, IL 62705 |
| 75037 | Insl-X Products Corp. | 115 Woodworth Ave., Yonkers, NY 10702 |
| 76254 | Teledyne Inc. Co. | 850 Grantly Road, York, PA 17405 |
| 76622 | Ellcon National, Inc. | 30 King Road, Totowa Borough, NJ 07512 |
| 76700 | Nelson Muffler Division of Nelson Industries | Highway 51 West, P.O. Box 428 Stoughton, WI 53589 |
| 78657 | Surrette Storage Battery Co. | 16 Front Street, P.O. Box 3027 Salem, MA 01970 |
| 79500 | Westinghouse Electric Corp. Corporate Standards 7 Development | 1310 Bevlah Road, Pittsburgh, PA 15235 |
| 80535 | Campbell Chain Div. McGraw-Edison Co. | 3990 East Market Street, York, PA 17402 |

6. Manufacturer's Code (cont).

| | | |
|----------------|---|---|
| 81343 | Society of Automotive Engineers | 400 Commonwealth Drive Warrendale, PA 15096 |
| 81348 | Federal Specifications | General Services Administration Washington, D.C. |
| 81349 | Military Specifications, Defense Standardization Manual 4120.3-M | |
| 82484 | Sprague Devices, Inc. | 500 Horon, P.O. Box 389 Michigan City, IN 46360 |
| 82722 82879 | Westinghouse Air Brake Co. ITT, Royal Electric Div | P.O. Box 67, Wilmerding, PA 15148 95 Grand Ave. Pawtucket, Rhode Island 02862 |
| 83905 | American Biltrite, Inc. Tape Products Div | 44 Hepworth Place, P.O. Box 178 Garfield, NJ 07026 |
| 87187 | Borden, Inc./ Chemical Div Krylon Dept. | 630 East Washington, P.O. Box 390 Norristown, PA 19404 |
| 89110 | Amp, Inc. , Capitor Div | 1595 S. Mt. Joy Street Elizabethtown, PA 17022 |
| 90414 | Smooth-On Inc. | 1000 Valley Road, Gillette, NJ 07933 |
| 90615 | Baldwin-Lima-Hamilton Corp. | Media, PA Industrial Equipment Div |
| 91816 | Brunswick Corporation Circle Seal Controls Technetics Div | 1111 N. Brookhurst St., P.O. Box 3666 Anaheim, CA 92803 |
| 95408 | Kim Hot Start Company | 917 West Broadway, P.O. Box 42 Spokane, WA 9221 0 |
| 95535 | Marion Div, Tecumseh Products Co. | 333 Joseph, Marion, OH 43302 |
| 95857 | Association of American Railroads | 59 East Van Buren, Chicago, IL 60605 |
| 96906 | Military Standards | |

ALPHABETICAL SEQUENCE

| | | |
|-------|---|--|
| 01862 | ABEX Corp | Six Landmark Square, P.O. Box 10268 Stamford, CT 06904 |
| 01276 | Aero Quip Corp. Industrial Div | 1225 West Main Street Van Wert, OH 45891 |
| 17611 | Air-Loc Products Division of Clark-Cutter McDermott Co. | 5 Fisher Street, P.O. Box 269 Franklin, MA 02038 |
| 50024 | Alco Power, Inc. | 100 Orchard Street, Auburn, NY 13201 |
| 83905 | American Biltrite, Inc. Tape Products Div | 44 Hepworth Place, P.O. Box 178 Garfield, NJ 07026 |
| 09869 | Ameron Industrial Coating Div | Wichita, KS |
| 89110 | Amp, Inc., Capitoron Div | 1595 S. Mt. Joy Street Elizabethtown, PA 17022 |
| 07858 | Arrow Hart Division of Cooper Industries | 103 Hawthorn Street, Hartford, CT 061 01 |
| 95857 | Association of American Railroads | 59 East Van Buren, Chicago, IL 60605 |
| 90615 | Baldwin-Lima-Hamilton Corp. Industrial Equipment Div | Media, PA |
| 87187 | Borden, Inc./ Chemical Div Krylon Dept. | 630 East Washington, P.O. Box 390 Norristown, PA 19404 |
| 91816 | Brunswick Corporation Circle Seal Controls Technetics Div | 1111 N. Brookhurst St., P.O. Box 3666 Anaheim, CA 92803 |
| 57658 | Buckeye Fire Equipment Co. | 102 Industrial Drive Kings Mountain, NC 28086 |
| 80535 | Campbell Chain Div. McGraw-Edision Co. | 3990 East Market Street, York, PA 17402 |
| 11083 | Caterpillar Tractor Co. | 100 NE Adams Street Peoria, IL 61629 |
| 74096 | Comspace Corp. Munston Electronics Div | 350 Great Neck Road Farmingdale, Long Island, NY 11735 |
| 15235 | Crouse - Hinds, CO. | Wolf and 7th N. St., P.O. Box 4999 Syracuse, New York |

6. Manufacturer's Code (cont).

| | | |
|-------|--|--|
| 20796 | Dayco Corp. Rubber Products Div | Battlefield Road and Senic Drive P.O. Box 3258 Springfield, MO 65808 |
| 51225 | Department of the Army | Tooele Army Depot General Rail Shops Hill AFB, Bldg. 1701 Ogden, Utah |
| 19278 | Detroit Switch, Inc. | 1025-33 Beaver Ave. Pittsburgh, PA 15233 |
| 55827 | DME Corp., Tubing Specialist | 111 SW 33rd St. Ft. Lauderdale, FL 33315 |
| 18170 | Dollinger Corp. | 1 Town Line Circle, P.O. Box 23200 Rochester, NY 14692 |
| 09641 | Electri-Flex Company | 222 West Central Ave., P.O. Box 7226 Roselle, IL 60172 |
| 72915 | Electro-Motive Div General Motors Corp. | 9301 West 55th Street La Grange, IL 60525 |
| 72271 | Eutectic Corp. | 40-40 172nd Street, Flushing, N.Y. 11358 |
| 76622 | Elicon National, Inc. | 30 King Road, Totowa Borough, NJ 07512 |
| 81348 | Federal Specifications | General Services Administration Washington, D.C. |
| 24446 | General Electric Co. | 3135 Easton Turnpike Fairfield, CT 06431 |
| 08800 | General Electric Co. Electro Materials Business Department | 1350 S. 2nd Street, Coshocton, OH 43812 |
| 72582 | General Motors Corp. Detroit Diesel Allison Div | 13400 West Outer Drive Detroit, MI 48228 |
| 30187 | Graham White Sales Group | 1209 Colorado Street, Salem, VA 24153 |
| 06960 | Graybar Electric Co., Inc. | 1375 West 47th Ave., P.O. Box 5897 . Terminal Annex, Denver, CO 80217 |
| 14448 | Hammond Valve Corporation | 1844 Summer Street, Hammond, IN 46320 |

6. Manufacturer's Code (cont).

| | | |
|-------|---|---|
| 74400 | Hobbs Div., Stewart-Warner Corp | Vale Blvd. & Ash Street Springfield, IL 62705 |
| 30327 | Imperial Clevite Co. Fluid Components Div | 6300 West Howard Street Chicago, IL 60648 |
| 65072 | Industrial Heat Exchanger MFG Corp. | P.O. Box 1056, Jackson, TN 38301 |
| 75037 | Insl-X Products Corp. | 115 Woodworth Ave., Yonkers, NY 10702 |
| 82879 | ITT, Royal Electric Div | 95 Grand Ave. Pawtucket, Rhode Island 02862 |
| 95408 | Kim Hot Start Company | 917 West Broadway, P.O. Box 42 Spokane, WA 9221 0 |
| 08108 | Lamp Industry | (For use with industry designations for lamps; neither a manufacturer or supplier of items.) |
| 95535 | Marion Div, Tecumseh Products Co | 333 Joseph, Marion, OH 43302 |
| 81349 | Military Specifications, Defense Standardization Manual 4120.3-M | |
| 96906 | Military Standards | |
| 39428 | McMaster-Carr Supply Co. | P.O. Box 4355, Chicago, IL 60680 |
| 07099 | Moxness Products, Inc. | 1914 Indiana Street, Racine, WI 53405 |
| 42323 | Nathan Manufacturing Div Wegner Machinery Corp. | 35-41 11th Street Long Island City, NY 11106 |
| 10001 | Naval Ordinance System Command | Washington, D.C. 20362 |
| 76700 | Nelson Muffler Division of Nelson Industries | Highway 51 West, P.O. Box 428 Stoughton, WI 53589 |
| 34439 | Power Parts Co. | 1860 NorthWilmont Ave., Chicago, IL 60647 |
| 49367 | Pyle-National Co. | 1334 Kostner Avenue, Chicago, IL 60651 |
| 49671 | RCA Corp. | 30 Rockefeller Plaza, New York, NY 10020 |
| 52676 | SKF Industries, Inc | 1100 First Avenue King of Prussia, PA 19406 |
| 90414 | Smooth-On Inc. | 1000 Valley Road, Gillette, NJ 07933 |

6. Manufacturer's Code (cont).

| | | |
|-------|---|---|
| 81343 | Society of Automotive Engineers | 400 Commonwealth Drive Warrendale, PA 15096 |
| 82484 | Sprague Devices, Inc. | 500 Horon, P.O. Box 389 Michigan City, IN 46360 |
| 72423 | Stanley Flagg and Co. | West High Street, Stowe, PA 19464 |
| 78657 | Surrete Storage Battery Co. | 16 Front Street, P.O. Box 3027 Salem, MA 01970 |
| 35321 | Sylvania Indoor Lighting Fixture Division of GTE Sylvania Canada LTD | 8750 Corte De Lisse Road Montreal Quebec Canada |
| 76254 | Teledyne Inc. Co. | 850 Grantly Road, York, PA 17405 |
| 06865 | Thomas and Betts | Hwy 218 South, Iowa City, IA 52240 |
| 60038 | Timken Company | 1835 Dueber Ave., SW, Canton, OH 44706 |
| 01857 | Trams-Lite, Inc. | 120 Wampus Lane, P.O. Box 70 Milford, CT 06460 |
| 53421 | Tyton Corp. | 7930 N. Faulkner Road, P.O. Box 23055 Milwaukee, WI 53223-3496 |
| 56433 | United Laboratories, Inc. | 155 South Route 53, Addison, IL 60101 |
| 82722 | Westinghouse Air Brake Co. | P.O. Box 67, Wilmerding, PA 15148 |
| 79500 | Westinghouse Electric Corp. Corporate Standards 7 Development | 1310 Bevlah Road, Pittsburgh, PA 15235 |
| 46522 | White Consolidated Industries Inc. Hupp Mobile Products Div | 1135 Ivanhole Road Cleveland, OH 441 1 0 |
| 62679 | Van Keuren Co. | 176 Waltham Street, Watertown, MA 02172 |

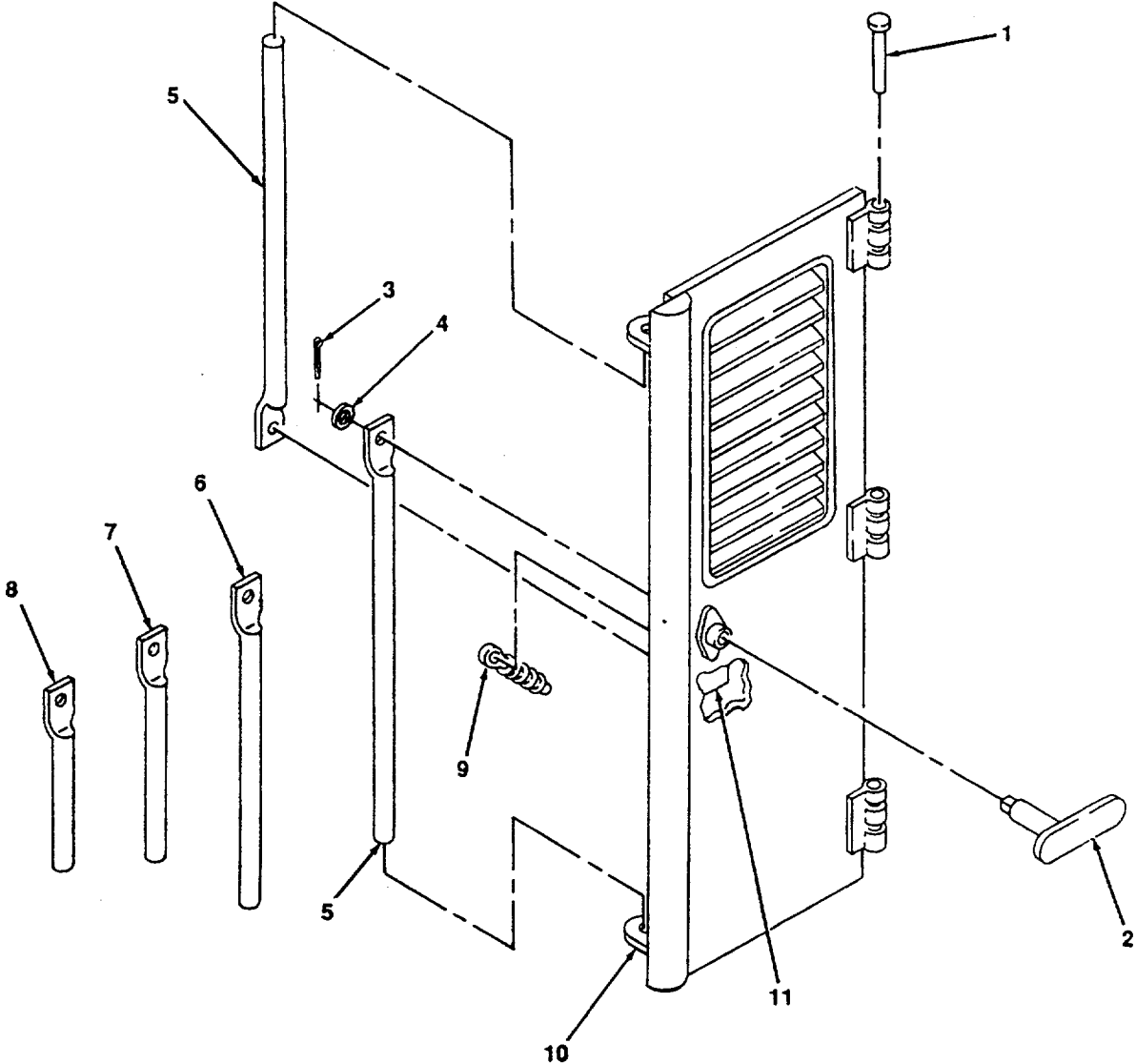


Figure 1. Door, Engine Hood (Sheet 1 of 2).

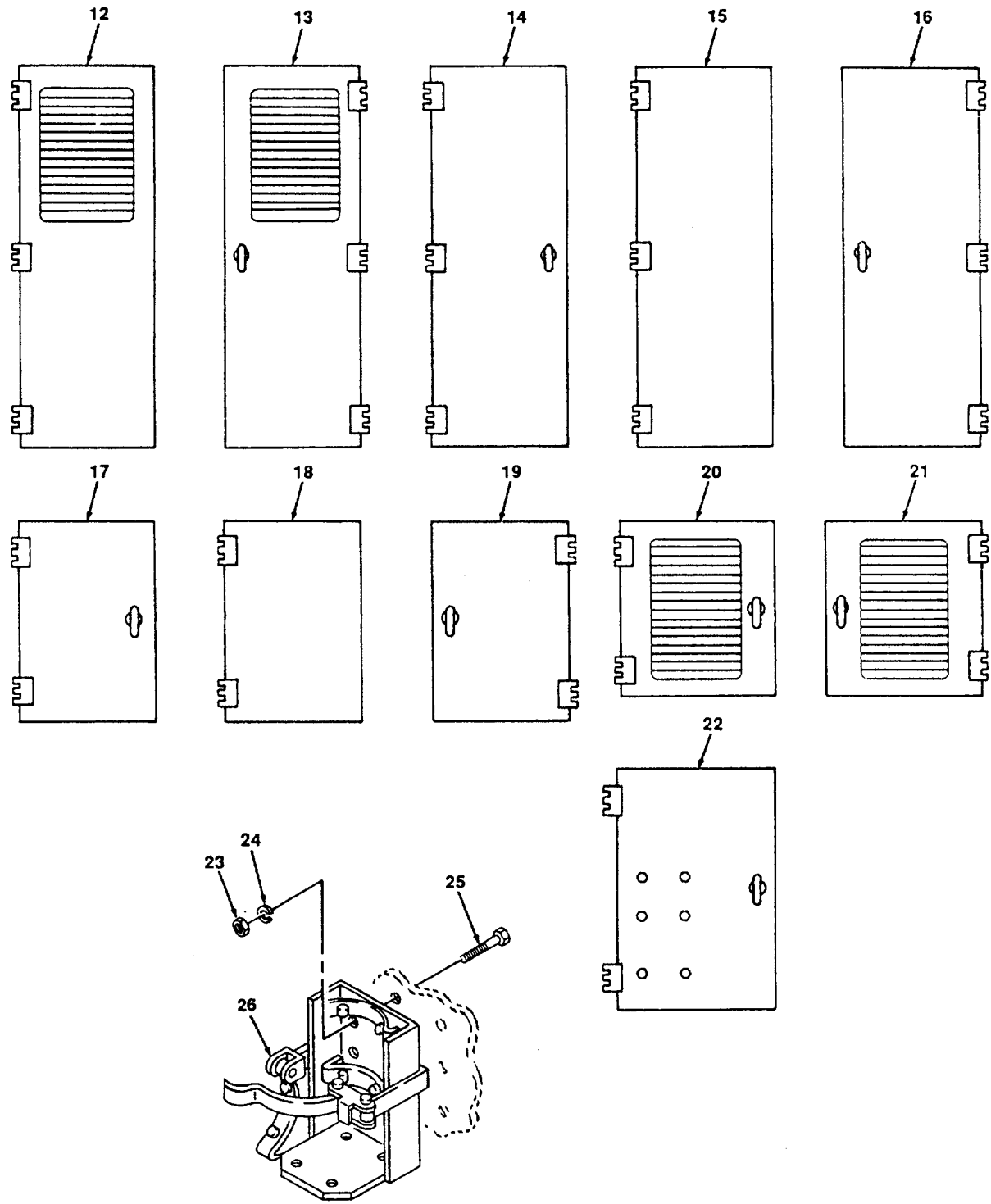


Figure 1. Door, Engine Hood (Sheet 2 of 2).

SECTION II

TM 55-2210-223-24P

| (1) ITEM NUMBER | (2) FSCM | (3) PART NUMBER | (4) DESCRIPTION AND USABLE ON CODE (UOC) | (5) QTY |
|-----------------------|-------------|-----------------------|--|------------|
| | | | GROUP 01 BODY GROUP | |
| | | | FIG. 1 DOOR, ENGINE HOOD | |
| 1 | 90615 | | HINGE ASSEMBLY, 3 X 4 IN., W/PIN, 5/16 X 4 IN., USED ON DOORS 12 THRU 16 (QTY 2 ON DOORS 17 THRU 22) | 3 |
| 2 | 90615 | 24-8-909 | HANDLE ASSEMBLY USED ON DOORS 13, 14, 16, 17, 19 THRU 22 | 1 |
| 3 | 96906 | | PIN, COTTER, 1/8 X 1 IN. (NSN 5316-00-839-5822) | 1 |
| 4 | 96906 | MS27183-14 | WASHER, 3/8 IN. (NSN 310-00-773-7618) | 1 |
| 5 | 90615 | | ROD, LATCH (1 UPPER AND 1 LOWER) ON DOORS 12 THRU 16 | 10 |
| 6 | 90615 | | ROD, LATCH, SHORT (1 UPPER AND 1 LOWER) ON DOORS 17, 18 AND 19 | 6 |
| 7 | 90615 | | ROD, LATCH, SHORT (1 UPPER AND 1 LOWER) ON DOORS 20 AND 21 | 4 |
| 8 | 90615 | | ROD, LATCH, SHORT (1 UPPER AND 1 LOWER) ON DOOR 22 | 2 |
| 9 | 90615 | | SPRING | 1 |
| 10 | 90615 | | GUIDE, SPRING | 2 |
| 11 | 90615 | | LOCK ASSEMBLY, WELDED TO DOOR | 1 |
| 12 | 90615 | 22-3-391 | DOOR, W/LOUVER PANEL, HINGED LEFT | 3 |
| 13 | 90615 | 22-3-390 | DOOR, W/LOUVER PANEL, HINGED RIGHT, W/HANDLE | 5 |
| 14 | 90615 | | DOOR, SOLID PANEL, HINGED LEFT W/HANDLE | 1 |
| 15 | 90615 | | DOOR, SOLID PANEL, HINGED LEFT | 1 |
| 16 | 90615 | | DOOR, SOLID PANEL, HINGED RIGHT W/HANDLE | 1 |
| 17 | 90615 | | DOOR, SHORT, SOLID PANEL, HINGED LEFT W/HANDLE | 1 |
| 18 | 90615 | 22-2-650 | DOOR, SHORT, SOLID PANEL, HINGED LEFT | 1 |
| 19 | 90615 | 22-3-630 | DOOR, SHORT, SOLID PANEL, HINGED RIGHT W/HANDLE | 1 |
| 20 | 90615 | | DOOR, SHORT, W/LOUVER, HINGED LEFT W/HANDLE | 2 |
| 21 | 90615 | | DOOR, SHORT, W/LOUVER, HINGED RIGHT W/HANDLE | 2 |
| 22 | 90615 | | DOOR, SOLID PANEL, FRONT COMPARTMENT HINGED LEFT W/HANDLE | 1 |

| (1) ITEM NUMBER | (2) FSCM | (3) PART NUMBER | (4) DESCRIPTION AND USABLE ON CODE (UOC) | (5) QTY |
|-----------------------|-------------|-----------------------|--|------------|
| 23 | 96906 | MS51967-03 | FIG. 1 DOOR, ENGINE HOOD | 6 |
| 24 | 96906 | MS35338-44 | NUT, HEX, 1/4 IN. | 6 |
| 25 | 96906 | MS90725-8 | WASHER, LOCK, 1/4 IN. | 6 |
| 26 | 96906 | | SCREW, HEX, 1/4 IN. | 6 |
| | | | BRACKET, FIRE EXTINGUISHER | 1 |
| | | | (NSN 4210-00-288-6849) | |
| | | | END OF FIGURE | |

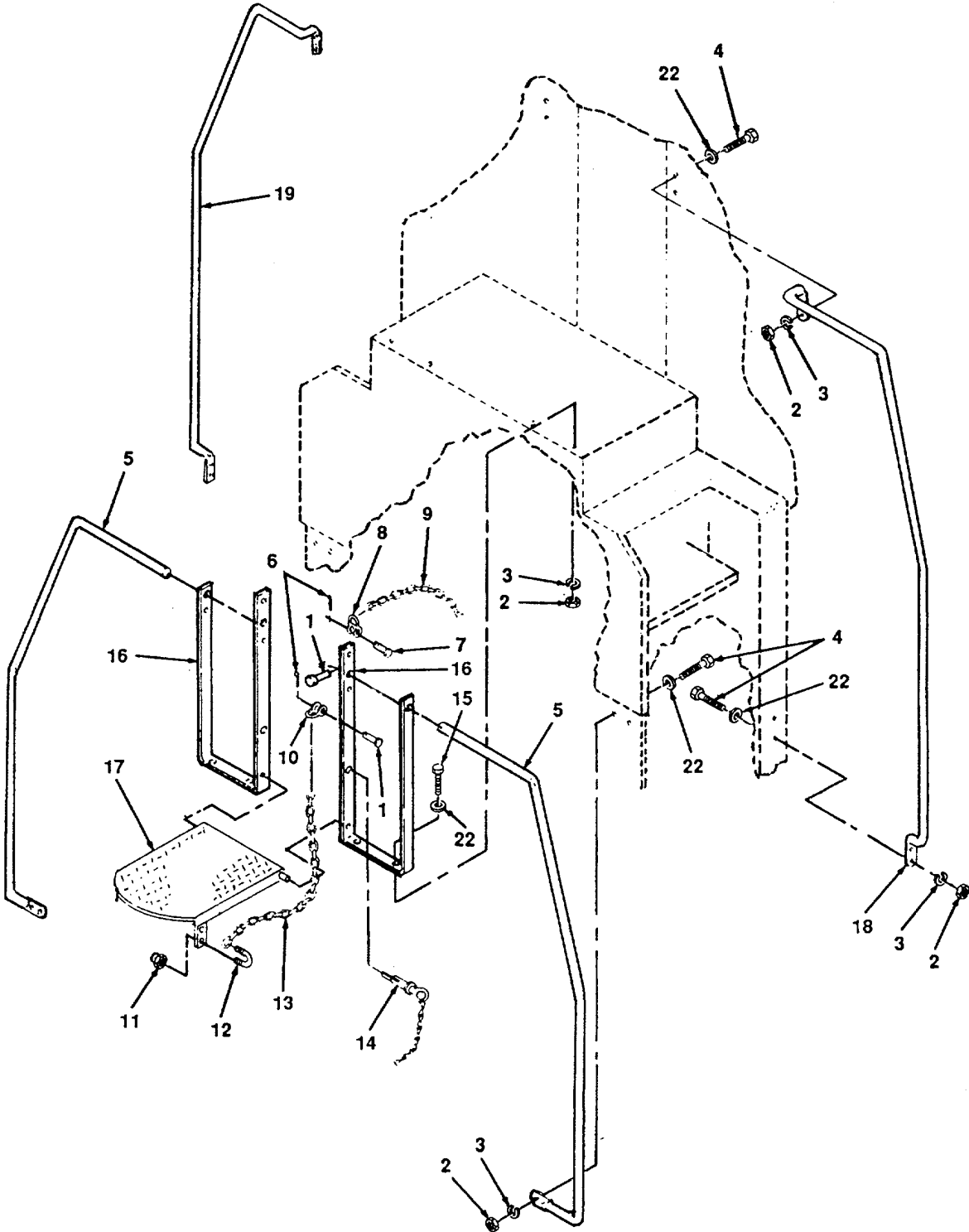


Figure 2. Upright and Handrails (Sheet 1 of 2).

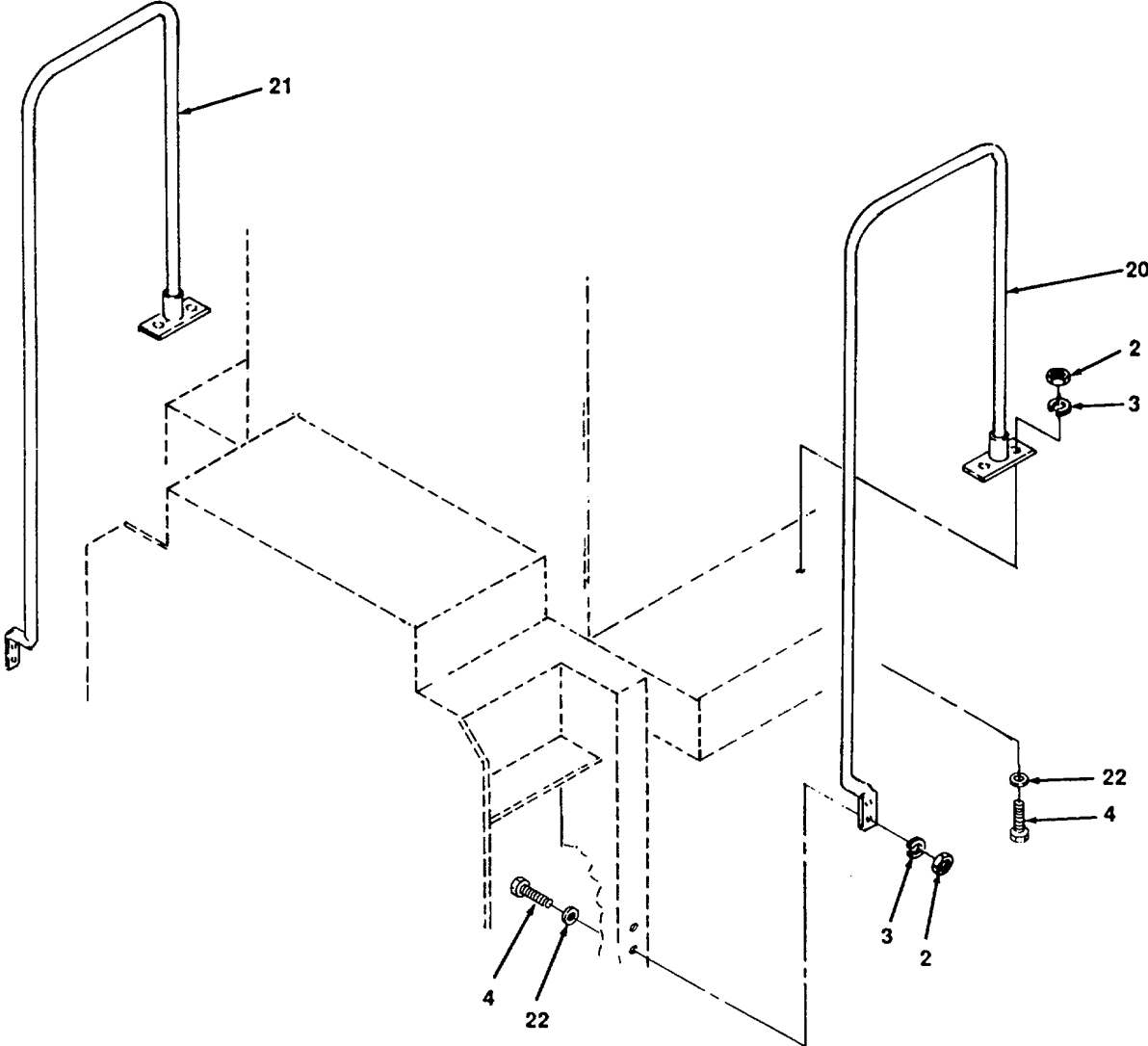


Figure 2. Upright and Handrails (Sheet 2 of 2).

| (1) ITEM NUMBER | (2) FSCM | (3) PART NUMBER | (4) DESCRIPTION AND USABLE ON CODE (UOC) | (5) QTY |
|-----------------------|-------------|-----------------------|--|------------|
| | | | GROUP 01 BODY GROUP | |
| | | | FIG. 2 UPRIGHT AND HAND RAILS | |
| 1 | 96906 | MS20392-6C23 | PIN, 1/2 X 2 1/4 IN. | 8 |
| 2 | 96906 | MS51967-21 | NUT, 5/8 IN. | 12 |
| 3 | 96906 | MS35338-50 | WASHER, LOCK, 5/8 IN. | 12 |
| 4 | 96906 | MS90725-163 | SCREW, HEX-HEAD, 5/8 X 1 3/4 IN. | 12 |
| 5 | 90615 | 9510-228-6217 | GUARD RAIL (2 IN FRONT, 2 IN REAR OF ENGINE) | 4 |
| 6 | 96906 | | PIN, COTTER, 1/8 X 1 1/2 IN. (NSN 5315-00-298-1481) | 4 |
| 7 | 96906 | MS20392-7C27 | PIN, 1/2 | 2 |
| 8 | 96906 | MS20115-12 | SHACKLE | 2 |
| 9 | 90615 | 53-3-571 | CHAIN | 1 |
| 10 | 96906 | MS20115-9 | CLEVIS | 2 |
| 11 | 96906 | MS51967-15 | NUT, 1/2 IN. | 4 |
| 12 | 90615 | | UBOLT, 2X1 1/21N. | 2 |
| 13 | 90615 | 53-2-4840 | CHAIN, WELDED, 3/8 IN. (NSN 4010-00-824-140) | V |
| 14 | 90615 | 99-2-270 | PIN, KNUCKLE | 2 |
| 15 | 96906 | MS90725-166 | SCREW, 5/8 X 2 1/2 IN. | 4 |
| 16 | 90615 | | UPRIGHT (2 IN FRONT, 2 IN REAR) | 4 |
| 17 | 90625 | 53-2-5840 | PLATFORM (1 IN FRONT, 1 IN REAR) | 2 |
| 18 | 90615 | 53-3-760 | GUARD RAIL | 1 |
| 19 | 90615 | 53-3-761 | GUARD RAIL | 1 |
| 20 | | | GUARD RAIL | 1 |
| 21 | | | GUARD RAIL | 1 |
| 22 | 96906 | MS27183-21 | WASHER, FLAT, 5/8 IN. | 12 |
| | | | END OF FIGURE | |

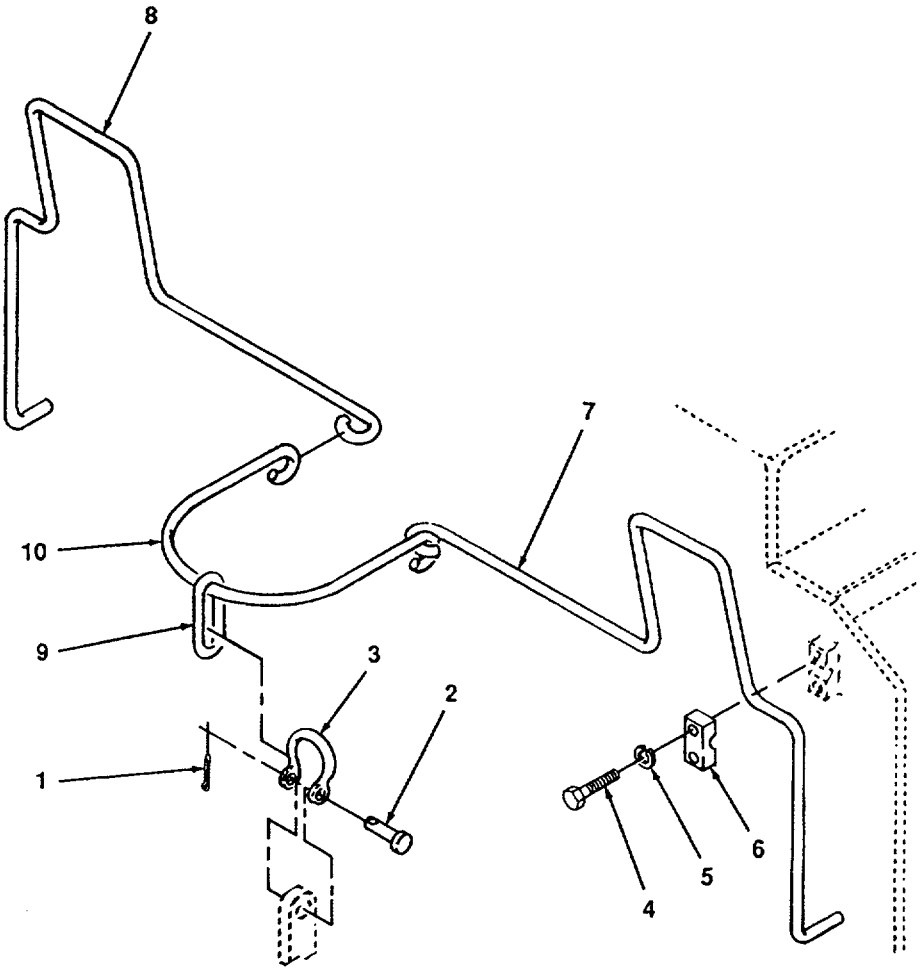


Figure 3. Cutter Lever.

| (1) ITEM NUMBER | (2) FSCM | (3) PART NUMBER | (4) DESCRIPTION AND USABLE ON CODE (UOC) | (5) QTY |
|-----------------------|-------------|-----------------------|--|------------|
| | | | GROUP 01 BODY GROUP | |
| | | | FIG. 3 CUTTER LEVER | |
| 1 | 96906 | | PIN, COTTER, 3/16 X 2 IN. (NSN 5315-00-849-9854) | 1 |
| 2 | 96906 | MS20392-10C65 | PIN, CLEVIS | 1 |
| 3 | 96906 | | SHACKLE, 5/8 IN. X 3 IN. | 1 |
| 4 | 96906 | MS90725-166 | SCREW, HEX, 5/8 X 2 1/2 IN. | 4 |
| 5 | 96906 | MS35338-50 | WASHER, LOCK 5/8 IN. | 4 |
| 6 | 90615 | | CLAMP, 1-1/2 X 4 IN. | 2 |
| 7 | 90615 | 37-2-2810 | CUTTER LEVER, RIGHT FRONT (SAME AS LEFT REAR) | 1 |
| 8 | 90615 | 37-2-2811 | CUTTER LEVER, LEFT FRONT (SAME AS RIGHT REAR) | 1 |
| 9 | 90615 | | LINK, UNCOUPLING CENTER LEVER | 1 |
| 10 | 90615 | 37-1-1770 | LEVER, UNCOUPLINGCENTER | 1 |
| | | | END OF FIGURE | |

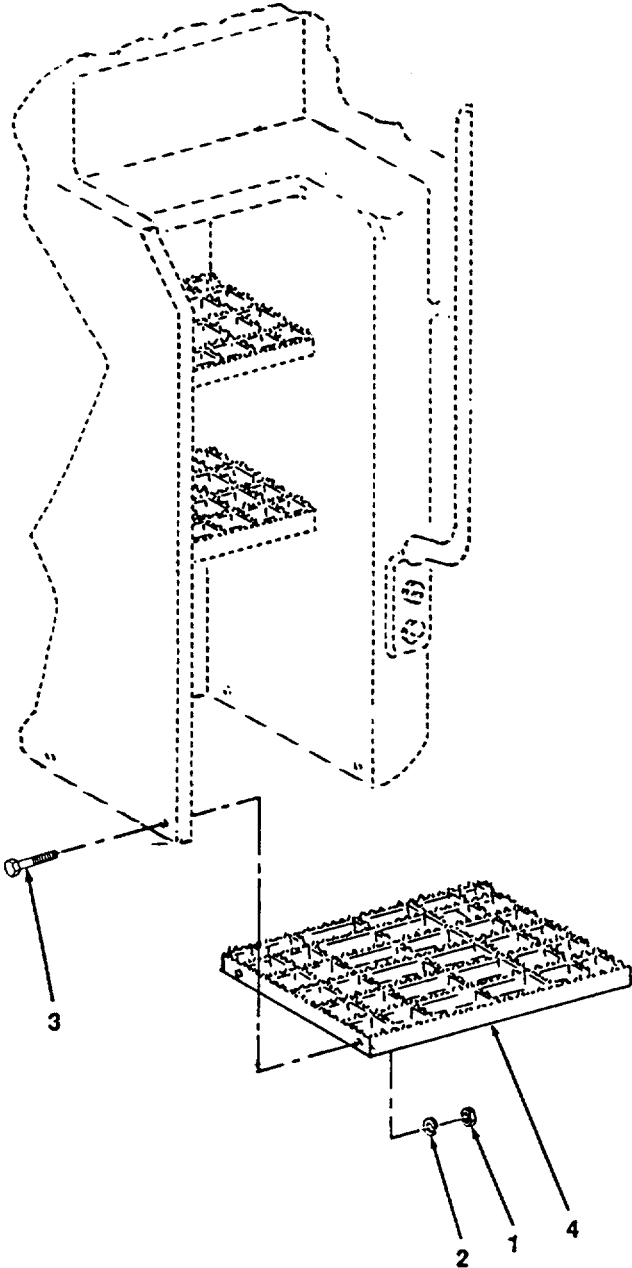


Figure 4. Steps.

| (1) ITEM NUMBER | (2) FSCM | (3) PART NUMBER | (4) DESCRIPTION AND USABLE ON CODE (UOC) | (5) QTY |
|-----------------------|-------------|-----------------------|--|------------|
| 1 | 96906 | MS51922-33 | GROUP 01 BODY GROUP | |
| 2 | 96906 | MS35338-48 | FIG. 4 STEPS | |
| 3 | 96906 | MS90725-111 | NUT, LOCK, 1/2 IN. | 4 |
| 4 | 90615 | W-24975 | WASHER, LOCK, 1/2 IN. | 4 |
| | | | SCREW, 1/2 IN. X 1 1/4 IN. | 4 |
| | | | STEP | 3 |
| | | | END OF FIGURE | |

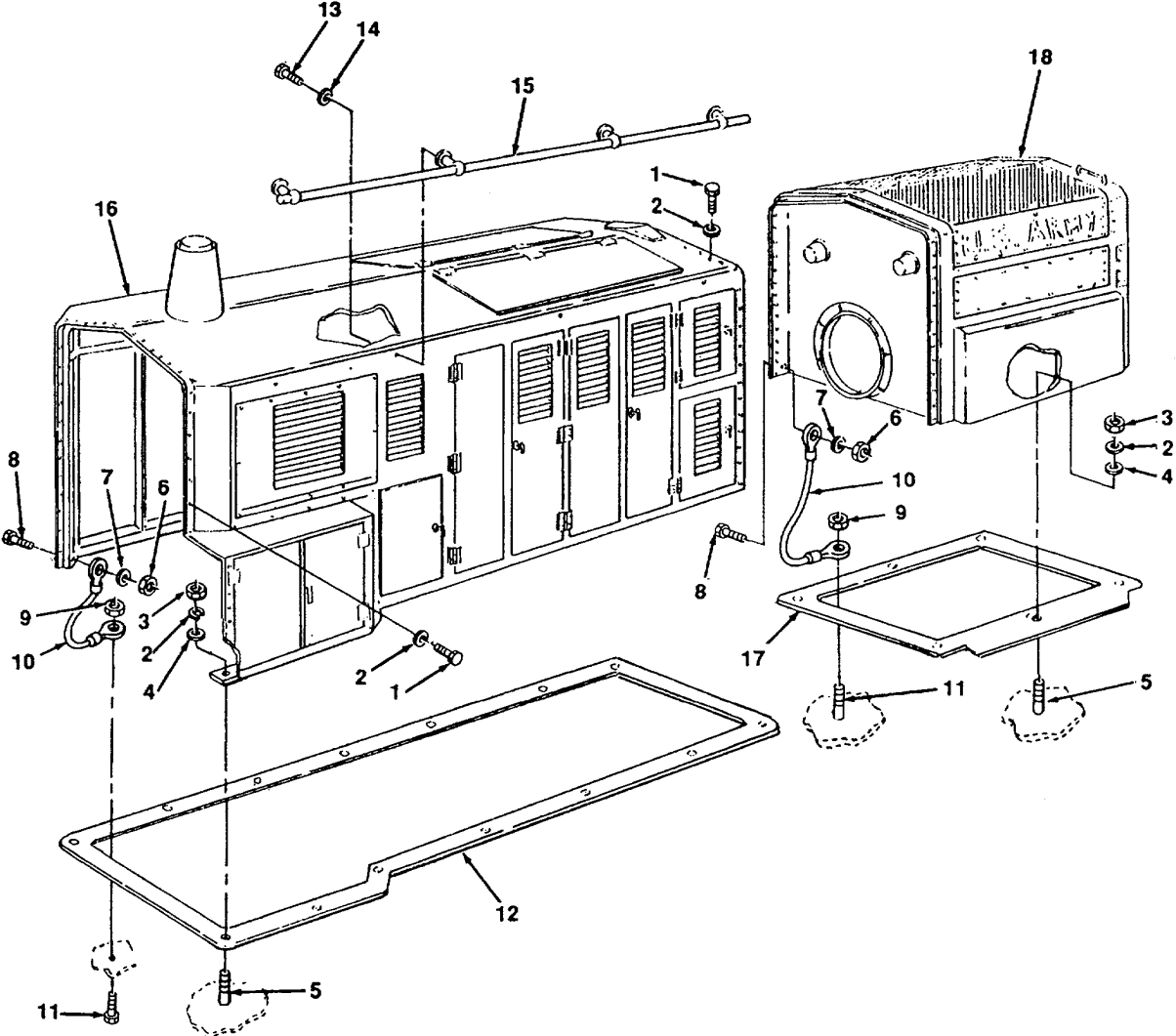


Figure 5. Engine, Hood and Handrail Assemblies

| (1) ITEM NUMBER | (2) FSCM | (3) PART NUMBER | (4) DESCRIPTION AND USABLE ON CODE (UOC) | (5) QTY |
|---|-------------|-----------------------|---|------------|
| GROUP 01 BODY GROUP | | | | |
| FIG. 5 ENGINE HOOD AND HANDRAIL ASSEMBLIES | | | | |
| 1 | 96906 | MS90725-60 | SCREW, HEX-HEAD, 3/8 X 1 IN. | 88 |
| 2 | 96906 | MS27183-14 | WASHER, LOCK, 3/8 IN. | 88 |
| 3 | 96906 | MS51967-09 | NUT, 3/8 IN. | 20 |
| 4 | 96906 | MS27183-14 | WASHER, FLAT, 3/8 IN. | 20 |
| 5 | 96906 | | STUD, 3/8 X 2 IN. (NSN 5307-00-529-1446) | 20 |
| 6 | 96906 | MS51967-06 | NUT, 5/16 | 2 |
| 7 | 96906 | MS35338-45 | WASHER, LOCK, 5/16 | 2 |
| 8 | 96906 | MS90725-34 | SCREW, HEX-HEAD, 5/16 X 1 IN. | 2 |
| 9 | 96906 | MS51967-15 | NUT, 1/2 IN. | 2 |
| 10 | 90615 | | GROUNDING STRAP | 2 |
| 11 | 90615 | | STUD, WELDED, 1/2 X 2 IN. (NSN 5307-00-064-3924) | 2 |
| 12 | 90615 | 23-8-752 | GASKET, RUBBER, W/8-7/15 IN. HOLES | 1 |
| 13 | 96906 | MS90725-185 | SCREW, HEX-HEAD, 3/4 X 1 1/2 IN. | 8 |
| 14 | 96906 | MS35338-51 | WASHER, LOCK, 3/4 IN. | 8 |
| 15 | 90615 | 53-6-130 | HANDRAIL (USED ON BOTH SIDES OF ENGINE) | 2 |
| 16 | 90615 | 22-7-5100 | HOOD, ENGINE | 1 |
| 17 | 90615 | 23-8-752 | GASKET, RUBBER | 1 |
| 18 | 90615 | 24-2-1672 | COMPARTMENT, RADIATOR | 1 |
| END OF FIGURE | | | | |

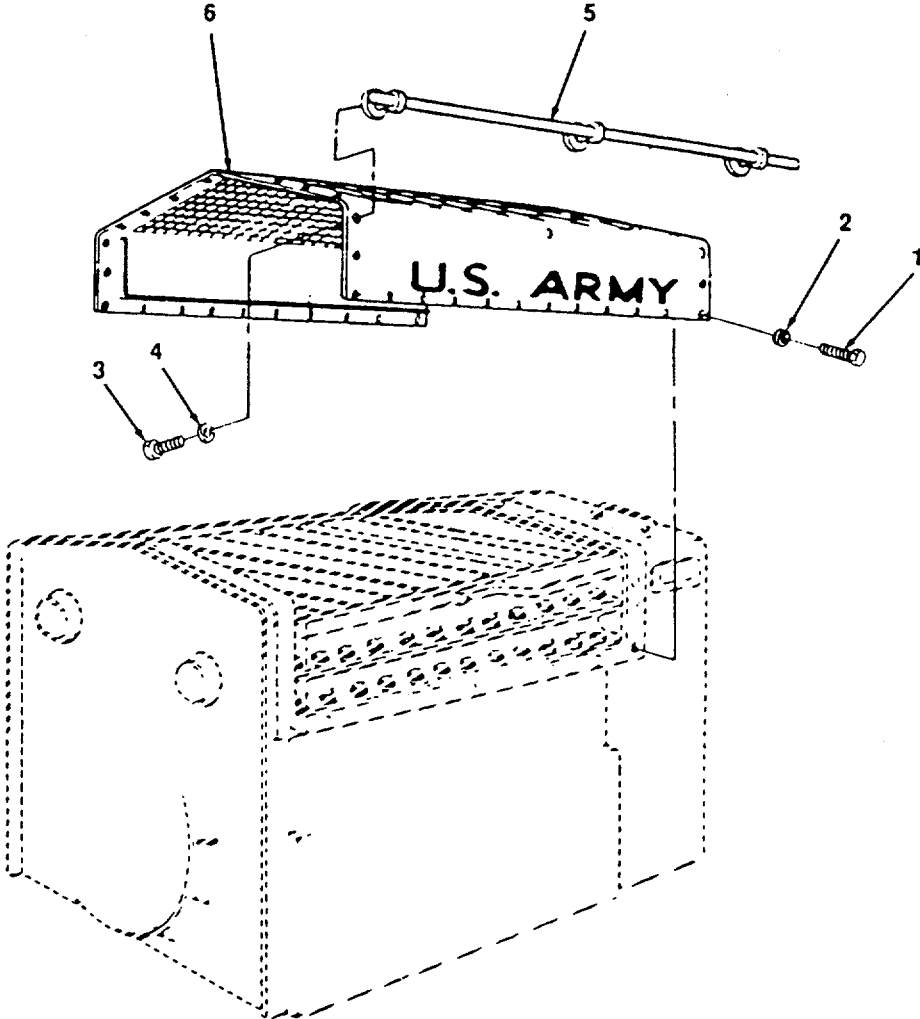


Figure 6. Radiator Hood and Handrail Assembly.

| (1) ITEM NUMBER | (2) FSCM | (3) PART NUMBER | (4) DESCRIPTION AND USABLE ON CODE (UOC) | (5) QTY |
|-----------------------|-------------|-----------------------|--|------------|
| | | | GROUP 01 BODY GROUP | |
| | | | FIG. 6 RADIATOR, HOOD AND HANDRAIL ASSEMBLY | |
| 1 | 96906 | MS90725-60 | SCREW, HEX-HEAD, 3/8 X 1 IN. | 40 |
| 2 | 96906 | MS27183-14 | WASHER, LOCK, 3/8 IN. | 40 |
| 3 | 96906 | MS90725-185 | SCREW, HEX-HEAD, 3/4 X 1 1/2 IN. | 8 |
| 4 | 96906 | MS35338-51 | WASHER, LOCK, 3/4 X 1 1/2 IN. | 8 |
| 5 | 90615 | 53-3-130 | HANDRAIL | 2 |
| 6 | | | HOOD, RADIATOR | 1 |
| | | | END OF FIGURE | |

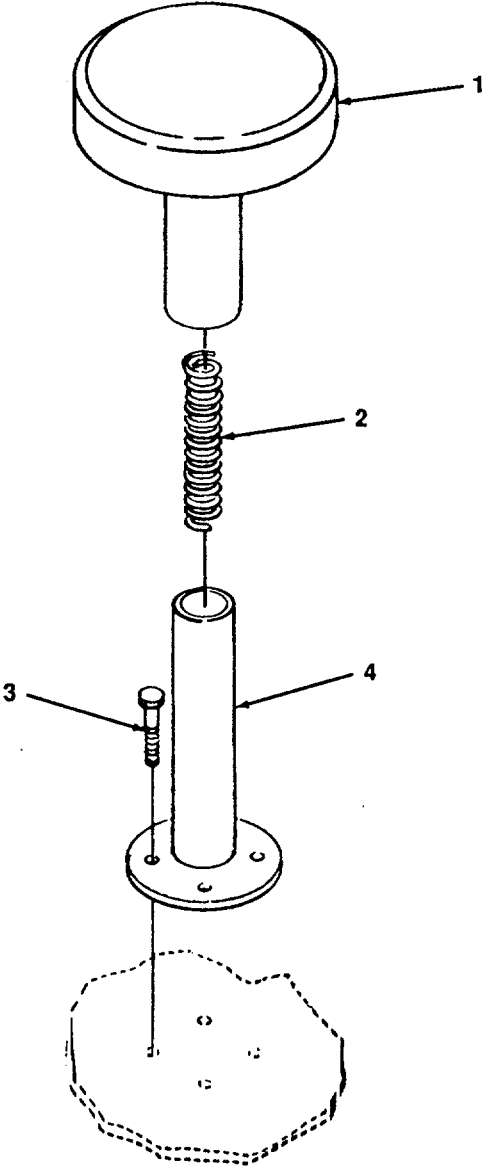


Figure 7. Seat.

| (1) ITEM NUMBER | (2) FSCM | (3) PART NUMBER | (4) DESCRIPTION AND USABLE ON CODE (UOC) | (5) QTY |
|-----------------------|----------------------------------|------------------------------|--|------------------|
| 1 2 3 4 | 51228 90615 96906 90615 | 24-1-1481 MS90725-115 | <p>GROUP 02 CAB GROUP</p> <p>FIG. 7 SEAT</p> <p>SEAT, CUSHION SPRING SCREW, HEX-HEAD, 1/2 X 2 IN. BASE</p> <p style="text-align: center;">END OF FIGURE</p> | 1 1 4 1 |

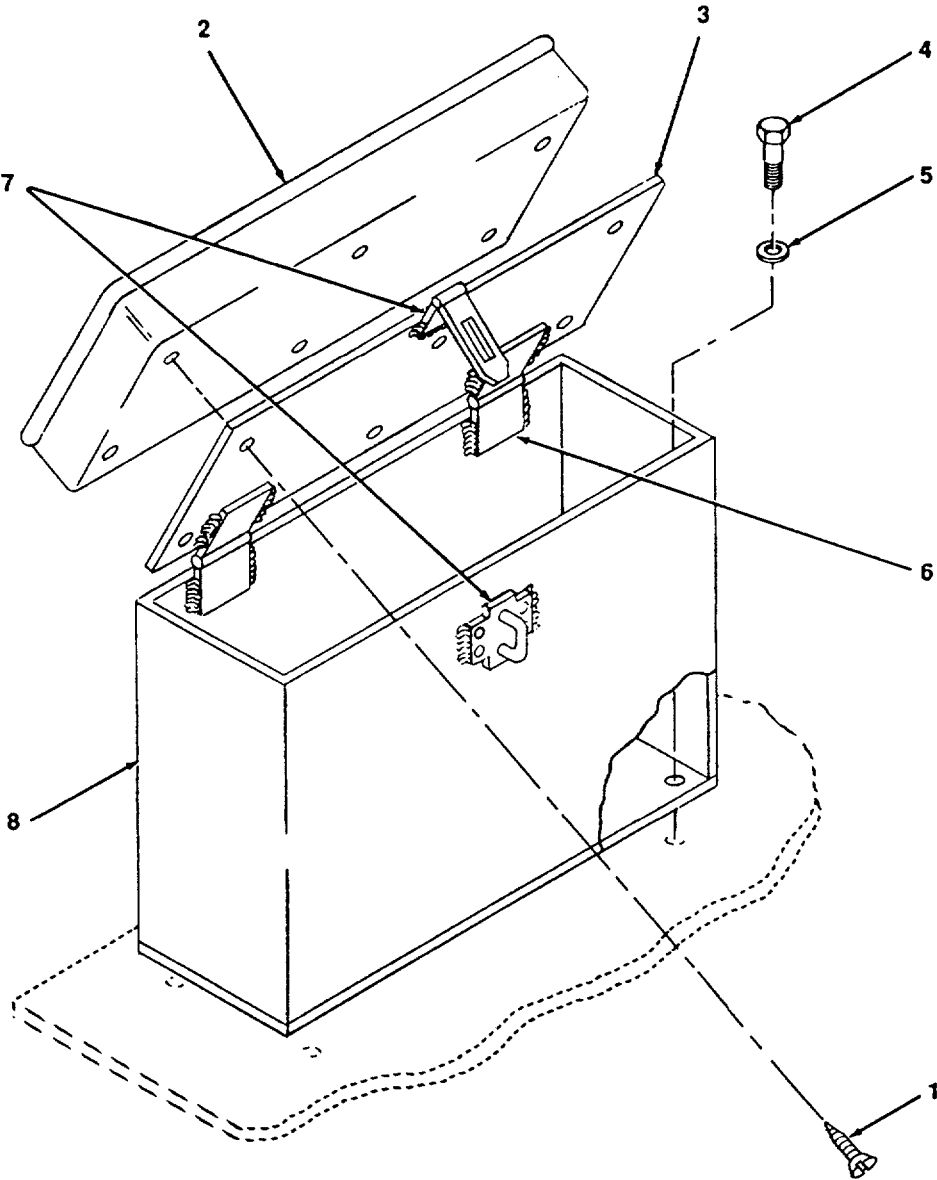


Figure 8. Cushion and Box.

| (1) ITEM NUMBER | (2) FSCM | (3) PART NUMBER | (4) DESCRIPTION AND USABLE ON CODE (UOC) | (5) QTY |
|-----------------------|-------------|-----------------------|--|------------|
| | | | GROUP 02 CAB GROUP | |
| | | | FIG. 8 CUSHION AND BOX | |
| 1 | 96906 | MS24617 | SCREW, PAN HEAD, 1/4-20 UNC | 6 |
| 2 | 90615 | 24-1-1490 | CUSHION, NUGAHIDE, 15 X 24 X 3 IN. | 1 |
| 3 | 90615 | | BASE, CUSHION, 15 X 24 X 1/8 IN., STEEL PLATE | 1 |
| 4 | 96906 | MS90725-113 | SCREW, HEX-HEAD, 1/2 X 1 1/2 IN. | 4 |
| 5 | 96906 | MS27183-18 | WASHER, FLAT, 1/2 IN. | 4 |
| 6 | 90615 | | HINGE W/PIN 3 X 1 1/2 IN. | 2 |
| 7 | 90615 | | CLASP | 1 |
| 8 | 90615 | 24-1-1490 | BOX, 15 X 24 X 17-1/2 X 1/8 IN., STEEL PLATE | 1 |
| | | | END OF FIGURE | |

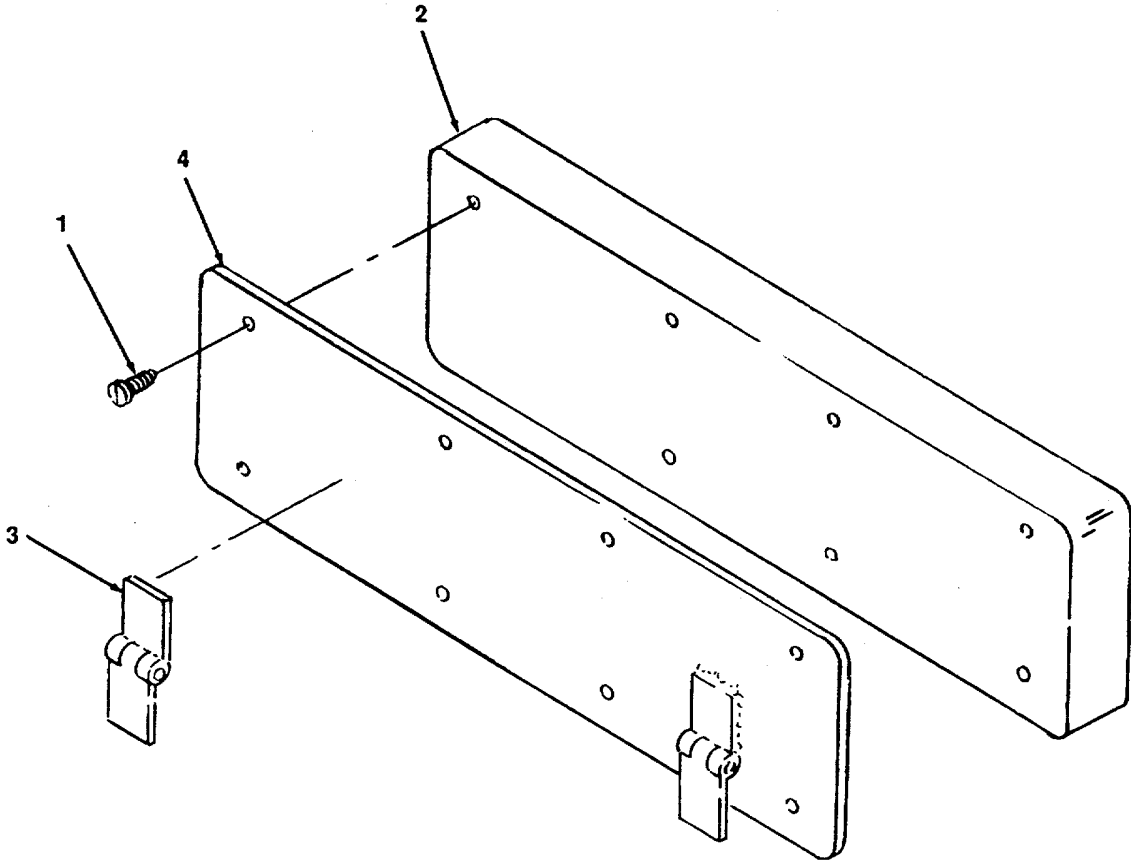


Figure 9. Arm Rest.

4833-009

| (1) ITEM NUMBER | (2) FSCM | (3) PART NUMBER | (4) DESCRIPTION AND USABLE ON CODE (UOC) | (5) QTY |
|-----------------------|-------------|-----------------------|---|------------|
| | | | <p>GROUP 02 CAB GROUP</p> <p>FIG. 9 ARMREST</p> | |
| 1 | 96906 | MS24617 | SCREW, PAN HEAD, COUNTERSUNK, #10, 1/2 IN. | 8 |
| 2 | 74096 | 24-2-343 | ARMREST, W/NOGAHIDE COVER | 1 |
| 3 | | | HINGE, W/PIN, 1 1/2 IN. X 2 1/2 IN. | 2 |
| 4 | | | PLATE, STEEL, 14 1/2 X 3 1/2 IN X 1/4 IN. | 1 |
| | | | <p>END OF FIGURE</p> | |

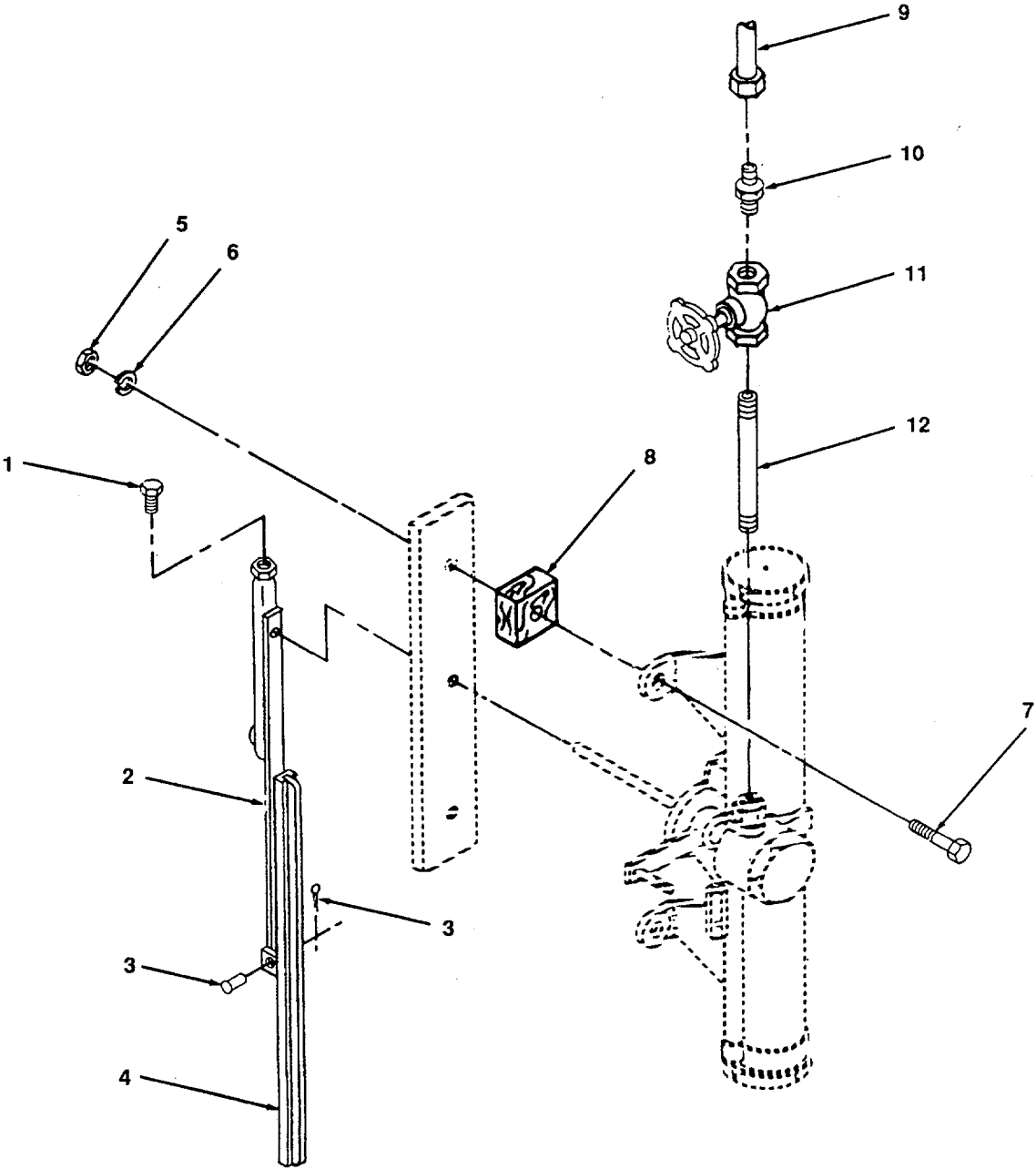


Figure 10. Windshield Wiper, Blade and Arm.

| (1) ITEM NUMBER | (2) FSCM | (3) PART NUMBER | (4) DESCRIPTION AND USABLE ON CODE (UOC) | (5) QTY |
|-----------------------|-------------|-----------------------|---|------------|
| | | | GROUP 02 CAB GROUP | |
| | | | FIG. 10 WINDSHIELD WIPER, BLADE AND ARM | |
| 1 | 96906 | | SCREW, SET (NSN 5305-00-536-6897) | 1 |
| 2 | 82484 | GC8-9 | ARM, WIPER, 9 IN. | 1 |
| 2 | 82484 | GC8-12 | ARM, WIPER, 12 IN. | 1 |
| 2 | 82484 | GC8-16 | ARM, WIPER, 16 IN. | 2 |
| 3 | 96906 | | PIN, COTTER, 1/16 X 1/2 IN. AND PIN BAR (NSN 5315-00-815-1405) | 2 |
| 4 | 82484 | C1100-10 | BLADE, WIPER, 10 IN. | 1 |
| 4 | 82484 | C1100-11 | BLADE,WIPER,11 IN. | 1 |
| 4 | 82484 | C1100-20 | BLADE WIPER, 20 IN. | 2 |
| 5 | 96906 | MS39166-3 | NUT, 1/2 IN.M HEX-HEAD, TUBE COUPLING | 2 |
| 6 | 96906 | MS35338-44 | WASHER, LOCK, 1/4 IN. | 2 |
| 7 | 96906 | MS51967-03 | SCREW, HEX-HEAD, 1/4-20 X 1 3/8 | 2 |
| 8 | | | SPACERS, WOOD, 1 IN. SQUARE | 2 |
| 9 | 96906 | | FITTING, AIRLINE, 1/4 NC (NSN 4730-00-767-4273) | 2 |
| 10 | 96906 | MS13958-20 | ADAPTER, STRAIGHT | 1 |
| 11 | 96906 | | VALVE, CUTOFF, 1/8 IN. (NSN 4820-00-289-2143) | 1 |
| 12 | 96906 | | NIPPLE, TUBE EXTENSION, 1/8 IN. X 3 IN. (NSN 4730-00-188-1857) | 1 |
| | | | END OF FIGURE | |

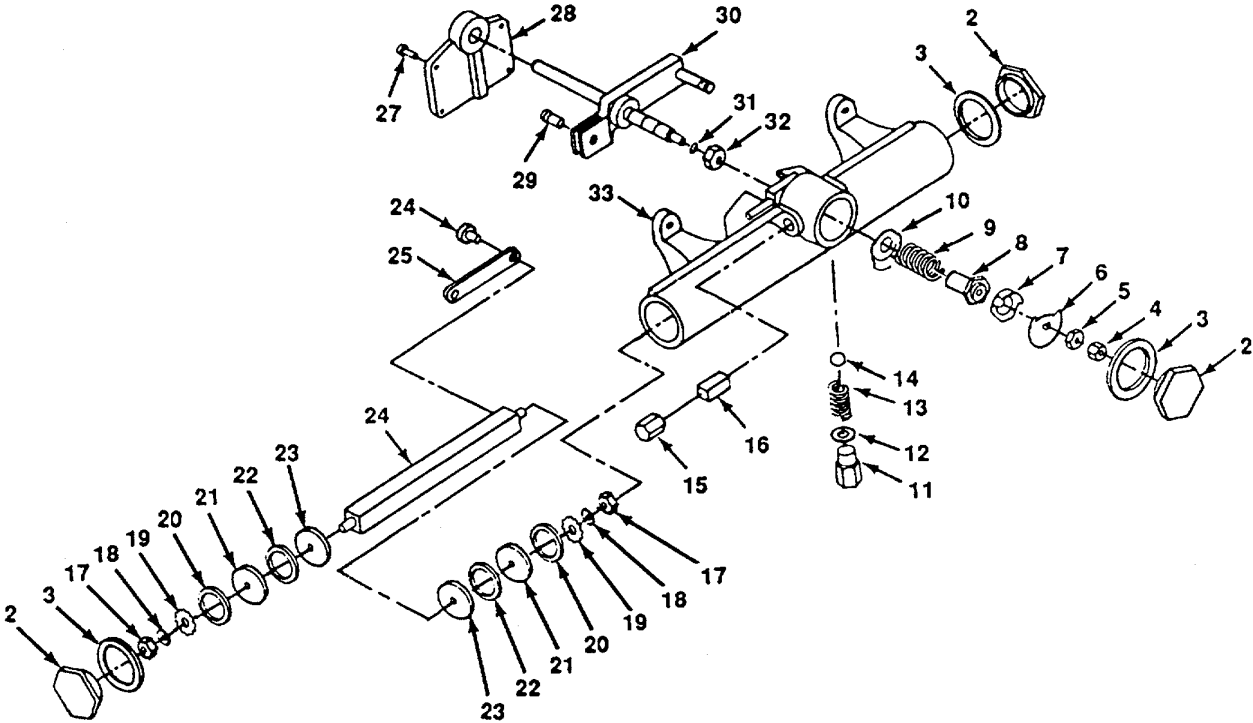


Figure 11. Motor, Windshield Wiper.

4833-011

| (1) ITEM NUMBER | (2) FSCM | (3) PART NUMBER | (4) DESCRIPTION AND USABLE ON CODE (UOC) | (5) QTY |
|-----------------------|-------------|-----------------------------------|--|------------|
| | | | GROUP 02 CAB GROUP | |
| | | | FIG.11 MOTOR, WINDSHIELD WIPER | |
| 1 | 82484 | MA-100-90W/ GCR-851-5W/GC-162 | WINDSHIELD WIPER: PNEUMATIC, 90°, REAR WINDOW | 1 |
| 1 | 82484 | MA-100-60W/ GCR-851-5W/GC-1 62 | WINDSHIELD WIPER: PNEUMATIC 60°, FRONT WINDOW | 1 |
| 2 | 82484 | C-650-M | ENDCAP | 2 |
| 3 | 82484 | C-452 | GASKETS | 2 |
| 4 | 82484 | C-526 | LOCKNUT TIMER | 1 |
| 5 | 82484 | C-751 | NUTTIMER | 1 |
| 6 | 82484 | C-750-900 | TIMER, WIPER 900 OR | 1 |
| 6 | 82484 | C-750-600 | TIMER, WIPER 600 | |
| 7 | 82484 | C-752 | TIMER REVERSER | 1 |
| 8 | 82484 | C-402 | BEARING SLEEVE | 1 |
| 9 | 82484 | C-303 | VALVE SPRING | 1 |
| 10 | 82484 | C-753-P | VALVE TIMER | 1 |
| 11 | 82484 | C-602 | BALL HOUSING REVERSER | 1 |
| 12 | 82484 | C-451 | GASKET | 1 |
| 13 | 82484 | C-304 | BALL SPRING REVERSER | 1 |
| 14 | 82484 | C-401 | BALL REVERSER | 1 |
| 15 | 82484 | C-525 | EXHAUST NUT | 1 |
| 16 | 82484 | C-253 | MUFFLER FELT | 1 |
| 17 | 82484 | | NUT, HEX-HEAD | 1 |
| 18 | 82484 | C-258 | LOCKWASHER | 1 |
| 19 | 82484 | C-209 | PLATE SPREADER | |
| 20 | 82484 | C302 | PISTON SPREADER | |
| 21 | 82484 | C-207 | PLATE, PISTON, INNER | |
| 22 | 82484 | C-252 | CUP, PISTON | 2 |
| 23 | 82484 | C-206 | PLATE, PISTON, OUTER | 2 |
| 24 | 82484 | C-520 | SCREW, MACHINE | 1 |
| 25 | 82484 | C-352 | CONNECTING LINK | 1 |
| 26 | 82484 | C-325 | CONNECTING ROD | 1 |
| 27 | 82484 | C-251 | SCREWS | 4 |
| 28 | 82484 | GC-158 OR GC-162 | BEARING PLATE BACK | 1 |
| 29 | 82484 | F-540 | SCREW | 1 |
| 30 | 82484 | GSR-851-EL | TRANSMISSION | 1 |
| 31 | 82484 | C-603 | SEAL, ROTARY | 1 |

| (1) ITEM NUMBER | (2) FSCM | (3) PART NUMBER | (4) DESCRIPTION AND USABLE ON CODE (UOC) | (5) QTY |
|-----------------------|-------------|-----------------------|---|------------|
| 32 | 82484 | C-513 | FIG. 11. MOTOR, WINDSHIELD WIPER (CONT) | |
| 33 | 82484 | MA-103-9OGRC-851-5 | NUT HEX BODY, WIPER MOTOR | 1 1 |
| | | | END OF FIGURE | |

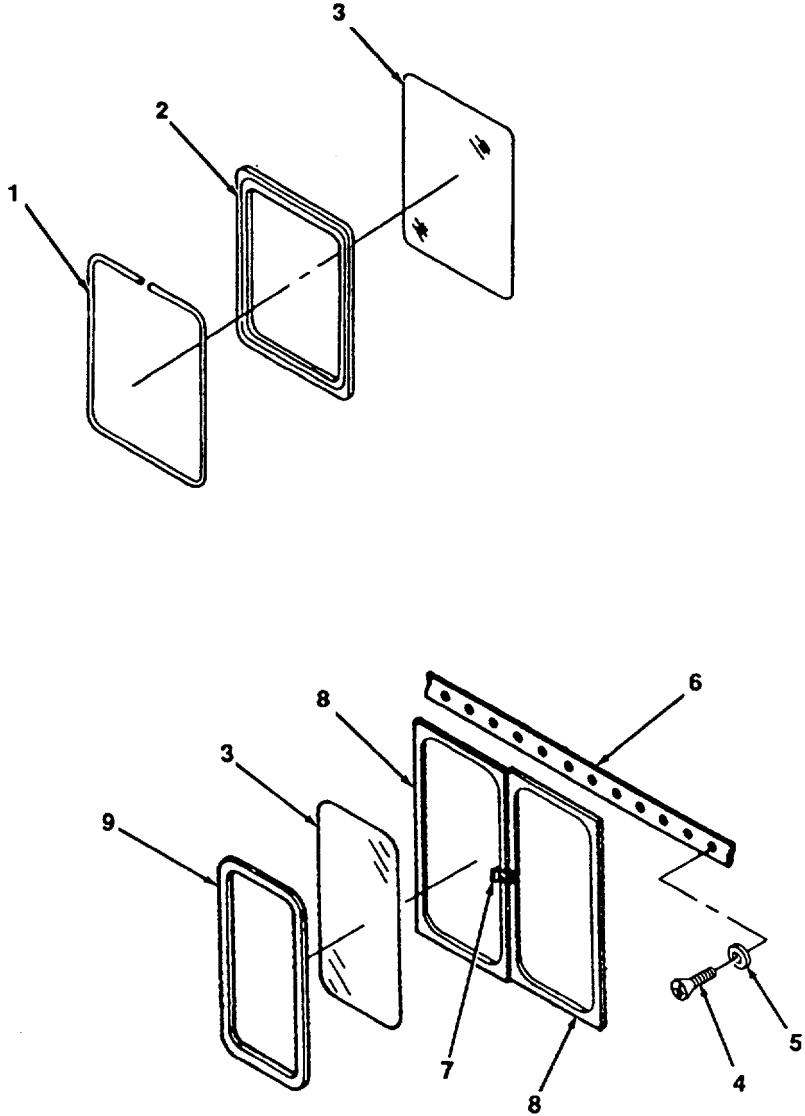


Figure 12. Window Glass and Sash, Fixed and Sliding.

| (1) ITEM NUMBER | (2) FSCM | (3) PART NUMBER | (4) DESCRIPTION AND USABLE ON CODE (UOC) | (5) QTY |
|-----------------------|-------------|-----------------------|---|------------|
| | | | GROUP 02 CAB GROUP | |
| | | | FIG. 12 WINDOW GLASS AND SASH, FIXED AND SLIDING | |
| 1 | 34439 | PP-C9238 | WEATHERSTRIP, FILLER | V |
| 2 | 34439 | PP-C9233 | WEATHERSTRIP | V |
| 3 | 81348 | DD-G-451 | GLASS, 1/4 IN. GLAZED | V |
| 4 | 96906 | | SCREW, CTSK (NSN 5305-00-754-4529) | 10 |
| 5 | 96906 | 27183-14 | WASHER, FLAT, 3/8 | 10 |
| 6 | 90615 | | TRACK, UPPER, 5 FT. LONG | V |
| 7 | 72915 | 8184820 | LATCH,SASH | 1 |
| 8 | 90615 | 23-4-5320 | SASH, SIDE, LEFT AND RIGHT SLIDING, ASSEMBLY WITH FRAME/LATCH | |
| 9 | 90615 | | SEAL | V |
| | | | END OF FIGURE | |

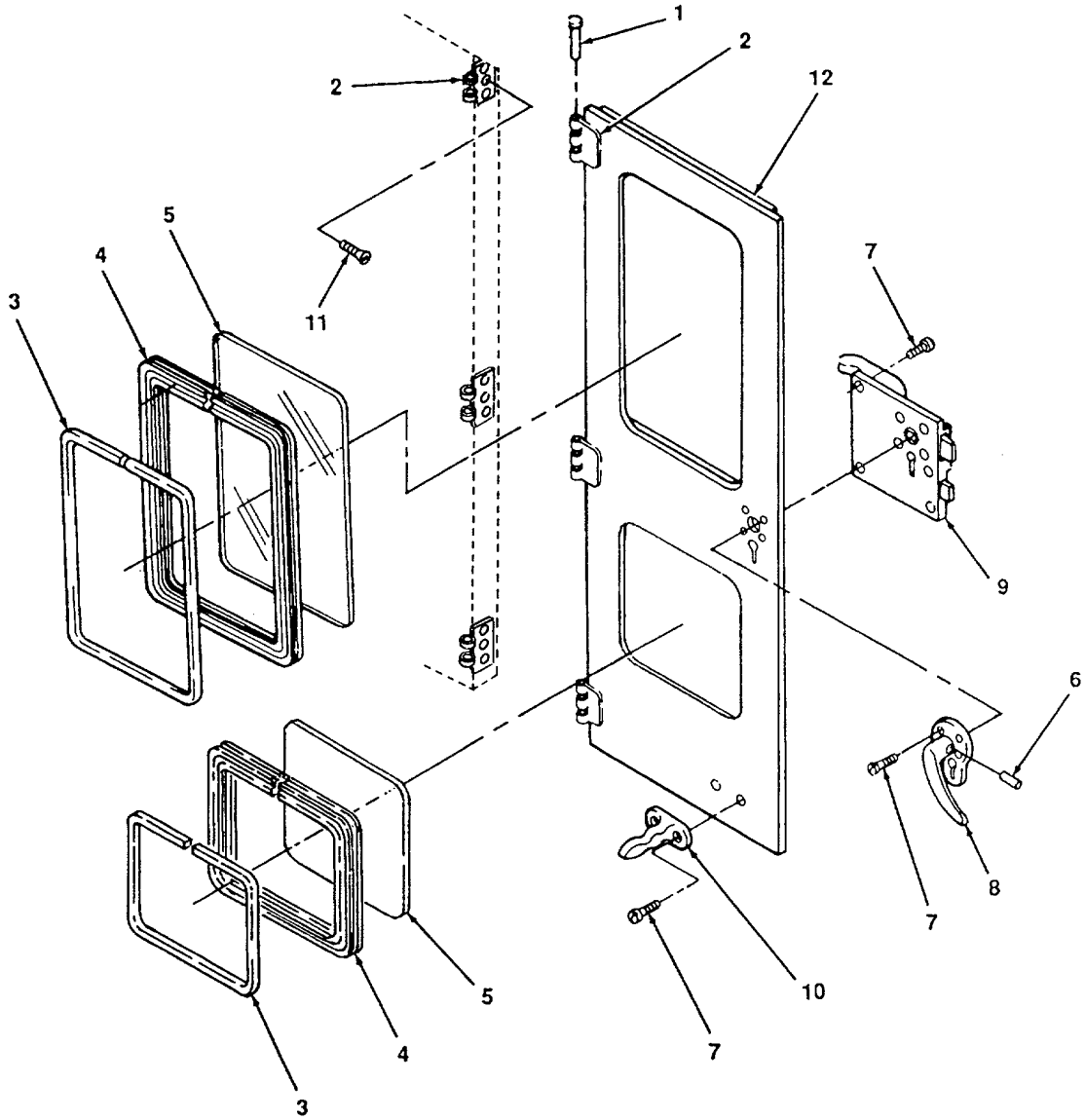


Figure 13. Cab Door and Lock.

4833-013

| (1) ITEM NUMBER | (2) FSCM | (3) PART NUMBER | (4) DESCRIPTION AND USABLE ON CODE (UOC) | (5) QTY |
|-----------------------|-------------|-----------------------|---|------------|
| | | | GROUP 02 CAB GROUP | |
| | | | FIG. 13 CAB DOOR AND LOCK | |
| 1 | 96906 | | PIN, HINGE, 5/16 X 3 1/2 IN. (NSN 5306-00-026-4839) | 3 |
| 2 | 96906 | MS27972-20 | HINGE ASSEMBLY, 3 1/2 X 1 1/4 IN. | 3 |
| 3 | 34439 | PP-C9233 | WEATHER STRIP, FILLER, | V |
| 4 | 34439 | PP-C9238 | WEATHER STRIP | V |
| 5 | 81348 | DD-GF-451 | GLASS | V |
| 6 | AU-WE-CO | 9006 | PIN, SPRING, 1/8 X 3/4 IN. | 2 |
| 7 | 96906 | MS35206-5 | SCREW, 1/4 X 3/4 IN. | 10 |
| 8 | 90615 | 303587 | HANDLE, OUTSIDE | 1 |
| 9 | 90615 | 23-8-1342 | LATCHASSEMBLY, INSIDE | 1 |
| 10 | 90615 | | DOOR STOP | 1 |
| 11 | 96906 | | SCREW, CSKH, 1/4-20 X 1 1/2 IN. (NSN 5305-00-958-5248) | 18 |
| 12 | 90615 | 23-3-5650 | DOOR, OUTSIDE, LEFT, FRONT | 1 |
| 13 | 90615 | 23-3-5640 | DOOR, CAB, REAR, CENTER | |
| | | | END OF FIGURE | |

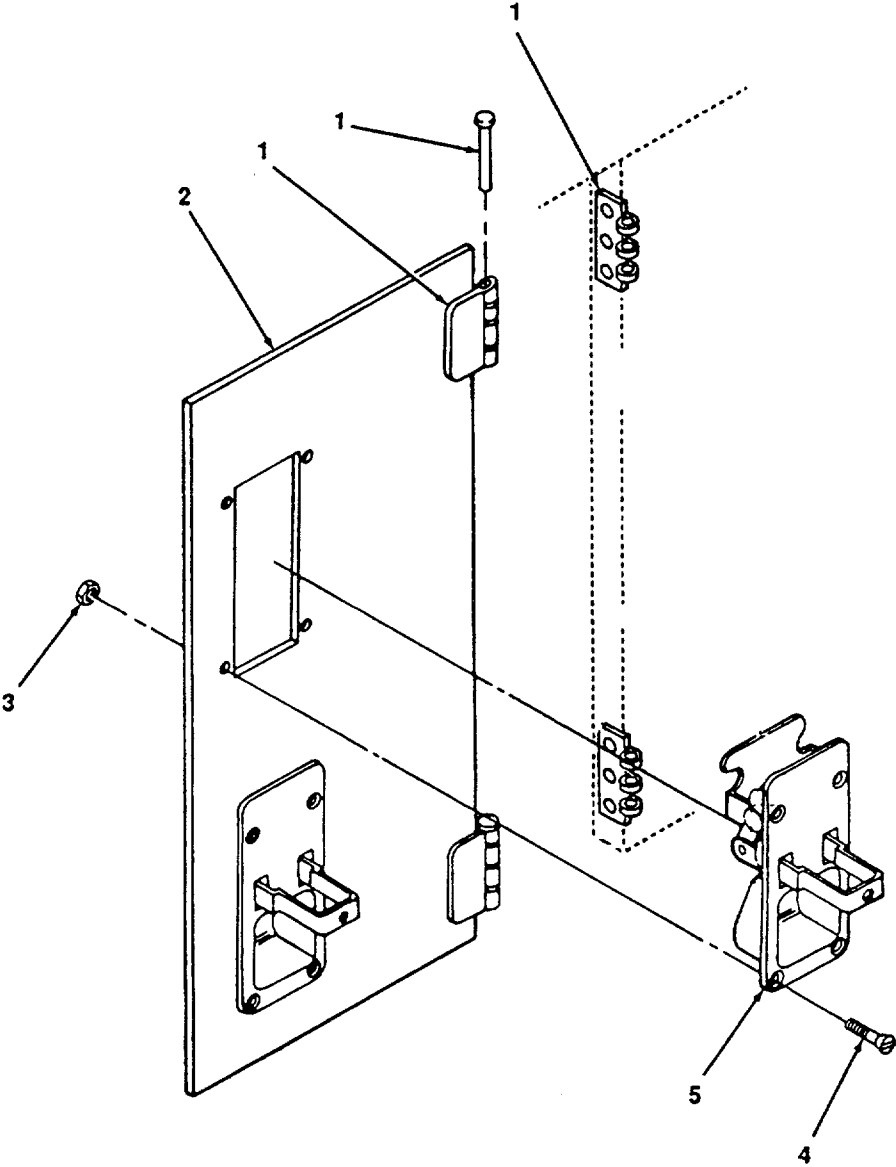


Figure 14. Door, Electrical Equipment Cabinet

| (1) ITEM NUMBER | (2) FSCM | (3) PART NUMBER | (4) DESCRIPTION AND USABLE ON CODE (UOC) | (5) QTY |
|-----------------------|-------------|-----------------------|---|------------|
| | | | GROUP 02 CAB GROUP | |
| | | | FIG. 14 DOOR, ELECTRICAL EQUIPMENT CABINET | |
| 1 | 51225 | 57-0032 | HINGE, 3 1/2 X 1 1/4 IN. WITH PIN | 2 |
| 2 | 51225 | 24-8-909 | DOOR, CABINET, ELECTRICAL | 1 |
| 3 | 96906 | MS51922-1 | NUT, LOCK, 1/4 IN. | 8 |
| 4 | 96906 | MS90725 | SCREW, HEX-HEAD, 1/4 IN. | 8 |
| 5 | 72915 | 8158563 | LOCK AND HANDLE ASSEMBLY | 2 |
| | | | END OF FIGURE | |

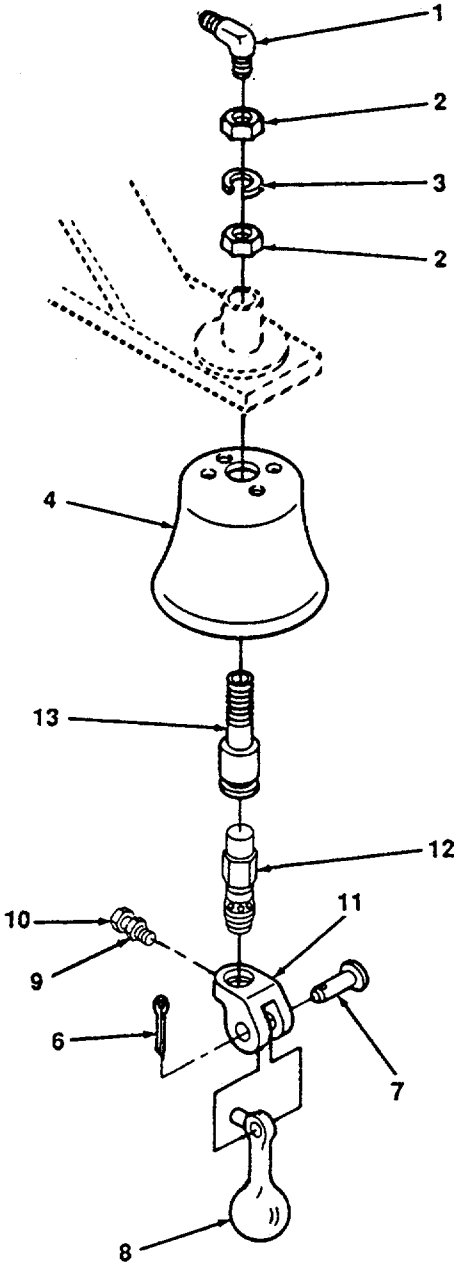
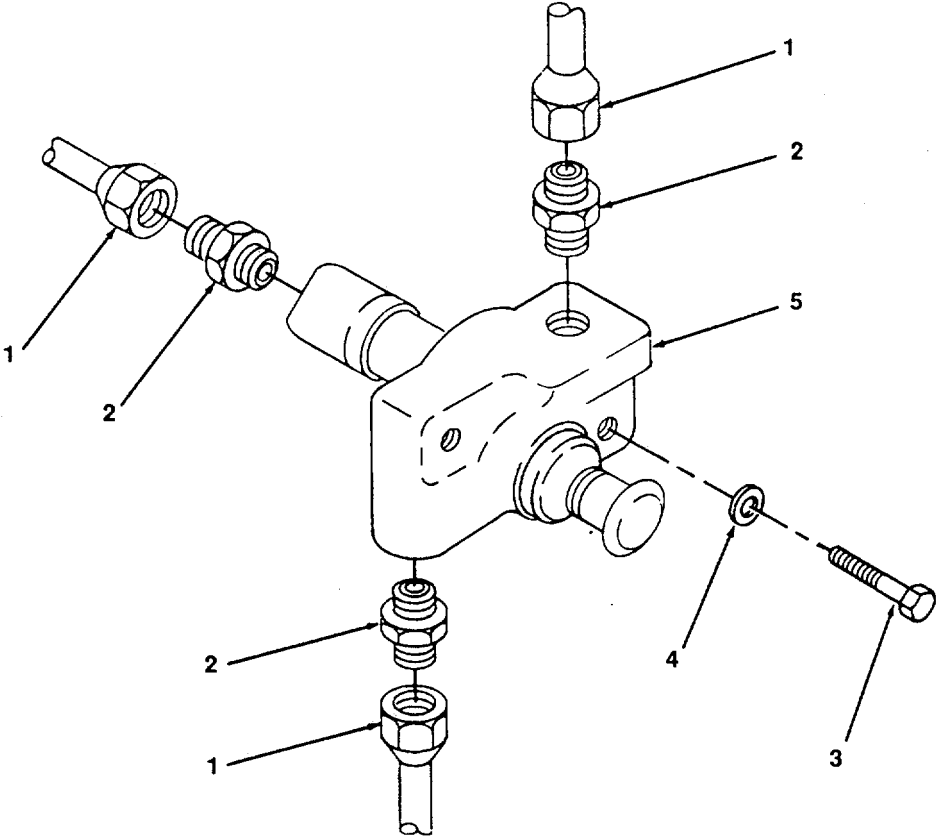


Figure 15. Bell Assembly, Safety Warning.

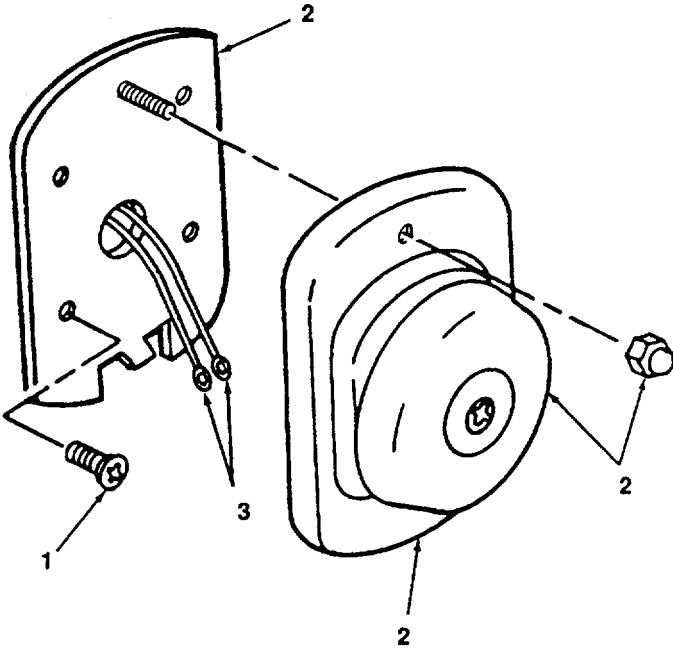
| (1) ITEM NUMBER | (2) FSCM | (3) PART NUMBER | (4) DESCRIPTION AND USABLE ON CODE (UOC) | (5) QTY |
|-----------------------|-------------|-----------------------|--|------------|
| | | | GROUP 03 BELL GROUP | |
| | | | FIG. 15 BELL ASSEMBLY, SAFETY WARNING | |
| 1 | 96906 | MS51504-34-4 | ELBOW | 1 |
| 2 | 96906 | MS51967-27 | NUT,9 UNC,7/8 IN. | 2 |
| 3 | 96906 | MS21783-25 | WASHER, FLAT, 7/16 IN. | 1 |
| 4 | 90615 | 12-8-250 | BELL | 1 |
| 5 | 30187 | 497A365P11 | BELL,ASSY.SAFETYWARNING | 1 |
| 6 | 30187 | 497A1012-1 | PIN, COTTER | 1 |
| 7 | 30187 | 1091 | PIN | 1 |
| 8 | 30187 | 090-1 | CLAPPER | 1 |
| 9 | 30187 | 1115 | NUT,JAM | 1 |
| 10 | 30187 | 1114 | SCREW,SET | 1 |
| 11 | 30187 | 1870 | CLEVIS | 1 |
| 12 | 30187 | 507 | MOTOR ASSEMBLY | 1 |
| 13 | 30187 | 1081 | MOTOR, HOUSING | 1 |
| | | | END OF FIGURE | |



4833-016

Figure 16. Valve, Safety Warning Bell, Operating.

| (1) ITEM NUMBER | (2) FSCM | (3) PART NUMBER | (4) DESCRIPTION AND USABLE ON CODE (UOC) | (5) QTY |
|-----------------------|-------------|-----------------------|---|------------|
| | | | GROUP 03 BELL GROUP | |
| | | | FIG. 16 VALVE, SAFETY WARNING BELL OPERATING | |
| 1 | 96906 | | AIR LINE, 1/4 IN., MAKE FROM; TUBING, 1/4 IN. IBC9350 (04741) FLARE FITTING, 1/4 IN. (NSN 4730-00-277-6988) | 3 |
| 2 | 30327 | U1-4B | ADAPTER, STRAIGHT, 1/4 IN. | 3 |
| 3 | 96906 | MS90725 | SCREW, HEX, 5/16-18 UNC | 2 |
| 4 | 96906 | MS27183-12 | WASHER, LOCK, 5/16 | 2 |
| 5 | 30187 | 616-1-34 | BELL RINGER OPERATING VALVE | 1 |
| | | | END OF FIGURE | |



4833-017

Figure 17. Bell, Engine System Warning.

| (1) ITEM NUMBER | (2) FSCM | (3) PART NUMBER | (4) DESCRIPTION AND USABLE ON CODE (UOC) | (5) QTY |
|-----------------------|-------------|-----------------------|---|------------|
| 1 | 96906 | 497A365P11 | <p>GROUP 03 BELL GROUP</p> <p>FIG. 17 BELL, ENGINE SYSTEM WARNING</p> <p>SCREW, CSKH (NSN 5305-00-958-5248)</p> | 4 |
| 2 | 24446 | | BELL ASSY. REF. DES; ETWB | 1 |
| 3 | | | <p>LEAD, ELECTRICAL, MAKE FROM; 14 AWG 8491796 (72915) AND TERMINAL, 14-10 31906 (89110) REF. DES: BELL, BE</p> | 2 |
| | | | <p>END OF FIGURE</p> | |

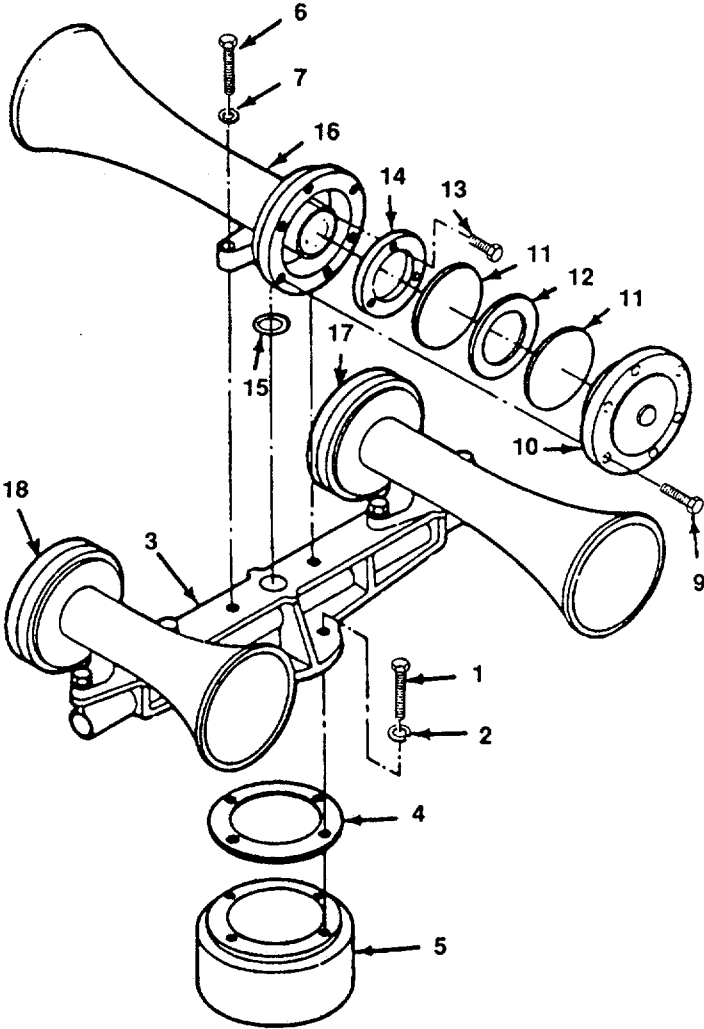


Figure 18. Horn Assembly.

| (1) ITEM NUMBER | (2) FSCM | (3) PART NUMBER | (4) DESCRIPTION AND USABLE ON CODE (UOC) | (5) QTY |
|------------------------------|-------------|-----------------------|---|------------|
| GROUP 04 HORN GROUP | | | | |
| FIG. 18 HORN ASSEMBLY | | | | |
| 1 | 96906 | MS90725-115 | SCREW, 1/2 X 2 IN. (NSN 5305-00-701-7268) | 4 |
| 2 | 96906 | MS35338-49 | WASHER, LOCK, 1/2 IN. | 4 |
| 3 | | | BASE | 1 |
| 4 | 42323 | 30120 | GASKET, RUBBER | 1 |
| 5 | | | MOUNT | 1 |
| 6 | 96906 | MS90725-72 | SCREW, HEX-HEAD, 3/8 X 3 1/2 IN., (NSN 5305-00-269-3222) | 2 |
| 7 | 96906 | MS35333-42 | WASHER, LOCK, STAR, 3/8 | 2 |
| 8 | 42323 | WH-5403-1 | HORN ASSEMBLY | 1 |
| 9 | 96906 | MS90725-7 | SCREW, 1/4 X 7/8 IN. | 6 |
| 10 | 42323 | 30109 | CAP | 1 |
| 11 | 42323 | 30111 | DIAPHRAGM DISC | 2 |
| 12 | 42323 | 30112 | CUSHION RING | 1 |
| 13 | 42323 | 30144 | SCREW | 3 |
| 14 | 42323 | 30143 | DIFFUSER | 1 |
| 15 | 42323 | 30120 | SEAL | 1 |
| 16 | 42323 | 30101 | BELL BODY | 1 |
| 17 | 42323 | 30102 | BELL BODY | 1 |
| 18 | 42323 | 30103 | BELL BODY | 1 |
| END OF FIGURE | | | | |

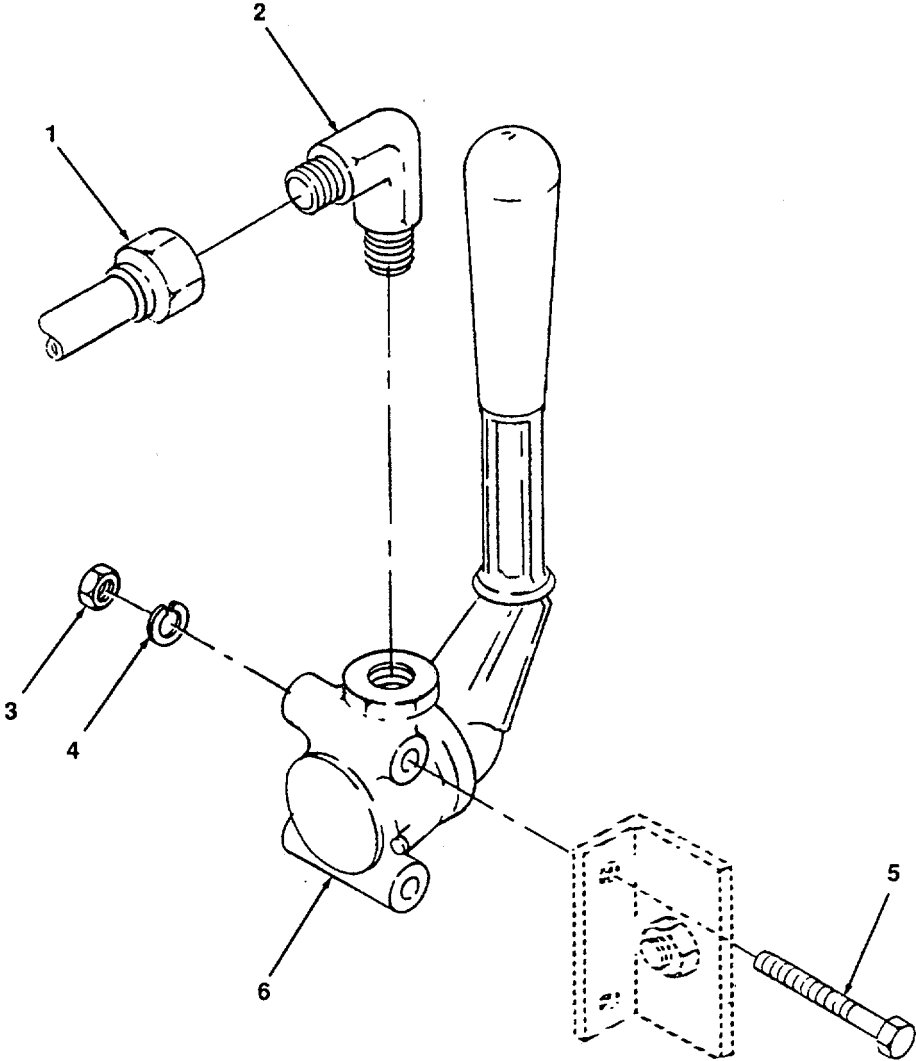


Figure 19. Valve Assy, Horn Operating.

| (1) ITEM NUMBER | (2) FSCM | (3) PART NUMBER | (4) DESCRIPTION AND USABLE ON CODE (UOC) | (5) QTY |
|-----------------------|-------------|-----------------------|---|------------|
| 1 | | | <p>GROUP 04 HORN GROUP</p> <p>FIG. 19 VALVE, HORN ASSEMBLY, OPERATING</p> <p>AIR LINE, MAKE FROM; FITTING, FLARE, TUBING, COPPER 55529 (95535) (NSN 4730-00-085-6355)</p> | 2 |
| 2 | 30327 | 649F1-2X1-2 | ELBOW, 900, 1/2 IN. (NSN 4730-00-460-2459) | 2 |
| 3 | 96906 | MS51967-06 | NUT, HEX, 5/16 IN. (NSN 5310-00-880-7744) | 2 |
| 4 | 96906 | MS35338-45 | WASHER, LOCK, 5/16 (NSN 5310-00-595-4679) | 2 |
| 5 | 96906 | MS90725-41 | SCREW CAP, 5/16 X 2 1/8 (NSN 5305-00-051-4082) | 2 |
| 6 | 30187 | 353-100 | <p>VALVE, ASSEMBLY, HORN OPERATING</p> <p>END OF FIGURE</p> | 1 |

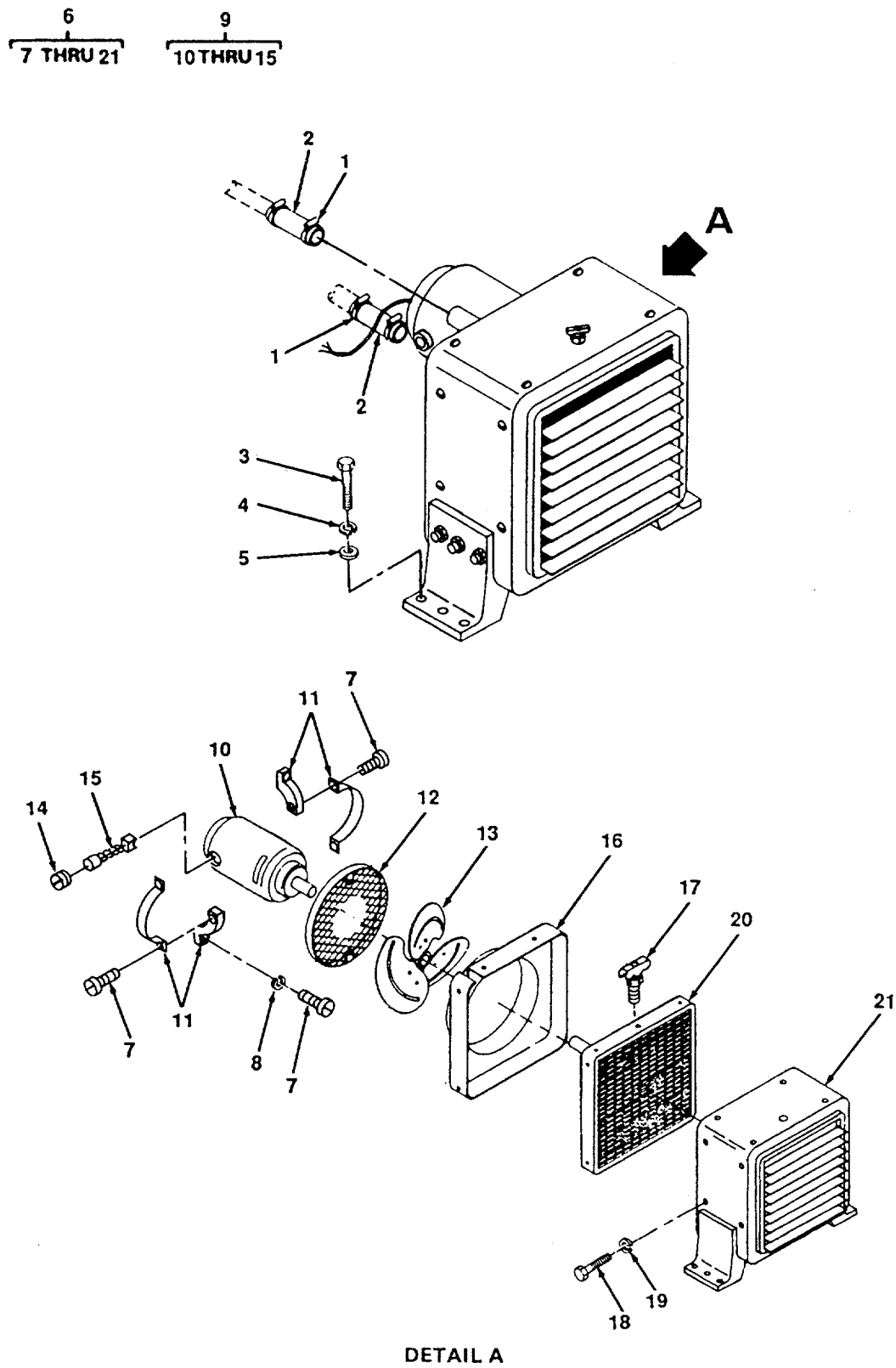


Figure 20. Heater Assembly, Fireman's.

| (1) ITEM NUMBER | (2) FSCM | (3) PART NUMBER | (4) DESCRIPTION AND USABLE ON CODE (UOC) | (5) QTY |
|-----------------------|-------------|-----------------------|--|------------|
| | | | GROUP 05 CAB HEATER GROUP | |
| | | | FIG. 20 HEATER ASSEMBLY, FIREMANS | |
| 1 | 96906 | | CLAMP, HOSE (NSN 4730-00-908-3193) | 4 |
| 2 | 96906 | | HOSE, 1 1/4X4 1/2 IN., MAKE FROM; NSN 4720-00-235-1428 | 2 |
| 3 | 96906 | MS90725-34 | SCREW, HEX-HEAD, 5/16X 1 IN. | 4 |
| 4 | 96906 | MS35338-45 | WASHER, LOCK, 5/16 IN. | 4 |
| 5 | 96906 | MS27183-12 | WASHER, FLAT, 5/16 | 4 |
| 6 | 02451 | 12400117 | HEATER ASSEMBLY | 1 |
| 7 | | | SCREW, HEX-HEAD | 3 |
| 8 | | | WASHER, LOCK | 3 |
| 9 | 90627 | 24-8-873 | MOTOR ASSEMBLY | 1 |
| 10 | 75418 | B-5913 | MOTOR, REF. DES: HMZ | 1 |
| 11 | 75418 | | BRACKET | 1 |
| 12 | 75418 | | SCREEN | 1 |
| 13 | 75418 | | FAN | 1 |
| 14 | 75418 | | CAP, BRUSH, MOTOR | 2 |
| 15 | 75418 | B5913 | BRUSH, ELECTRICAL W/PIGTAIL, TERMINAL AND SPRING (NSN 5977-00-379-1608) | 2 |
| 16 | 75418 | | FRAME, INNER | 1 |
| 17 | 75418 | | PETCOCK | 2 |
| 18 | 75418 | | SCREW, HEX-HEAD | 6 |
| 19 | 75418 | | WASHER, LOCK | 6 |
| 20 | 75418 | C7756 | CORE, HEATER | 1 |
| 21 | 75418 | | HOUSING, HEATER | 1 |
| | | | END OF FIGURE | |

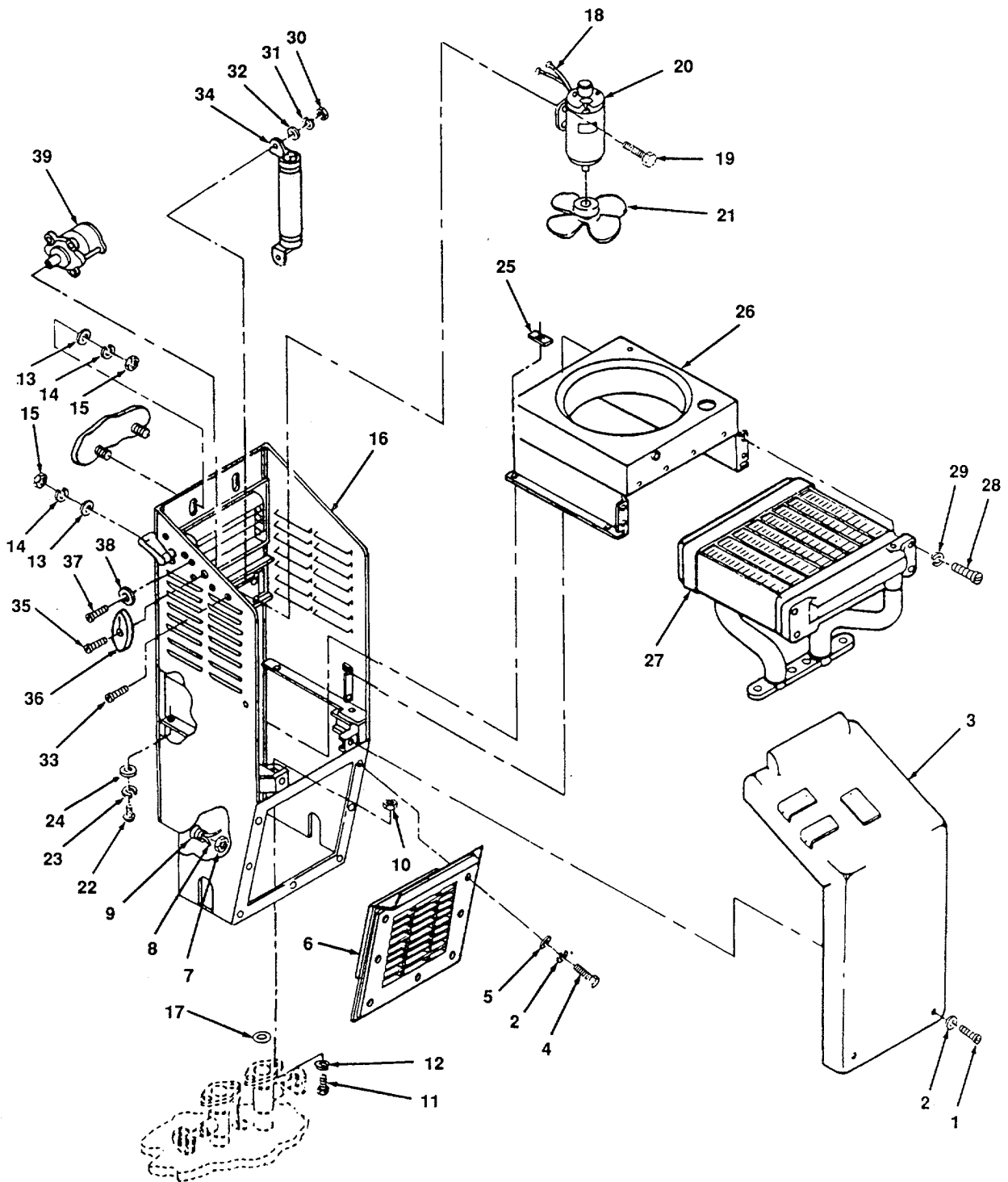


Figure 21. Heater Assembly, Engineer's.

| (1) ITEM NUMBER | (2) FSCM | (3) PART NUMBER | (4) DESCRIPTION AND USABLE ON CODE (UOC) | (5) QTY |
|-----------------------|-------------|-----------------------|---|------------|
| | | | GROUP 05 CAB HEATER GROUP | |
| | | | FIG. 21 HEATER ASSEMBLY, ENGINEERS | |
| 1 | 96906 | MS90725 | SCREW, 7/8-12 UNC | 2 |
| 2 | 96906 | MS35338-52 | WASHER, LOCK, 7/8 | 9 |
| 3 | 67049 | | COVER | 1 |
| 4 | 96906 | MS90725-7 | SCREWS, HEX-HEAD, 1/4 X 7/8 | 8 |
| 5 | 96906 | MS35338-52 | WASHER, LOCK | 7 |
| 6 | 67049 | | COVER, GRILL, LOWER | 1 |
| 7 | 59730 | 511 | CONDUIT NUT (NSN 5975-01-185-2223) | 1 |
| 8 | | | LEAD, ELECTRICAL, MAKE FROM; WIRE, 14 AWG 8491796 (72915), TERMINAL, 14-10 P1434780 (59400), REF. DES; CONDUIT, 1/2 IN., MAKE FROM 8166953 (81349) | 2 |
| 9 | | | NUT, HEX | 1 |
| 10 | 96906 | MS51967-09 | WASHERS, LOCK, 3/8 | 4 |
| 11 | 96906 | MS35338-46 | WASHERS, LOCK, 3/8 | 4 |
| 12 | 96906 | MS90725-64 | SCREW, HEX-HEAD, 3/8 X 1 1/2 | 4 |
| 13 | 96906 | MS51967-15 | NUT, HEX | 2 |
| 14 | 96906 | MS35338-48 | WASHERS, LOCK | 2 |
| 15 | 96906 | MS37183-18 | WASHERS, FLAT | 2 |
| 16 | 50024 | 12400123-2 | HEATER | 1 |
| 17 | 82722 | | O-RING (NSN 5330-00-161-5408) | 2 |
| 18 | | | LEAD, ELECTRICAL, FAN MOTOR, WL52T, MAKE FROM; WIRE, 14 AGW, 8491796 (72915) TERMINAL 14-10, 01434780 (59400) | 2 |
| 19 | 96906 | MS90725-113 | SCREW, CAP | 2 |
| 20 | 67049 | A230910 | MOTOR, REF. DES: HM1 | 2 |
| 21 | 67049 | | FAN | 1 |
| 22 | 67049 | | SCREWS | 4 |
| 23 | 67049 | | WASHER, LOCK | 4 |
| 24 | 67049 | | WASHER, FLAT | 4 |
| 25 | 67049 | | CLIP | 1 |
| 26 | 67049 | | GUARD, FAN | 1 |

| (1) ITEM NUMBER | (2) FSCM | (3) PART NUMBER | (4) DESCRIPTION AND USABLE ON CODE (UOC) | (5) QTY |
|-----------------------|-------------|-----------------------|--|------------|
| | | | FIG. 21 HEATER ASSEMBLY, ENGINEERS (CONT) | |
| 27 | 67049 | | CORE, RADIATOR | 1 |
| 28 | 67049 | | SCREWS | 4 |
| 29 | 67049 | | WASHER, LOCK | 4 |
| 30 | 67049 | | NUT, HEX | 2 |
| 31 | 67049 | | WASHER, LOCK | 2 |
| 32 | 67049 | | WASHER, FLAT | 2 |
| 33 | 67049 | | SCREW | 2 |
| 34 | 67049 | | RESISTOR | 1 |
| 35 | 67049 | | SCREW | 1 |
| 36 | 67049 | | KNOB | 1 |
| 37 | 67049 | | SCREW | 2 |
| 38 | 67049 | | WASHERS, LOCK | 2 |
| 39 | 67049 | | SWITCH, FAN | 2 |
| | | | END OF FIGURE | |

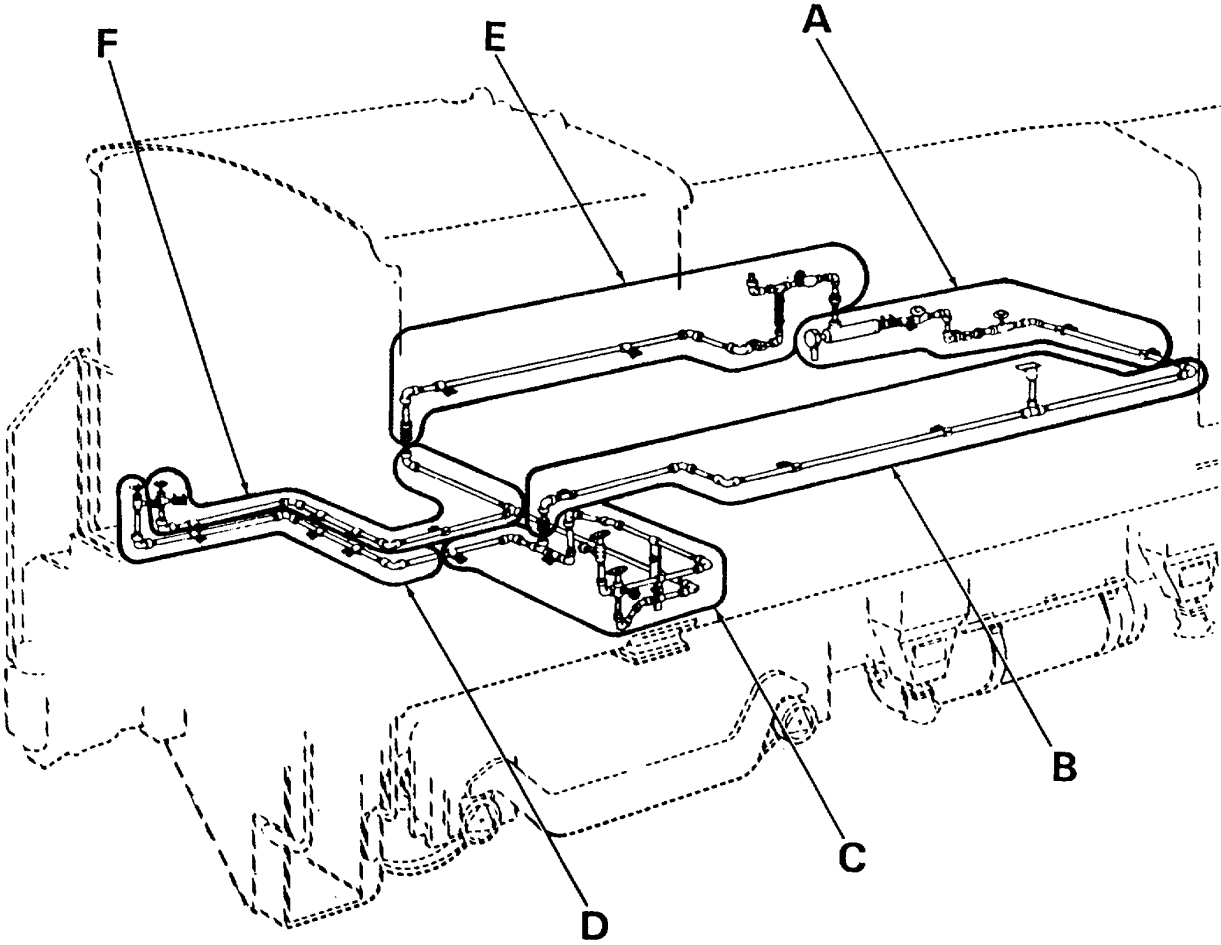


Figure 22. Heater Lines, Hoses and Fittings (Sheet 1 of 5).

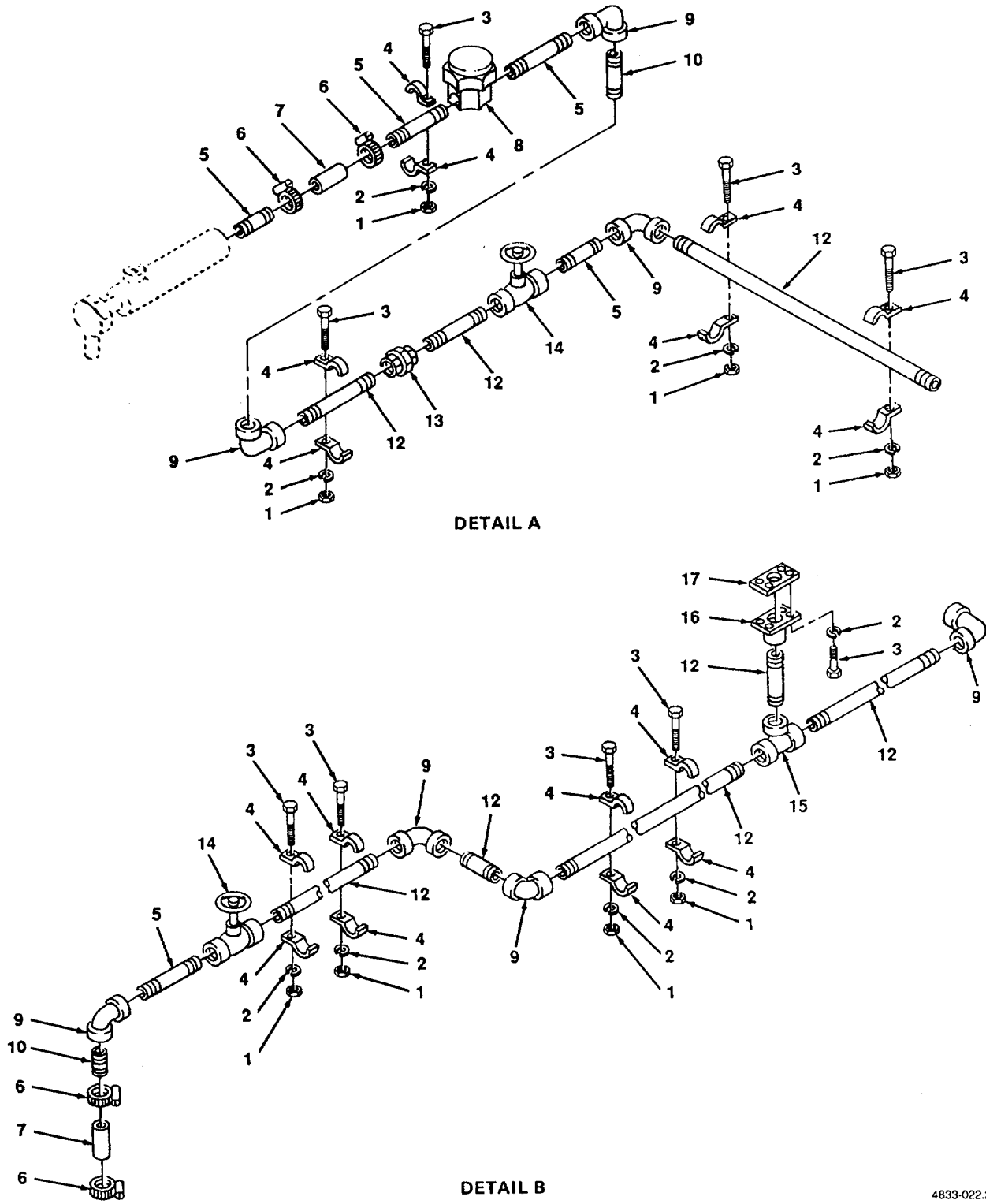
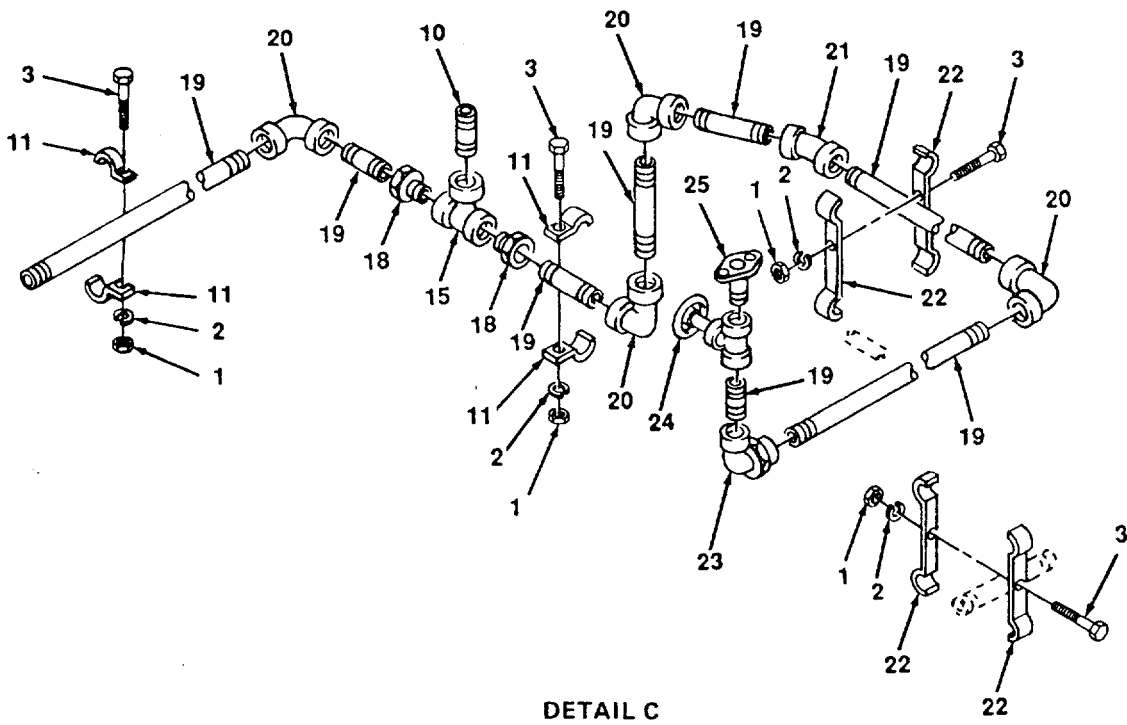
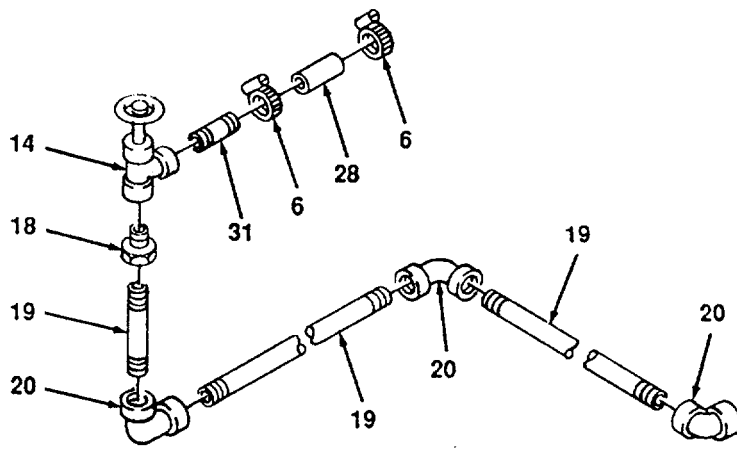


Figure 22. Heater Lines, Hoses and Fittings (Sheet 2 of 5).

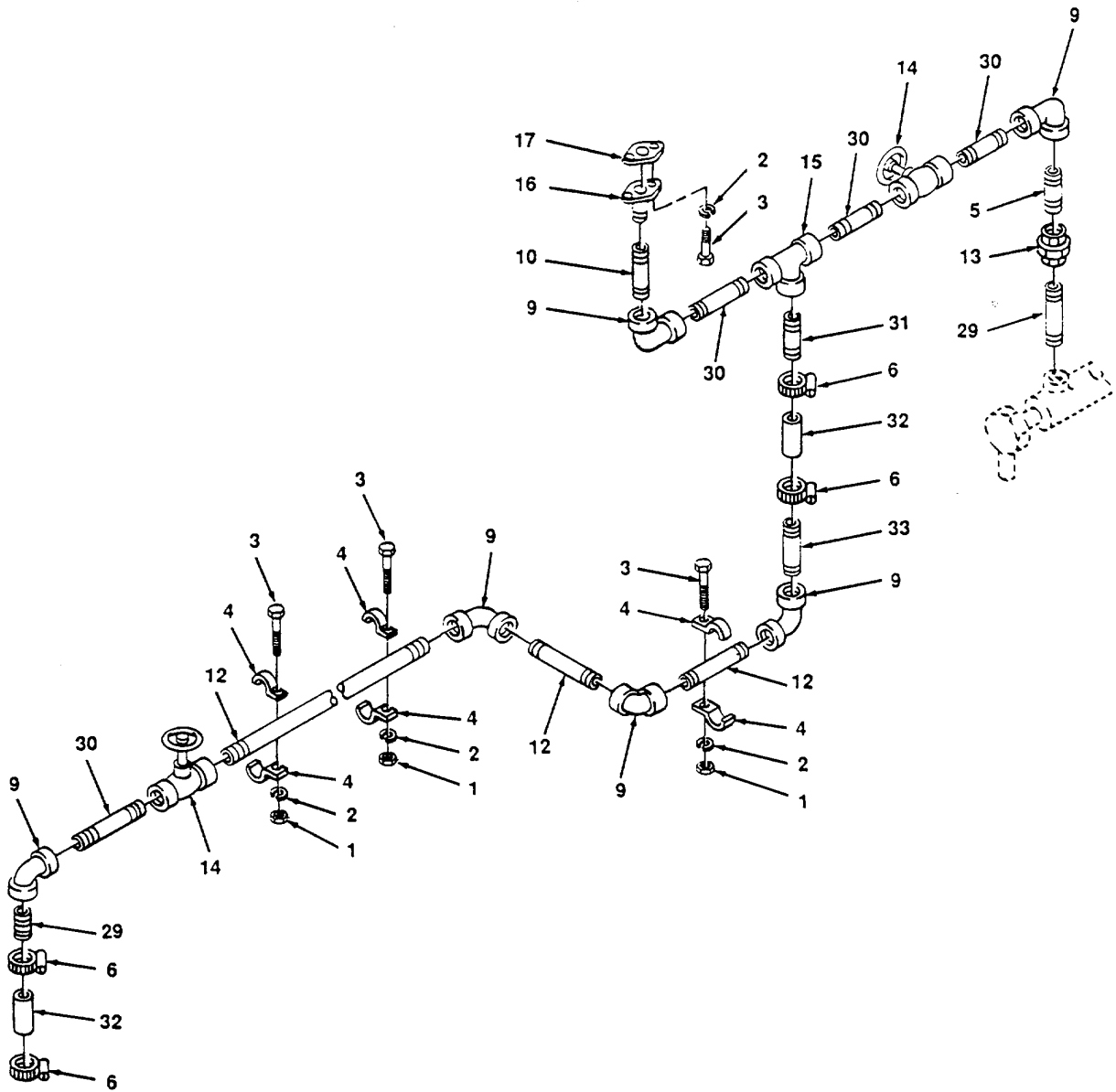


DETAIL C



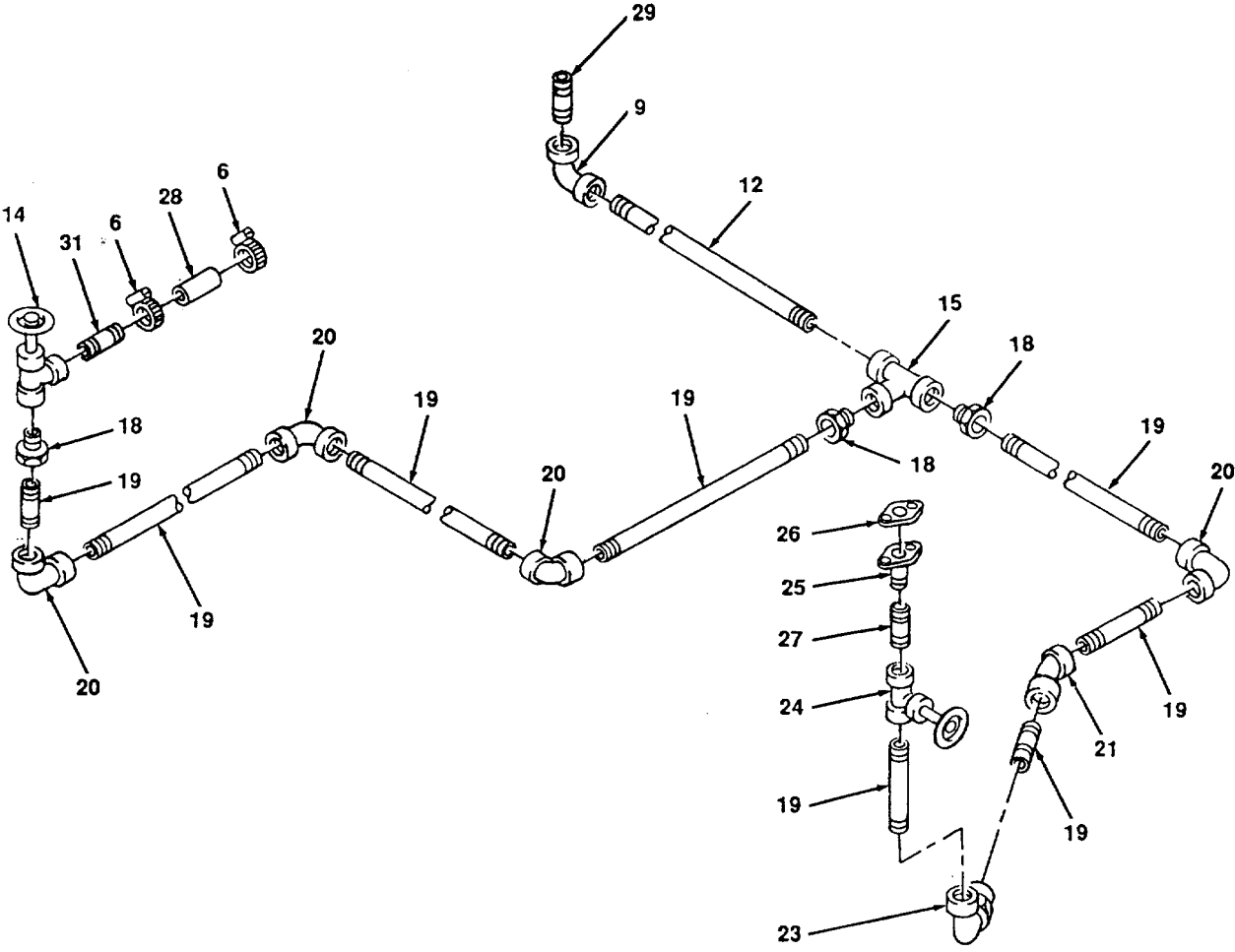
DETAIL D

Figure 22. Heater Lines, Hoses and Fittings (Sheet 3 of 5).



DETAIL E

Figure 22. Heater Lines, Hoses and Fittings (Sheet 4 of 5).

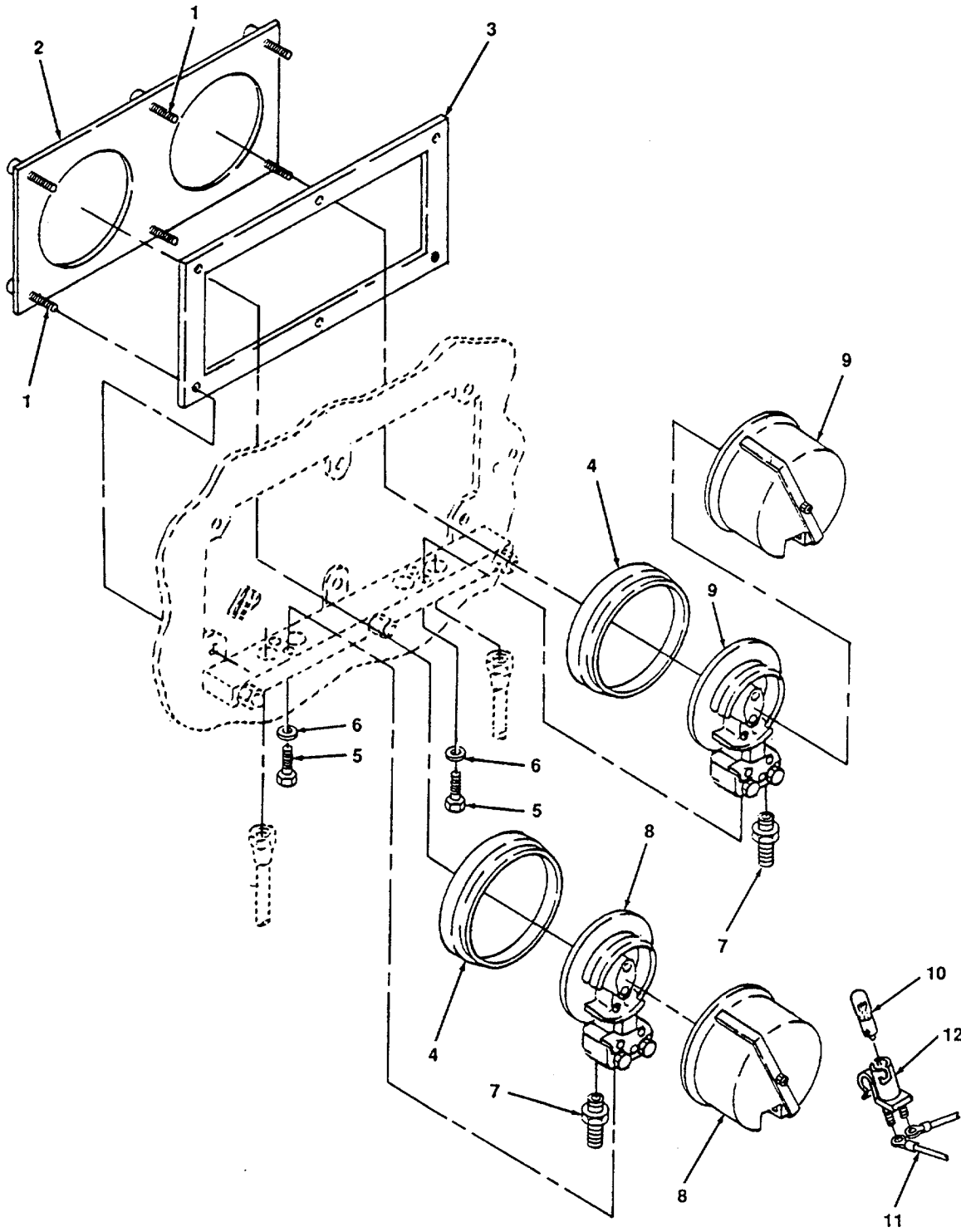


DETAIL F

Figure 22. Heater Lines, Hoses and Fittings (Sheet 5 of 5).

| (1) ITEM NUMBER | (2) FSCM | (3) PART NUMBER | (4) DESCRIPTION AND USABLE ON CODE (UOC) | (5) QTY |
|--|-------------|-----------------------|--|------------|
| GROUP 05 CAB HEATER GROUP | | | | |
| FIG. 22 HEATER, LINES, HOSES AND FITTINGS | | | | |
| 1 | 96906 | MS51967-09 | NUT, UNC 13, 3/8 IN. | 21 |
| 2 | 96906 | MS35338-46 | WASHER, LOCK, 3/8 IN. | 21 |
| 3 | 96906 | MS90725-64 | SCREW, HEX-HEAD, 3/8 IN. | 21 |
| 4 | 72423 | 13228E2174-1 | CLAMP, 2 PARTS, 1 IN. | 21 |
| 5 | 97403 | | NIPPLE, 1 X 2 IN. LONG (NSN 4730-00-196-2072) | 4 |
| 6 | 72423 | | CLAMP, HOSE (NSN 4730-00-908-3193) | 12 |
| 7 | 97403 | | HOSE, FLEX, 1 1/4 X 3 IN., MADE FROM; (NSN 4720-00-235-1428) | 1 |
| 8 | 97403 | KSP1012 | THERMOSTAT ASSEMBLY | 1 |
| 9 | 72423 | 1201-200 | ELBOW, 90°, 1 IN. | 13 |
| 10 | 97403 | | NIPPLE, 1 X 3 IN. (NSN 4730-00-277-9968) | 4 |
| 11 | 97463 | 13228E2134-2 | CLAMP, 2 PARTS, 3/4 IN. | 8 |
| 12 | 72423 | | PIPE, BLACK, 1 IN. MAKE FROM; 40 FT. PIPE, ASTM-120 AND CUT TO LENGTH REQD. | 1 |
| 13 | 72423 | 1641-200 | UNION, 1 IN. | 2 |
| 14 | 97403 | | VALVE, GATE, 1 IN. (NSN 4820-00-227-0164) | 4 |
| 15 | 72423 | 1221-200 | TEE, 1 IN. | 4 |
| 16 | 82722 | 565259 | FLANGE, PIPE 1 IN. | 1 |
| 17 | 82722 | 93986 | GASKET, FLANGE 1 IN. | 11 |
| 18 | 72423 | | REDUCER, 1 IN. TO 3/4 IN. (NSN 4730-00-193-0879) | 4 |
| 19 | 72423 | | PIPE, BLACK, 3/4 IN., MAKE FROM; ASTM A120 AND CUT TO SIZE | 1 |
| 20 | 72423 | 1201-150 | ELBOW, 90°, 3/4 IN. | 11 |
| 21 | 72423 | 1 645-200 | ELBOW, 45°, 3/4 IN. | 2 |
| 22 | 72423 | 13228E2134-3 | CLAMP, DOUBLE, 2 PIECES, 3/4 IN. | 2 |
| 23 | 72423 | 1643-200 | UNION, 90°, 3/4 IN. | 2 |
| 24 | 72423 | | VALVE, GATE, 3/4 IN. (NSN 4820-00-684-6162) | 1 |
| 25 | 82722 | 565256 | FLANGE, 3/4 X 3/4 | 2 |
| 26 | 82722 | 93841 | GASKET | 2 |
| 27 | 97403 | | NIPPLE, 3/4 X 3 1/2 IN. (NSN 4730-00-186-1896) | 2 |
| 28 | 97403 | | HOSE, RUBBER, 1 1/4 X 4 1/2 IN., MAKE FROM; (NSN 4720-00-235-1428) | 2 |
| 29 | 97403 | | NIPPLE, 1 X 4 1/2 IN. (NSN 4730-00-193-2691) | 7 |
| 30 | 97403 | | NIPPLE, 1 X 1 1/2 IN. (NSN 4730-00-193-2691) | 2 |

| (1) ITEM NUMBER | (2) FSCM | (3) PART NUMBER | (4) DESCRIPTION AND USABLE ON CODE (UOC) | (5) QTY |
|-----------------------|-------------|-----------------------|--|------------|
| 31 | 97403 | | FIG. 22 HEATER, LINES, HOSES AND FITTINGS (CONT) | 1 |
| 32 | 97403 | | NIPPLE, 1 X 4 IN. (NSN 4730-00-196-2059) | 1 |
| 33 | 97403 | | HOSE, RUBBER, 1 1/4 X 12 IN., MAKE FROM; (NSN 4720-00-235-1428) | 1 |
| 34 | 97403 | | NIPPLE, 1 X 6 IN. (NSN 4730-00-196-6625) | 1 |
| | | | HOSE, RUBBER, 1 1/4 X 6 IN., MAKE FROM; (NSN 4720-00-235-1428) | 2 |
| | | | END OF FIGURE | |



4833-023

Figure 23. Gage. Air, Duplex.

| (1) ITEM NUMBER | (2) FSCM | (3) PART NUMBER | (4) DESCRIPTION AND USABLE ON CODE (UOC) | (5) QTY |
|---------------------------------------|-------------|-----------------------|--|------------|
| GROUP 06 GAGES AND INSTRUMENTS | | | | |
| FIG. 23 GAGE, AIR, DUPLEX | | | | |
| 1 | 30187 | | SCREW, KNURLED HEAD, 1/4 INCH, CAPTIVE | 6 |
| 2 | 30187 | | PLATE, GAGE COVER | 1 |
| 3 | | | GASKET, COVER PLATE, MAKE FROM CORK, 1/4 IN. | 1 |
| 4 | 30187 | 3951 | SPACER, CLEAR PLASTIC | 2 |
| 5 | 96906 | MS90725-6 | SCREW, HEX HEAD, 1/4-20 UNC | 4 |
| 6 | 96906 | MS27183-20 | WASHER, 1/4 IN. | 4 |
| 7 | 30327 | U1-4B | ADAPTER, PIPE TO TUBE, 1/4 IN. | 2 |
| 8 | 30187 | 795-160 | GAGE, AIR | 1 |
| 9 | 30187 | 126-001 | GAGE, AIR | 1 |
| 10 | 24446 | 41A210582P6 | BULB (GE44) | 2 |
| 11 | | | LEAD, ELECTRICAL, MAKE FROM; WIRE, 14 AWG, P/N 849176 (72915) TERMINAL, 14-10 02835280 (59400) REF. DES; GA, J, CB32 | 4 |
| 12 | 72915 | 8287294 | SOCKET, ASSY LIGHT | 2 |
| END OF FIGURE | | | | |

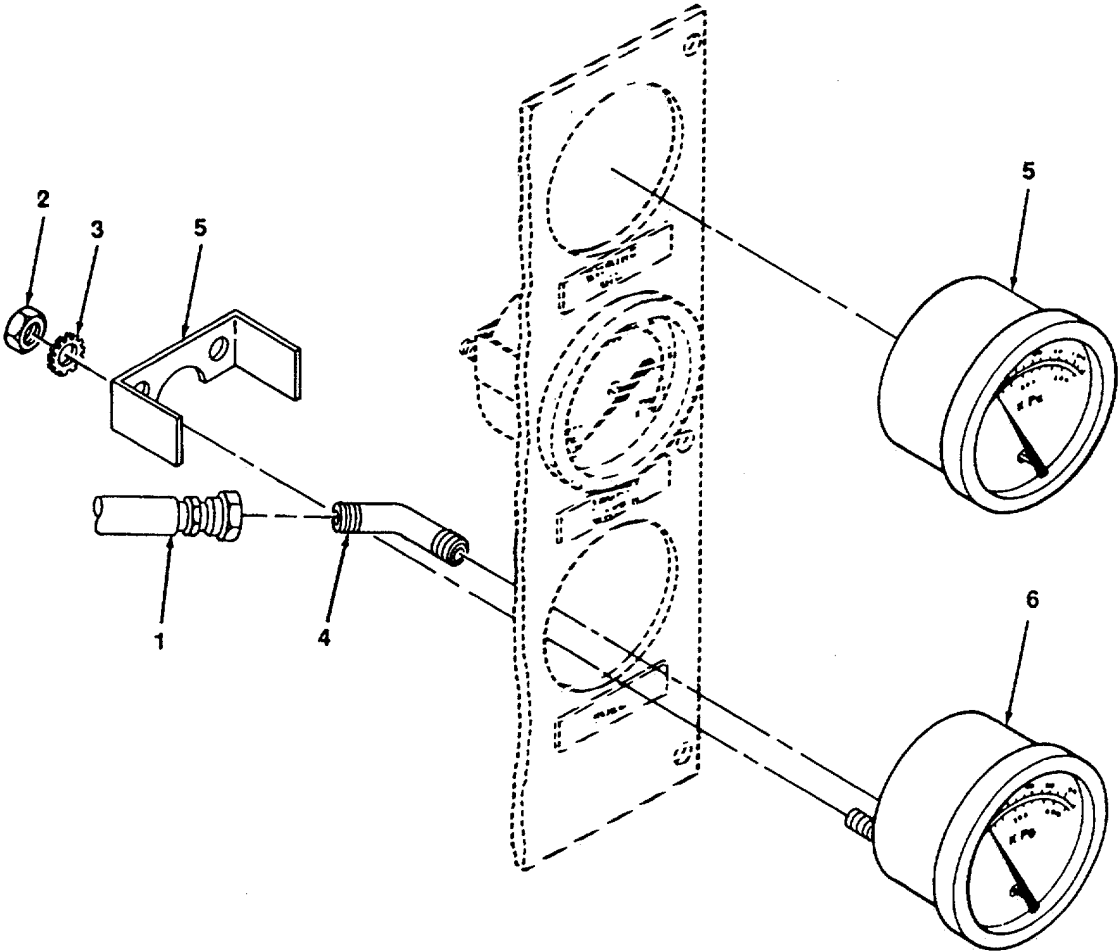


Figure 24. Gages, Oil and Fuel Pressure.

4833-024

| (1) ITEM NUMBER | (2) FSCM | (3) PART NUMBER | (4) DESCRIPTION AND USABLE ON CODE (UOC) | (5) QTY |
|---|-------------|-----------------------|---|------------|
| GROUP 06 GAGES AND INSTRUMENTS | | | | |
| FIG. 24 GAGES, OIL AND FUEL PRESSURE | | | | |
| 1 | 01276 | 201503-4 | HOSE, ASSEMBLY, 1/4 IN. | 1 |
| 2 | 96906 | MS51967-03 | NUT, HEX, 1/4 IN. | 2 |
| 3 | 80971 | N403P19B | WASHER, STAR | 2 |
| 4 | 72423 | 1 202-0408 | ELBOW, 450, 1/4 IN. | 2 |
| 5 | 72915 | 8121912 | GAGE, FUEL PRESSURE | 1 |
| 6 | 11 083 | 4W506 | GAGE, OIL PRESSURE | 1 |
| END OF FIGURE | | | | |

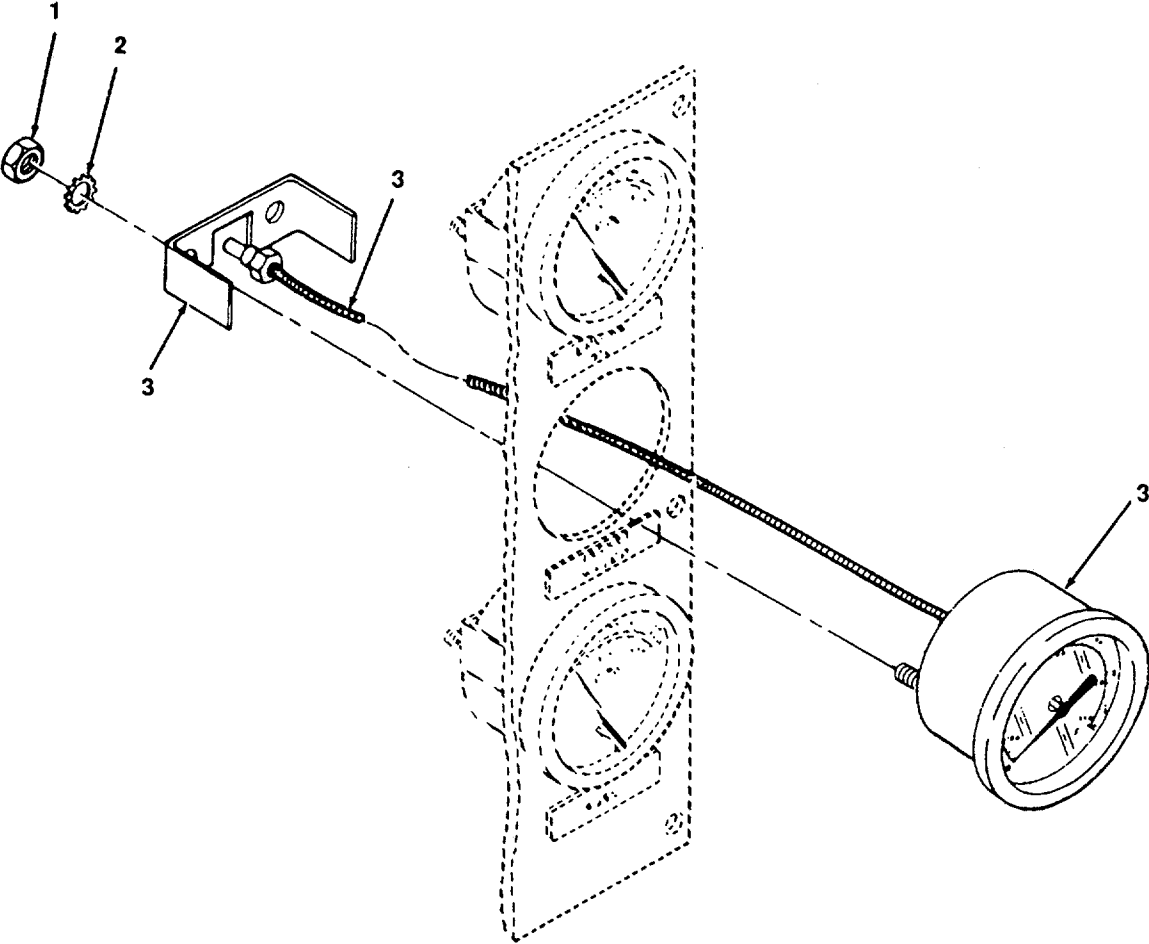


Figure 25. Gage, Engine Temperature.

| (1) ITEM NUMBER | (2) FSCM | (3) PART NUMBER | (4) DESCRIPTION AND USABLE ON CODE (UOC) | (5) QTY |
|-----------------------|-------------|-----------------------|---|------------|
| | | | GROUP 06 GAGES AND INSTRUMENTS | |
| | | | FIG. 25 GAGE, ENGINE TEMPERATURE | |
| 1 | 96906 | MS51967-03 | NUT, 1/2 IN. | 2 |
| 2 | 80971 | N403P19B | WASHER, LOCK | 2 |
| 3 | 72100 | X8 | GAGE, TEMPERATURE | 1 |
| | | | END OF FIGURE | |

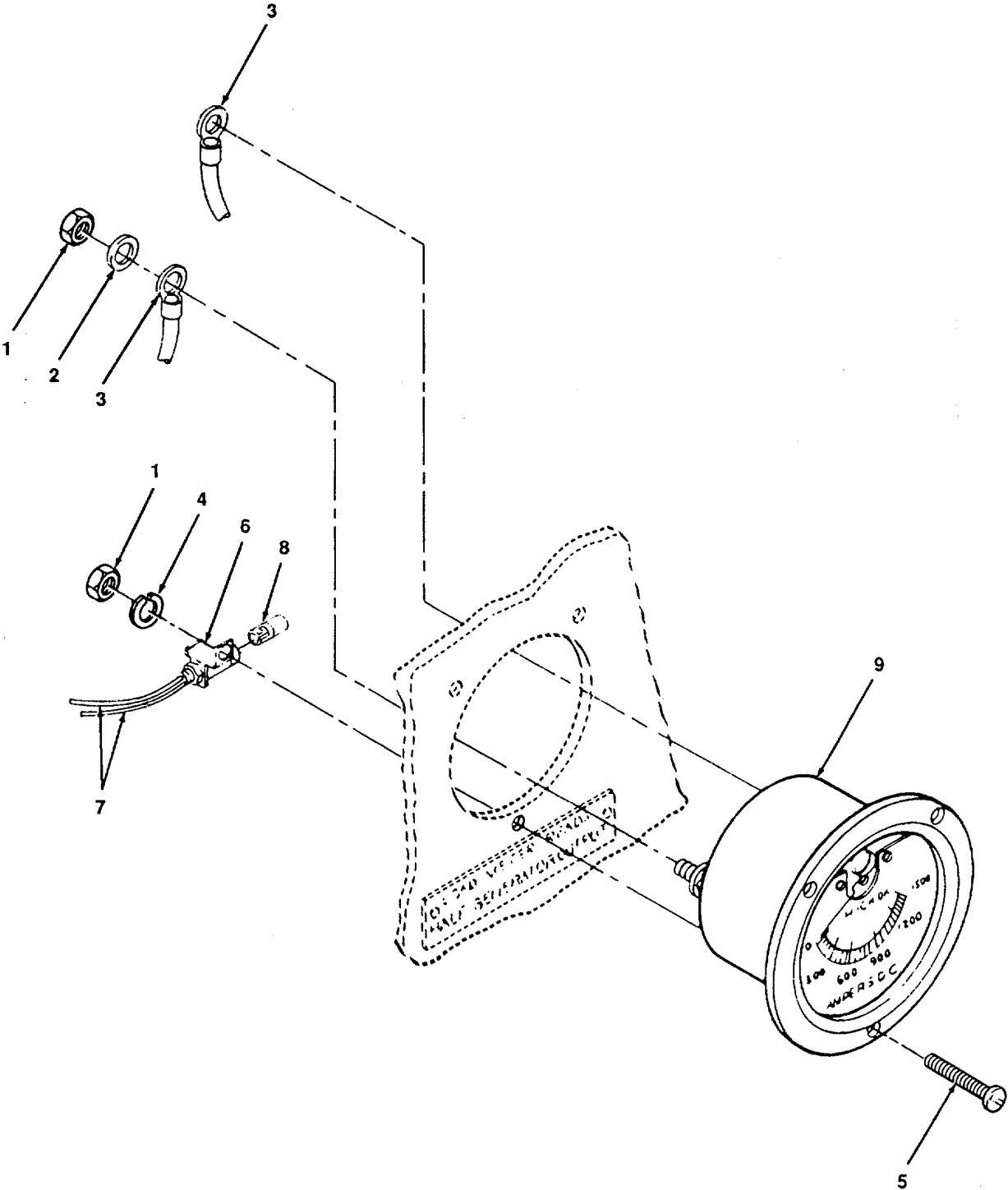
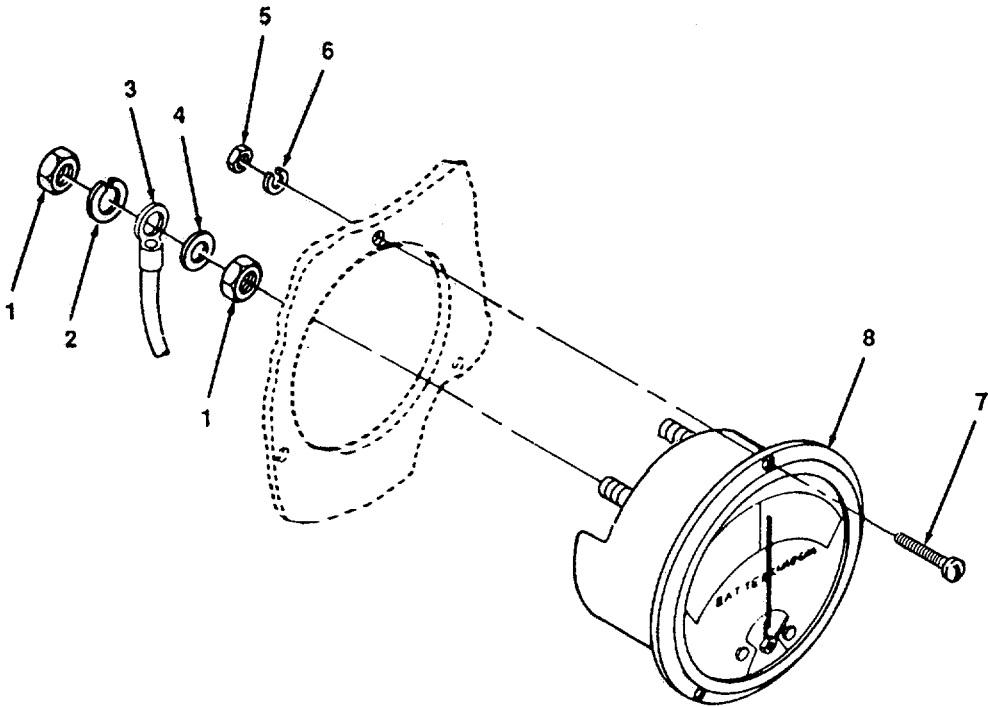


Figure 26. Gage Load Meter.

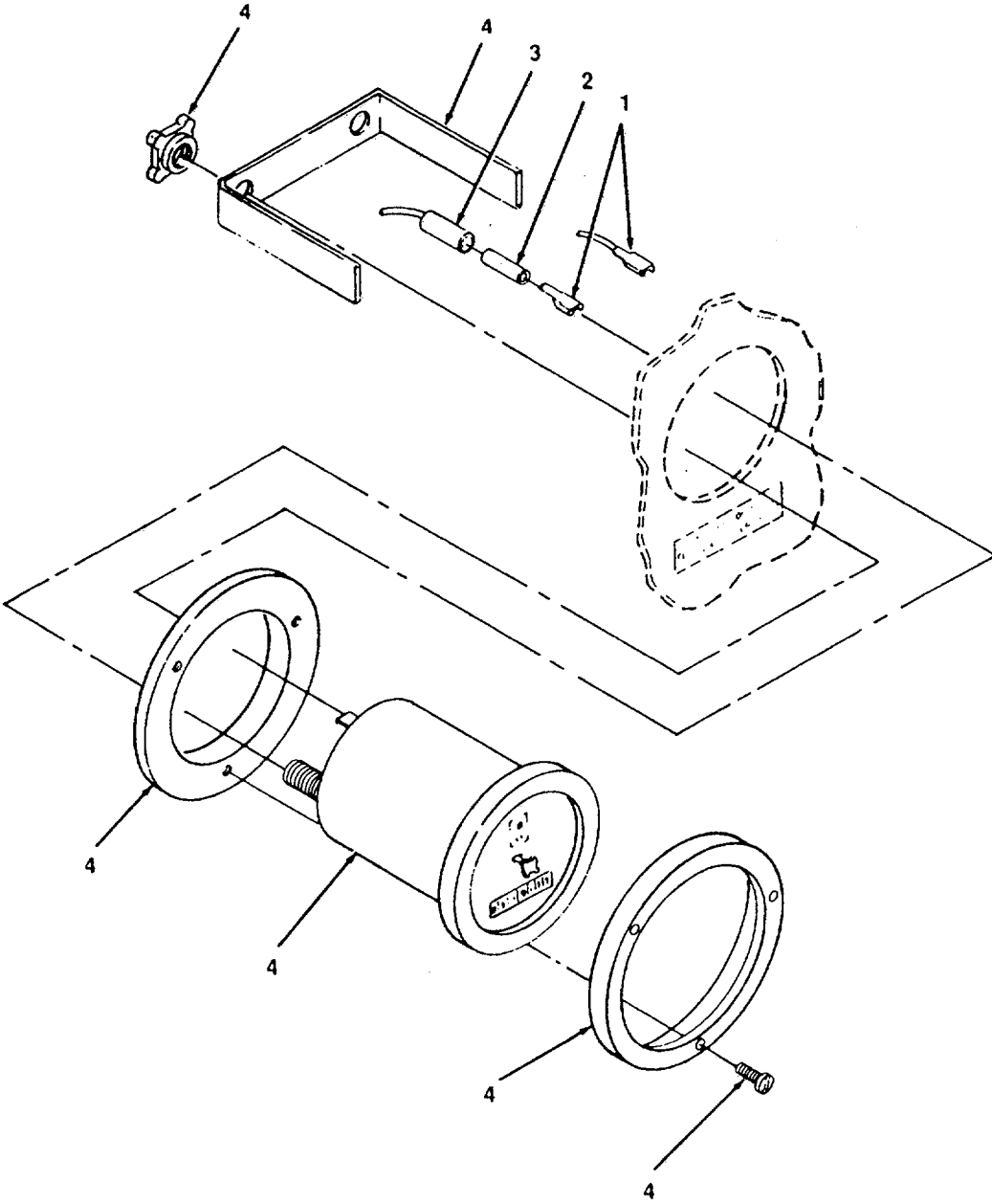
| (1) ITEM NUMBER | (2) FSCM | (3) PART NUMBER | (4) DESCRIPTION AND USABLE ON CODE (UOC) | (5) QTY |
|-----------------------|-------------|-----------------------|--|------------|
| | | | GROUP 06 GAGES AND INSTRUMENTS | |
| | | | FIG. 26 GAGE, LOAD METER | |
| 1 | 96906 | MS51967-03 | NUT, 1/4 IN. | 3 |
| 2 | 96906 | MS27183-10 | WASHER, FLAT, 1/4 IN. | 4 |
| 3 | | | LEAD, ELECTRICAL, MADE FROM WIRE, 8 AWG P/N 9094884 (72915), TERMINAL, LUG, P/N (72915) REF. DES; IN, IP | 2 |
| 4 | 96906 | MS35338-44 | WASHER, LOCK, 1/4 IN. | 1 |
| 5 | 96906 | MS35206- | SCREW, PAN HEAD, 20 UNC, 1/4 IN. | 3 |
| 6 | 72915 | 827294 | SOCKET, LIGHT | 1 |
| 7 | | | LEAD, ELECTRICAL, MADE FROM; WIRE, 14 AWG P/N 8491798, (72915) TERMINAL 14-6, P/N 31906 (89101) | 2 |
| 8 | 2446 | 41A210382P6 | BULB, (GE44) | 1 |
| 9 | 72915 | 8214188 | GAGE, LOADMETER | 1 |
| | | | END OF FIGURE | |



4833427

Figure 27. Gage Battery Charging.

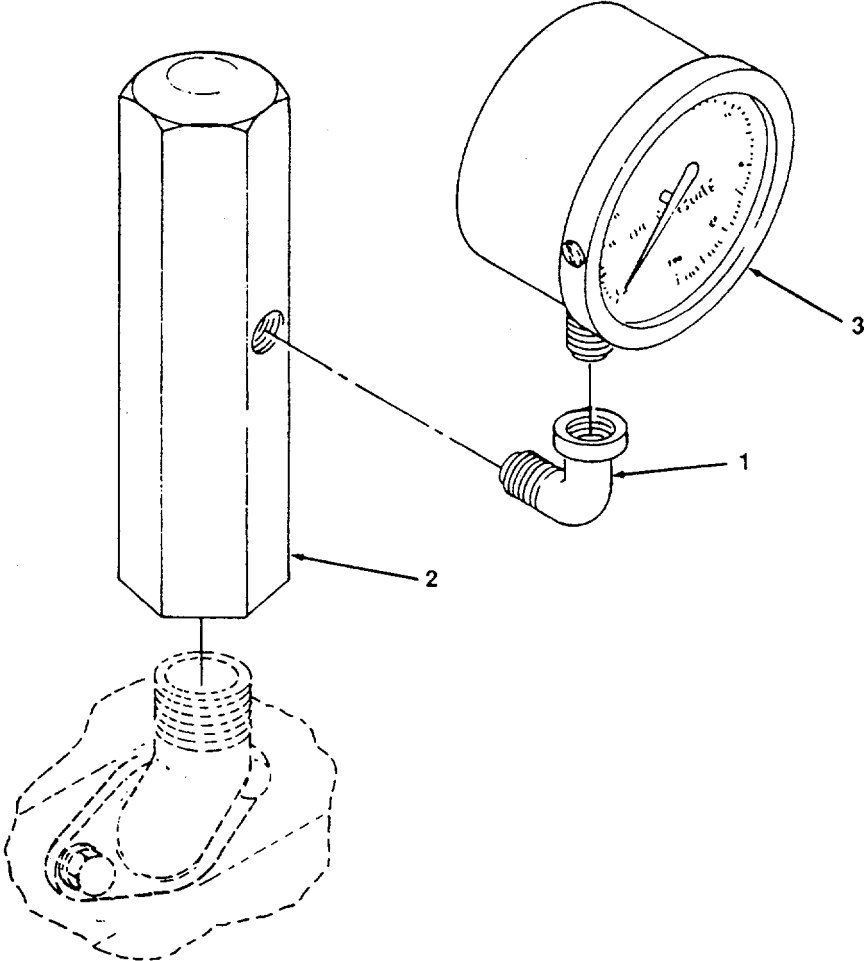
| (1) ITEM NUMBER | (2) FSCM | (3) PART NUMBER | (4) DESCRIPTION AND USABLE ON CODE (UOC) | (5) QTY |
|-----------------------|-------------|-----------------------|--|------------|
| | | | GROUP 06 GAGES AND INSTRUMENTS | |
| | | | FIG. 27 GAGE, BATTERY CHARGING | |
| 1 | 96906 | MS35649-202 | NUT, #10 | 4 |
| 2 | 96906 | MS27183-43 | WASHER, LOCK, #10 | 2 |
| 3 | | | LEAD, ELECTRICAL, MADE FROM WIRE, 14 AWG P/N 8491796 (72915) TERMINAL, STUD, 1/4 IN. P/N 31900 (89110), REF. DES; AMP9+, AMP9- | 2 |
| 4 | 96906 | MS27183-8 | WASHER, FLAT, 1/4 IN., #10 | 2 |
| 5 | 96906 | MS51967-3 | NUT, 1/4 IN. | 3 |
| 6 | 96906 | MS35338-44 | WASHER, LOCK, 1/4 IN. | 3 |
| 7 | 96906 | MS24617-8 | SCREW, PAN HEAD, MACHINE | 3 |
| 8 | 72915 | 8295501 | GAGE, BATTERY | 1 |
| | | | END OF FIGURE | |



4833-028

Figure 28. Gage, Service Meter.

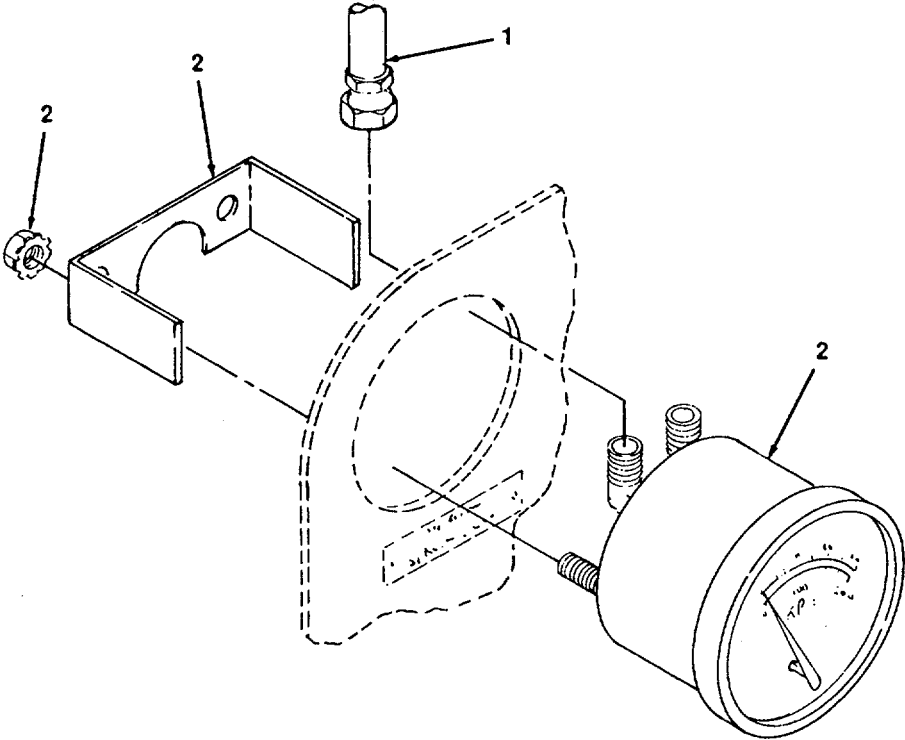
| (1) ITEM NUMBER | (2) FSCM | (3) PART NUMBER | (4) DESCRIPTION AND USABLE ON CODE (UOC) | (5) QTY |
|-----------------------|-------------|-----------------------|---|------------|
| | | | GROUP 06 GAGES AND INSTRUMENTS | |
| | | | FIG. 28 GAGE, SERVICE METER | |
| 1 | | | LEAD, ELECTRICAL, MAKE FROM; WIRE 14 AWG, P/N 8491796 (72915), TERMINAL, 14 AWG, SPADE LUG P/N A2242 (46522) REF. DES: SM, SMN | 2 |
| 2 | 24446 | 995-5B | RESISTOR, 11K-20K | 1 |
| 3 | 89110 | 603345-1 | TUBING, HEAT SHRINK | 1 |
| 4 | 74400 | 24507 | GAGE, SERVICE METER ASSEMBLY | 1 |
| | | | END OF FIGURE | |



4833-029

Figure 29. Gage, Air Compressor, Oil Pressure.

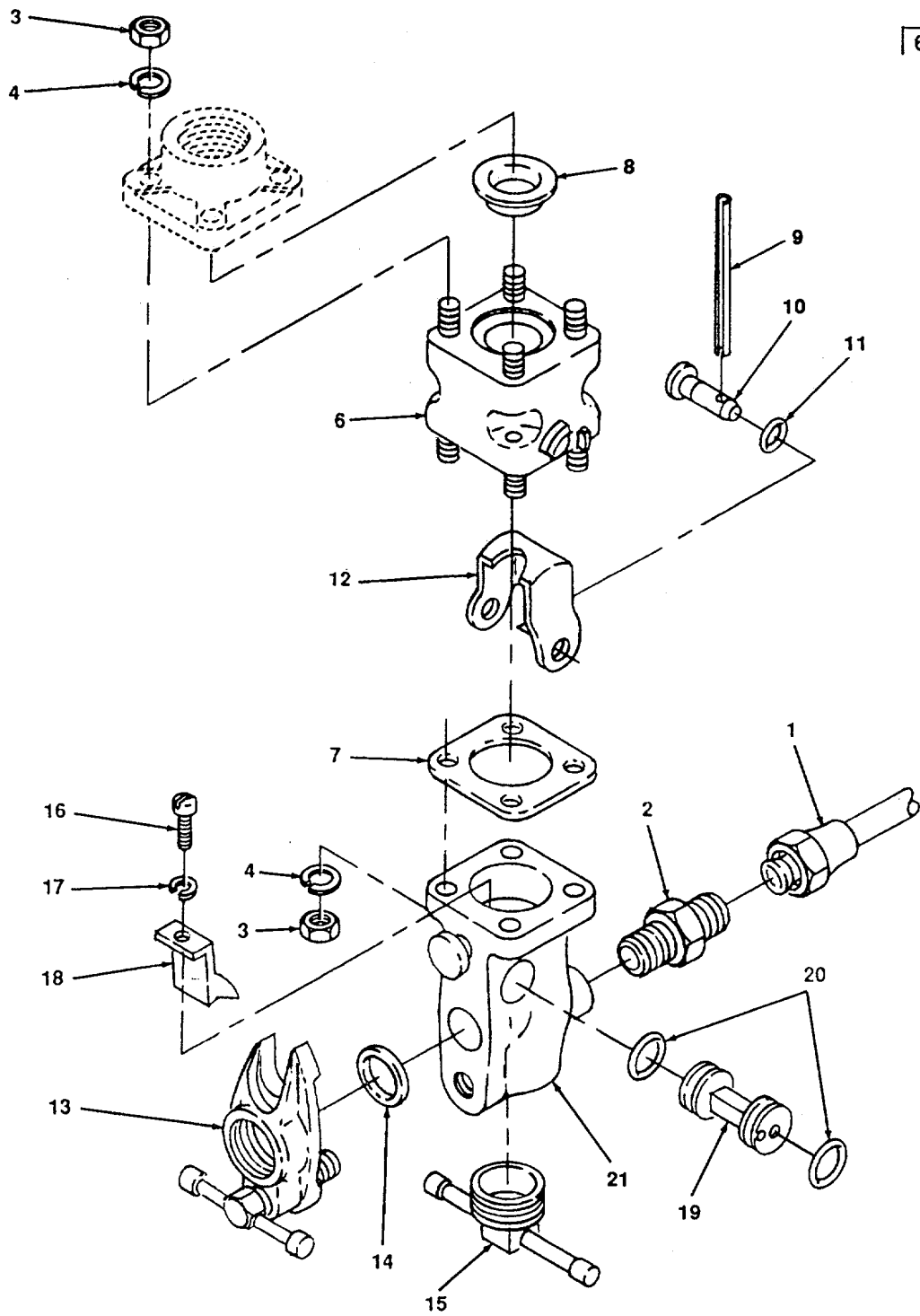
| (1) ITEM NUMBER | (2) FSCM | (3) PART NUMBER | (4) DESCRIPTION AND USABLE ON CODE (UOC) | (5) QTY |
|-----------------------|-------------|-----------------------|---|------------|
| | | | GROUP 06 GAGES AND INSTRUMENTS | |
| | | | FIG. 29 GAGE, OIL PRESSURE, AIR COMPRESSOR | |
| 1 | 72423 | 1203-060 | ELBOW, STREET, 90° | 1 |
| 2 | | | BRACKET, MOUNTING, OIL PRESSURE GAGE | 1 |
| 3 | 2K654 | 2009741 | GAGE, OIL PRESSURE | 1 |
| | | | END OF FIGURE | |



4833-030

Figure 30. Gage, Oil Filter Differential.

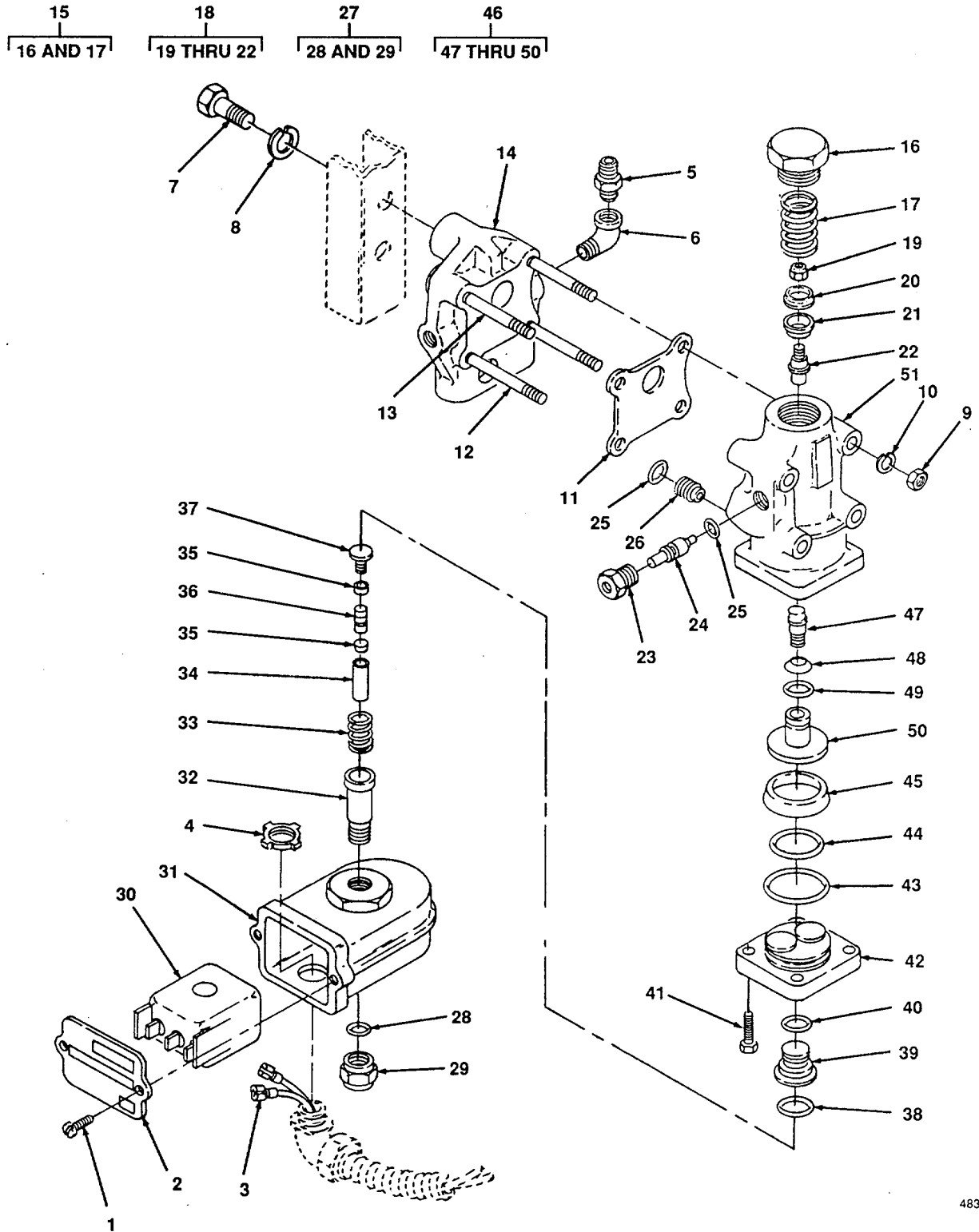
| (1) ITEM NUMBER | (2) FSCM | (3) PART NUMBER | (4) DESCRIPTION AND USABLE ON CODE (UOC) | (5) QTY |
|-----------------------|-------------|-----------------------|--|------------|
| 1 | 11083 | 3N4579 | <p>GROUP 06 GAGES AND INSTRUMENTS</p> <p>FIG. 30 GAGE, OIL FILTER DIFFERENTIAL</p> <p>LINE, OIL PRESSURE, TUBING</p> | 2 |
| 2 | 11083 | 5N8Z70 | <p>GAGE, OIL FILTER DIFFERENTIAL ASSEMBLY</p> <p>END OF FIGURE</p> | 1 |



5
6 THRU 21

Figure 31. Controller, Sand.

| (1) ITEM NUMBER | (2) FSCM | (3) PART NUMBER | (4) DESCRIPTION AND USABLE ON CODE (UOC) | (5) QTY |
|-----------------------|-------------|-----------------------|---|------------|
| | | | GROUP 07 SANDER GROUP | |
| | | | FIG. 31 CONTROLLER, SAND | |
| 1 | | | AIR LINE FITTING, MAKE FROM; TUBE, COPPER (NSN 4710-00-203-3178), 3/8, FITTING, FLARE (NSN 4730-00-128-2739), 3/8 | 1 |
| 2 | 30327 | 648F1-2X3-8 | ADAPTER, STRAIGHT (NSN 4730-00-408-4583) | 1 |
| 3 | 30187 | 1690 | NUT, 3/8-UNC | 8 |
| 4 | 30187 | 1018 | WASHERS, LOCK, 3/8 | 8 |
| 5 | 30187 | 277-2 | SAND CONTROLLER | 1 |
| 6 | 30187 | 2605-000 | SAND, SHUTOFF BODY | 1 |
| 7 | 30187 | 2608-000 | GASKET | 1 |
| 8 | 30187 | 2603-000 | GATE SEAT | 1 |
| 9 | 30187 | 2587-011 | PINS, ROLL | 2 |
| 10 | 30187 | 2604-000 | PINS, PIVOT | 2 |
| 11 | 30187 | 1084-002 | SEAL | 2 |
| 12 | 30187 | 2602-000 | GATE | 1 |
| 13 | 30187 | 673-000 | DELIVERY FLANGE ASSY | 1 |
| 14 | 30187 | 2279-000 | GASKET | 1 |
| 15 | 30187 | 2611-000 | PLUG, PIPE | 1 |
| 16 | 30187 | 1556-000 | SCREW, CAP(8/32X3/8") | 1 |
| 17 | 30187 | 1552-000 | WASHER, LOCK | 1 |
| 18 | 30187 | 1788-100 | RETAINER CONTROLLER | 1 |
| 19 | 30187 | 1782-000 | VALVE, SAND CONTROLLER | 1 |
| 20 | 30187 | 1404-001 | SEAL | 2 |
| 21 | 30187 | 2601-000 | BODY SAND CONTROLLER | 1 |
| | | | END OF FIGURE | |



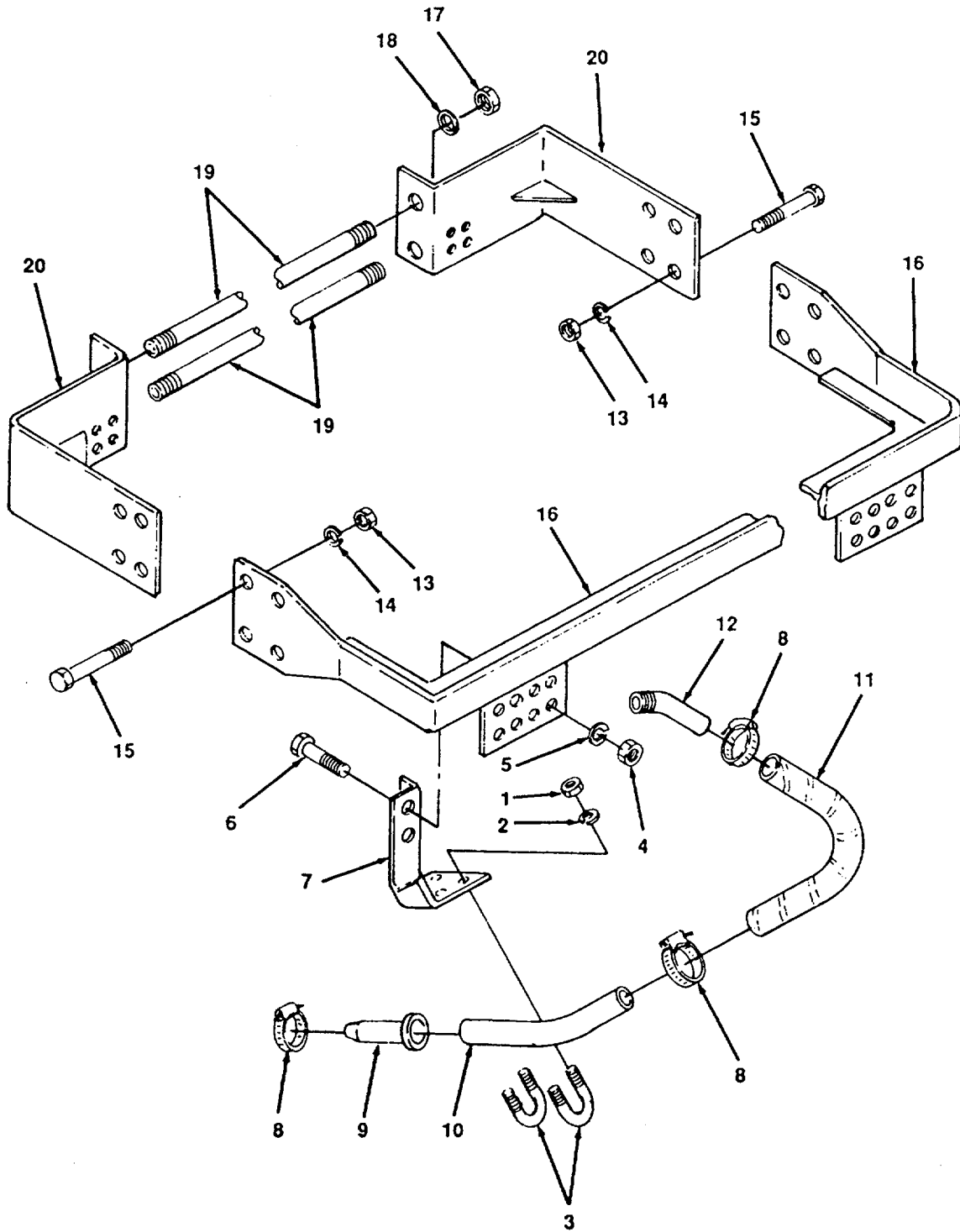
4833-32

Figure 32. Valve, Sander Control.

4833-32

| (1) ITEM NUMBER | (2) FSCM | (3) PART NUMBER | (4) DESCRIPTION AND USABLE ON CODE (UOC) | (5) QTY |
|-----------------------|-------------|-----------------------|--|------------|
| | | | GROUP 07 SANDER GROUP | |
| | | | FIG. 32 VALVE, SANDER CONTROL | |
| 1 | 30187 | 1556 | SCREW, MACHINE | 2 |
| 2 | 30187 | 2567-121 | COVER | 1 |
| 3 | | | LEADS, ELECTRICAL, MAKE FROM; WIRE, 14 AWG, P/N 84917968 (72915), TERMINAL, FASTON P/N 640905-1 (891 10) | 2 |
| 4 | 06865 | 141 | CONDUIT NUT | 1 |
| 5 | 30327 | U1 -B4 | ADAPTER, STRAIGHT, PIPE TO TUBE, 1/4 IN. | 2 |
| 6 | 30327 | E14A | BRASS ELBOWS (NSN 4730-00-254-6228) | 2 |
| 7 | 96906 | MS90725- | SCREW, HEX, 3/8 IN. | 2 |
| 8 | 96906 | MS35338-46 | WASHER, LOCK, 3/8 | 2 |
| 9 | 30187 | 1623-1 | NUT, HEX | 4 |
| 10 | 30187 | 1672 | WASHER, LOCK | 4 |
| 11 | 30187 | 2608 | GASKET | 1 |
| 12 | 30187 | 1468 | STUD | 2 |
| 13 | 30187 | 1466 | STUD | 2 |
| 14 | 30187 | 1451 | BRACKET, MOUNTING | 1 |
| 15 | 30187 | 500-BS-1-32 | VALVE, SAND CONTROL | 1 |
| 16 | 30187 | 1316 | CAP, SPRING | 1 |
| 17 | 30187 | 1314 | SPRING | 1 |
| 18 | 30187 | 272 | VALVE ASSEMBLY | 1 |
| 19 | 30187 | 1427 | NUT, LOCK | 1 |
| 20 | 30187 | 1313-A | WASHER, SEAT | 1 |
| 21 | 30187 | 2745 | VALVE SEAT NEOPRENE | 1 |
| 22 | 30187 | 1416-1 | VALVE STEM | 1 |
| 23 | 30187 | 1700 | PLUNGER BODY | 1 |
| 24 | 30187 | 2318 | PLUNGER | 1 |
| 25 | 30187 | 1396 | SEAL | 2 |
| 26 | 30187 | 1818-1 | PLUG, STRAINER | 1 |
| 27 | 30187 | 465 | NUT ASSEMBLY, EXHAUST | 1 |
| 28 | 30187 | 1807 | O-RING | 1 |
| 29 | 30187 | 2126 | NUT, EXHAUST | 1 |
| 30 | 30187 | 1697-20 | COIL 2 TAB | 1 |
| 31 | 30187 | 1934-1 | COIL CASE | 1 |
| 32 | 30187 | 1565 | COIL POLE | 1 |

| (1) ITEM NUMBER | (2) FSCM | (3) PART NUMBER | (4) DESCRIPTION AND USABLE ON CODE (UOC) | (5) QTY |
|---|-------------|-----------------------|---|------------|
| FIG. 32 VALVE, SANDER CONTROL (CONT) | | | | |
| 33 | 30187 | 1508-1 | SPRING | 1 |
| 34 | 30187 | 1700 | PLUNGER BODY | 2 |
| 35 | 30187 | 3055 | PLUNGER SEAT | 1 |
| 36 | 30187 | 3056 | PLUNGER SPACER | 1 |
| 37 | 30187 | 1701 | PLUNGER CAP | 1 |
| 38 | 30187 | 2741 | SEAL | 2 |
| 39 | 30187 | 2422-2 | SOLENOID VALVE BODY | 1 |
| 40 | 30187 | 1763 | O-RING (SEAL) | 1 |
| 41 | 30187 | 1824 | SCREW, CAP, W/LOCKWASHER | 4 |
| 42 | 30187 | 2421-1 | ACTUATING CAP | 1 |
| 43 | 30187 | 1823 | SEAL | 1 |
| 44 | 30187 | 2419 | O-RING (SEAL) | 1 |
| 45 | 30187 | 1058 | RUBBER CUP | 1 |
| 46 | 30187 | 270 | ACTUATION PISTON ASSEMBLY | 1 |
| 47 | 30187 | 1341-1 | PISTON STEM | 1 |
| 48 | 30187 | 2745 | VALVE | 1 |
| 49 | 30187 | 1404 | O-RING (SEAL) | 1 |
| 50 | 30187 | 1340-1 | ACTUATING PISTON | 1 |
| 51 | 30187 | 1450-BS | BODY, VALVE | 1 |
| END OF FIGURE | | | | |



4833-033

Figure 33. Hose and Bracket Sander.

| (1) ITEM NUMBER | (2) FSCM | (3) PART NUMBER | (4) DESCRIPTION AND USABLE ON CODE (UOC) | (5) QTY |
|-----------------------|-------------|-----------------------|---|------------|
| | | | GROUP 07 SANDER GROUP | |
| | | | FIG. 33 HOSE AND BRACKET, SANDER | |
| 1 | 96906 | MS51967-12 | NUT, 3/8 | 4 |
| 2 | 96906 | MS35338-46 | WASHER, LOCK 3/8 | 4 |
| 3 | 90615 | 15-1-330 | U-BOLT | 2 |
| 4 | 96906 | MS51967-13 | NUT 7/16 | 2 |
| 5 | 96906 | MS46338-47 | WASHER, LOCK 7/16 | 2 |
| 6 | 96906 | MS90725-86 | SCREW, HEX 7/16X 1 1/4 | 2 |
| 7 | 90615 | | BRACKET | 1 |
| 8 | 96906 | MS35842-12 | CLAMP, HOSE | 3 |
| 9 | 90615 | 536841 | NOZZLE | 1 |
| 10 | 90615 | | PIPE 1 IN | 1 |
| 11 | 82722 | 29089 | HOSE, 1 3/8 IN. | 1 |
| 12 | 90615 | | NIPPLE MAKE FROM; 1 3/8 PIPE ASTM-A120 (72423) | V |
| 13 | 96906 | MS51967-21 | NUT | 16 |
| 14 | 96906 | MS35338-50 | WASHER, LOCK | 16 |
| 15 | 96906 | MS90725-164 | SCREW, CAP 5/8 X2 | 16 |
| 16 | 90615 | | BRACKET | 1 |
| 17 | 96906 | MS51967-15 | NUT 1/2 | 4 |
| 18 | 96906 | MS35338-15 | WASHER, LOCK 1/2 | 4 |
| 19 | 90615 | 40-1-5870 | ROD, TIE 1/2 IN. | 2 |
| 20 | 90615 | | BRACKET | 1 |
| | | | END OF FIGURE | |

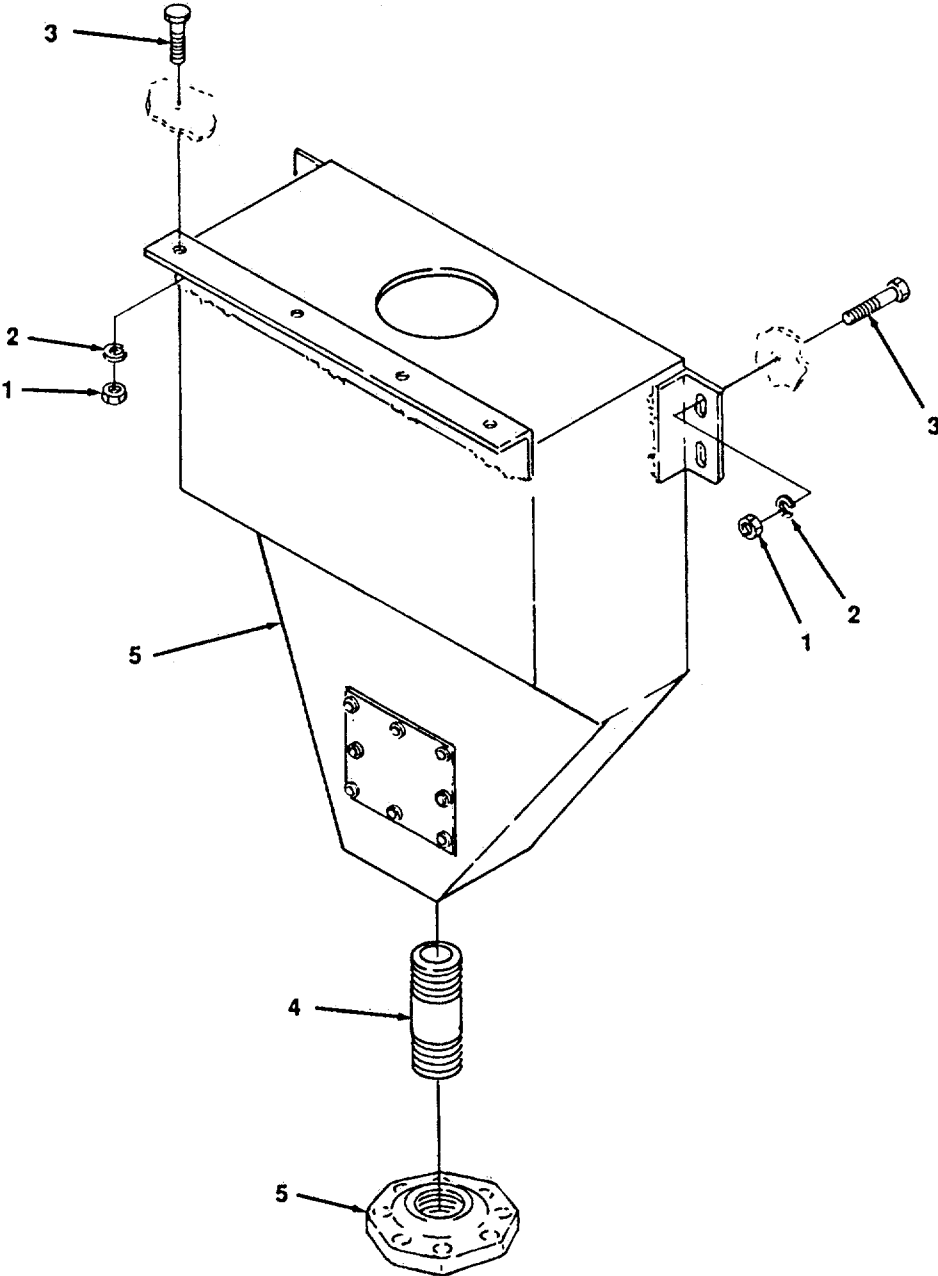


Figure 34. Sandbox.

| (1) ITEM NUMBER | (2) FSCM | (3) PART NUMBER | (4) DESCRIPTION AND USABLE ON CODE (UOC) | (5) QTY |
|-----------------------|-------------|-----------------------|---|------------|
| | | | GROUP 07 SANDER GROUP | |
| | | | FIG. 34 SANDBOX | |
| 1 | 96906 | MS51922-33 | NUT, LOCK, 1/2 IN. | 8 |
| 2 | 96906 | MS35338-48 | WASHER, LOCK | 8 |
| 3 | 96906 | MS90725-115 | SCREW, CAP, 1/2 X 2 IN. | 8 |
| 4 | 96906 | MS51953-151 | NIPPLE, 1 1/4 X 4 IN./WITH FLANGE | 1 |
| 5 | 90615 | | SANDBOX ASSEMBLY | 1 |
| | | | END OF FIGURE | |

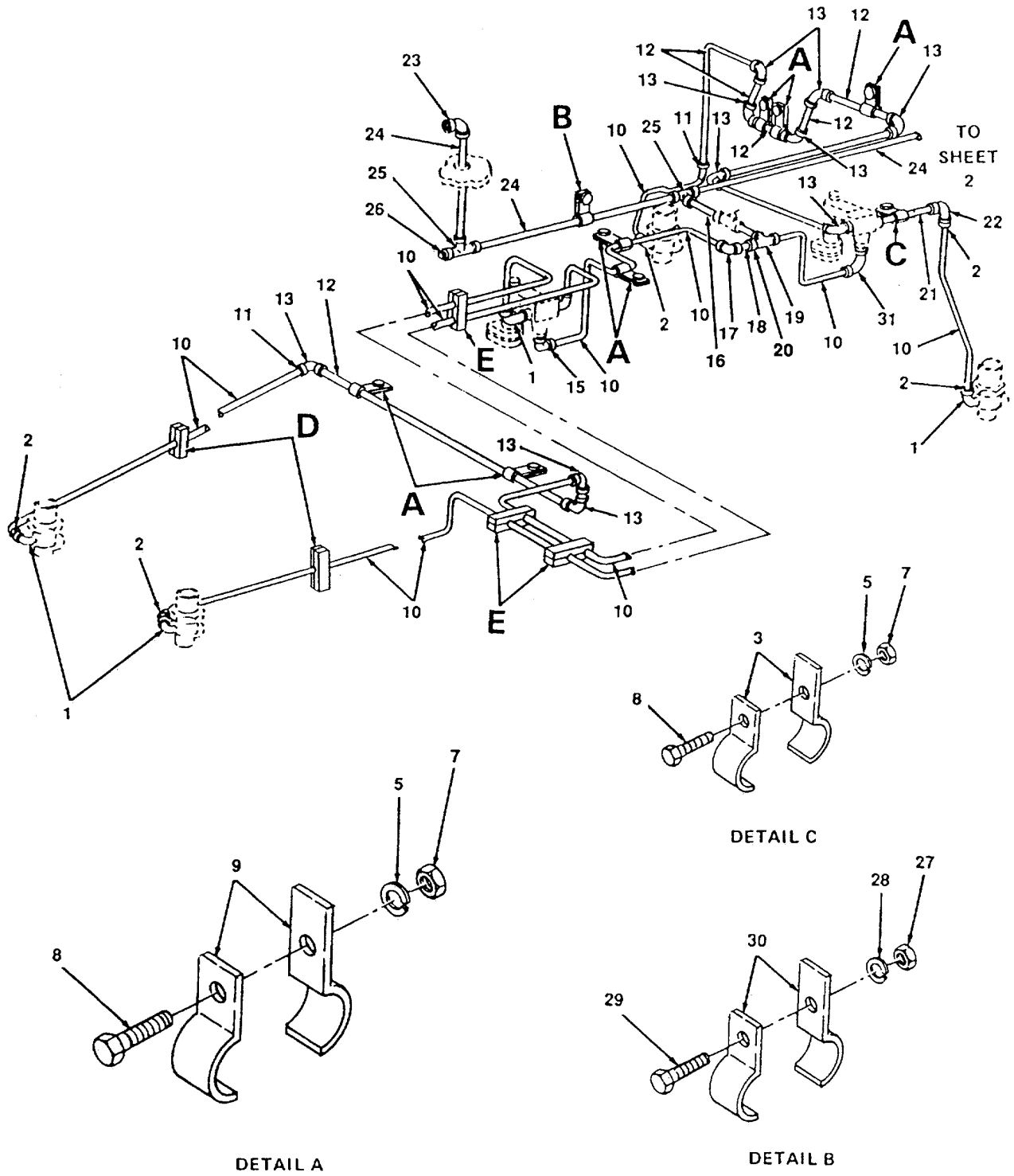
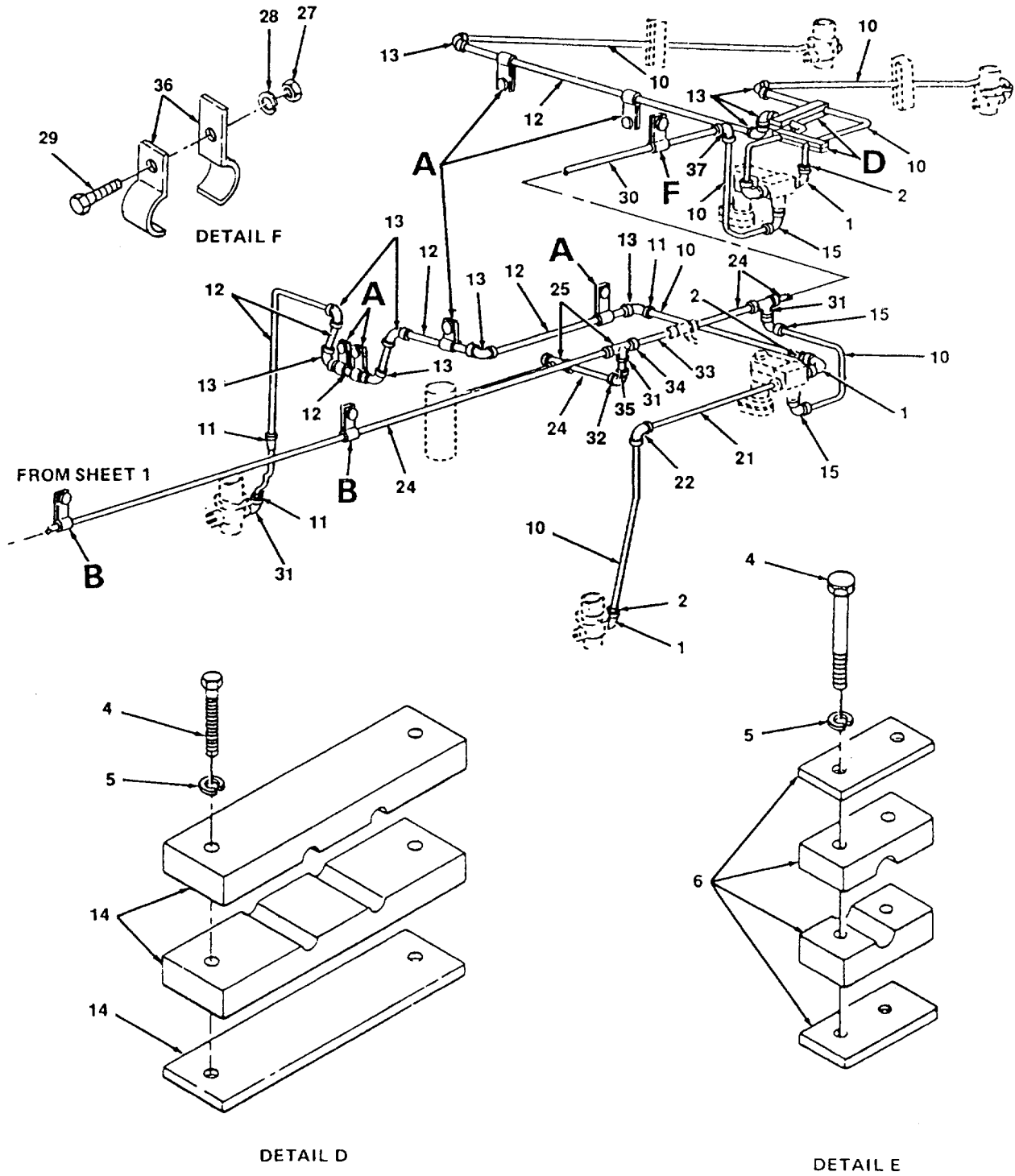


Figure 35. Sand System Piping (Sheet 1 of 2).



4833-035.2

Figure 35. Sand System Piping (Sheet 2 of 2).

| (1) ITEM NUMBER | (2) FSCM | (3) PART NUMBER | (4) DESCRIPTION AND USABLE ON CODE (UOC) | (5) QTY |
|-----------------------|-------------|-----------------------|--|------------|
| | | | GROUP 07 SANDER GROUP | |
| | | | FIG. 35 SAND SYSTEM PIPING | |
| 1 | 72423 | 120350 | ELBOW, STREET, 900 1/4 IN. | 13 |
| 2 | 96906 | MS51500-A6 | ADAPTER, FLARED, 3/8 IN TUBE TO PIPE, | 15 |
| 3 | 82722 | 29089 | STRAP, RETAINING, 3/8 IN. | 8 |
| 4 | 96906 | MS90725-12 | SCREW, HEX-HEAD, 1/4 IN. X 1 1/2 IN. | 24 |
| 5 | 96906 | MS35338-44 | WASHER, LOCK, 1/4 IN. | 24 |
| 6 | 97403 | 13228E-2133 | CLAMP, SINGLE, 3/8, 2 PARTS | 6 |
| 7 | 96906 | MS51967-03 | NUT, HEX, 1/4 IN. | 16 |
| 8 | 96906 | MS90725-8 | SCREW, HEX-HEAD, 1/4 IN. X 1 IN. | 15 |
| 9 | 97403 | 13228E2133 | STRAP, RETAINING, 3/8 IN. | 5 |
| 10 | 97403 | MS51500-A6-6 | TUBING, COPPER, REFRIGERATION, 3/8 O.D. X 60 FT | 16 |
| 11 | 96906 | MS51500-88-4 | ADAPTER, FLARED, 3/8 IN. TUBE TO PIPE, STRAIGHT MALE ASSEMBLY | V |
| 12 | 72423 | ASTM-A120 | PIPE, BLACK, SCHED. 80 HD, 3/8 IN. X 40 FT | V |
| 13 | 72423 | 1201-75 | ELBOW, 900, 3/8 IN. | 16 |
| 14 | 97403 | 13228E-2133 | CLAMP, DOUBLE, 3/8 INTUBING | 5 |
| 15 | 72423 | 1203-75 | ELBOW, STREET, 900, 3/8 IN. X 1 IN. | 3 |
| 16 | 96906 | MS51873-1028 | NIPPLE, 3/4 X 2 1/2 IN. | 1 |
| 17 | 72423 | ASTM-A120 | ELBOW, 900, 1/4 IN. X30 IN. | 3 |
| 18 | 72423 | 2071-149 | BUSHING, REDUCER, 3/4 TO 1/2 IN. | 4 |
| 19 | 72423 | 1221-1 50 | TEE, PIPE, 3/4 IN. | 2 |
| 20 | 72423 | 2071-099 | BUSHING, REDUCER, 1/2 IN. TO 3/8 IN. | 3 |
| 21 | 72423 | ASTM-A120 | PIPE, SCHED. 80 HD, 1/4 IN. X 30 FT. | V |
| 22 | 72423 | 1201-50 | ELBOW, 900, 1/4 IN. | 2 |
| 23 | 72423 | 1221-200 | ELBOW, 900, 1 IN. | 4 |
| 24 | 72423 | ASTM-A1 20 | PIPE, SCHED. 80 HD, 1 IN. X 60 FT | V |
| 25 | 72423 | 1221-200 | TEE, PIPE, 1 IN. | 4 |
| 26 | 72423 | 2074200 | PLUG, SOLENOID, 1 IN. | 2 |
| 27 | 96906 | MS51567-09 | NUT, HEX, 3/8 IN. | 5 |
| 28 | 96906 | MS35338-46 | WASHER, LOCK, 3/8 IN. | 5 |
| 29 | 96906 | MS90725-62 | SCREW, HEX-HEAD, 3/8 X 1-1/4 IN. | 5 |
| 30 | 72423 | 13228E2133 | STRAP, RETAINING, 1 IN. PIPE | 5 |
| 31 | 72423 | 1202-060 | ELBOW, 900, 3/8 IN. | 3 |
| 32 | 72423 | 1643-200 | UNION, ELBOW, 900, 1 IN. | 1 |

| (1) ITEM NUMBER | (2) FSCM | (3) PART NUMBER | (4) DESCRIPTION AND USABLE ON CODE (UOC) | (5) QTY |
|-----------------------|-------------|-----------------------|---|------------|
| | | | FIG. 35 SAND SYSTEM PIPING (CONI) | |
| 33 | 96906 | MS51873-1268 | NIPPLE, 1 X 3 IN. | 1 |
| 34 | 72423 | 2071-199 | BUSHING, REDUCER, 1 TO 3/4 IN. | 2 |
| 35 | 96906 | MS51873-1098 | NIPPLE, 3/4X61N. | 1 |
| 36 | 96906 | MS51504-A6-6 | STRAP, RETAINING | 3 |
| 37 | 72423 | 1201-156 | ELBOW, 900, 3/4 IN. | 1 |
| | | | END OF FIGURE | |

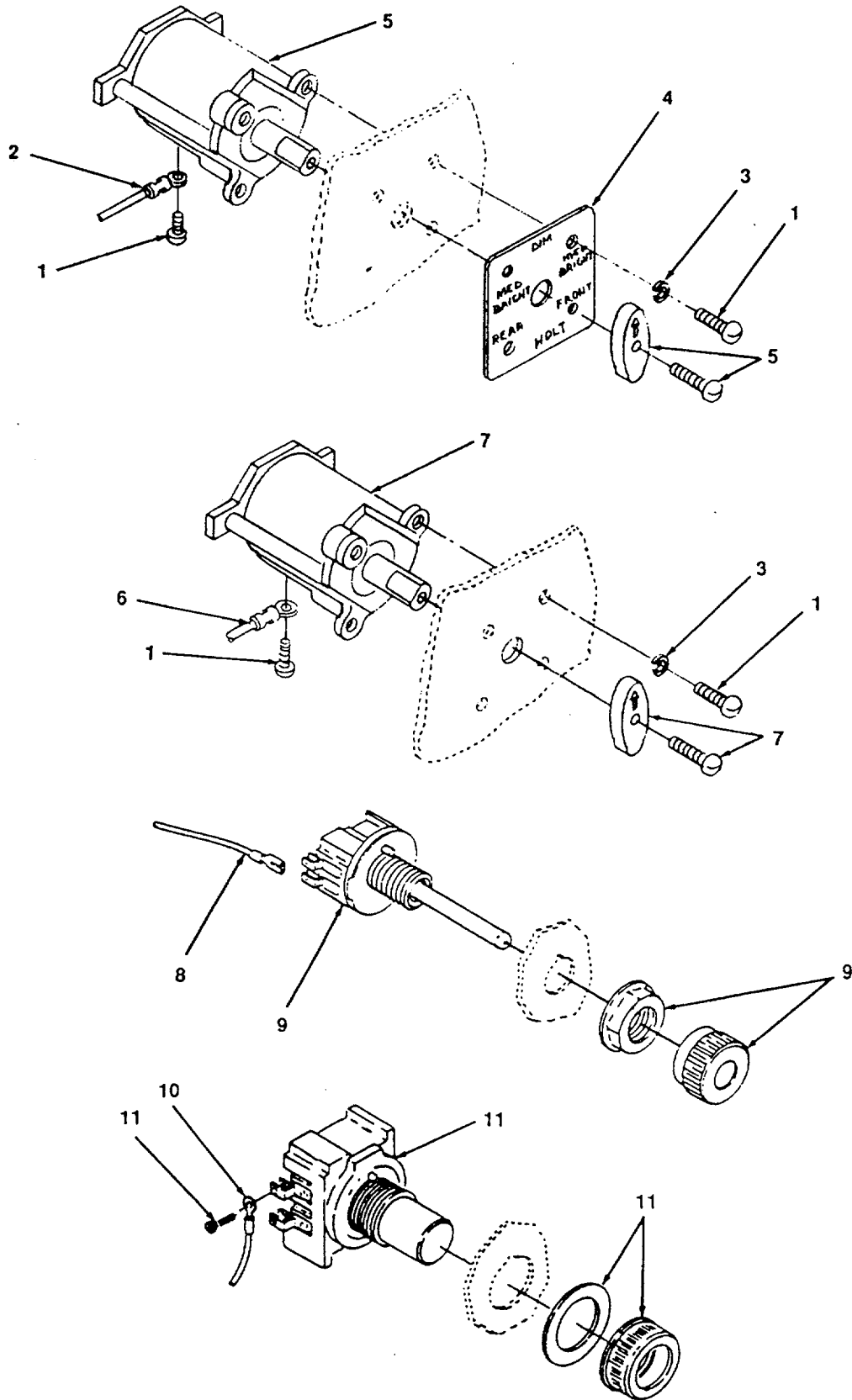


Figure 36. Switches (Sheet 1 of 2).

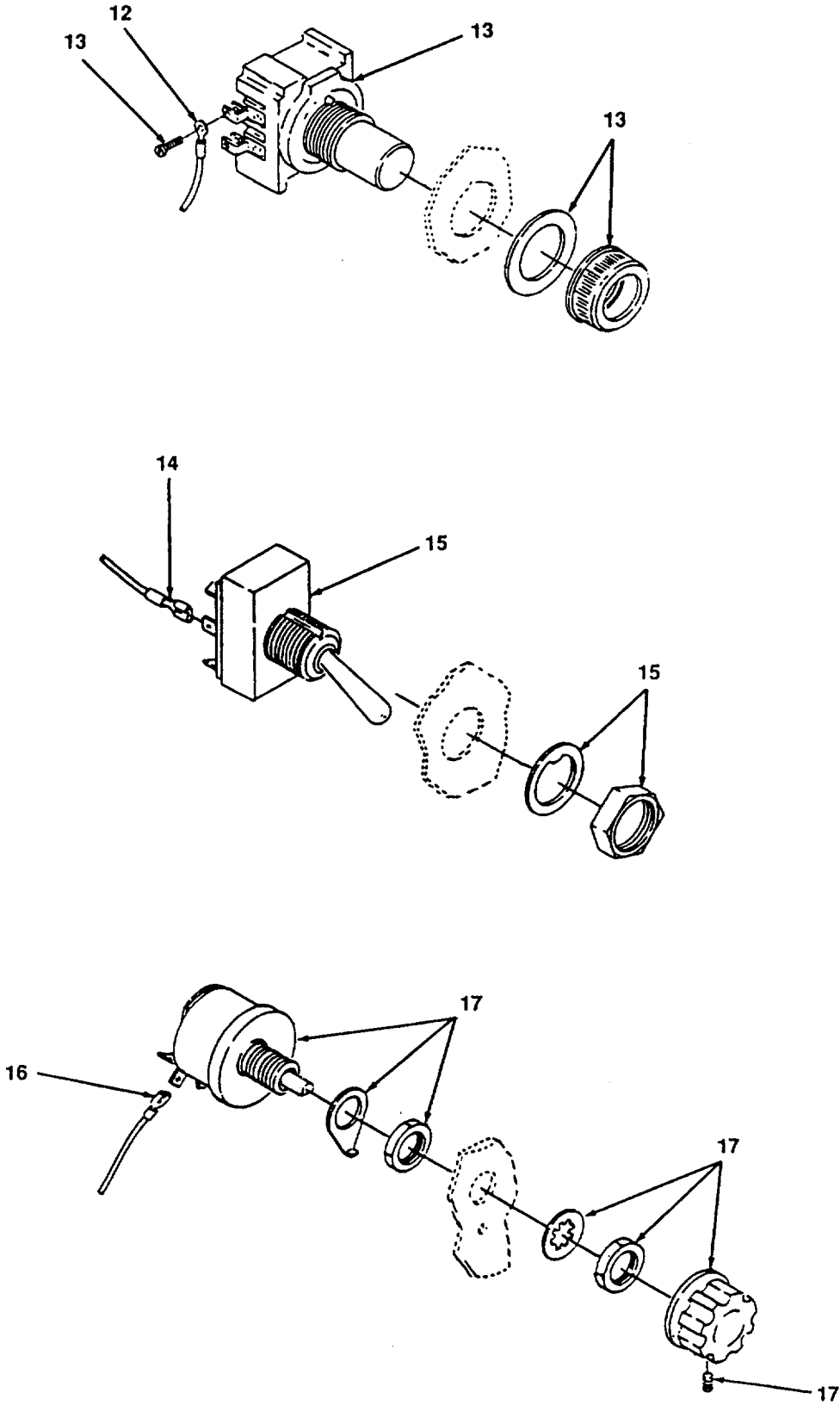
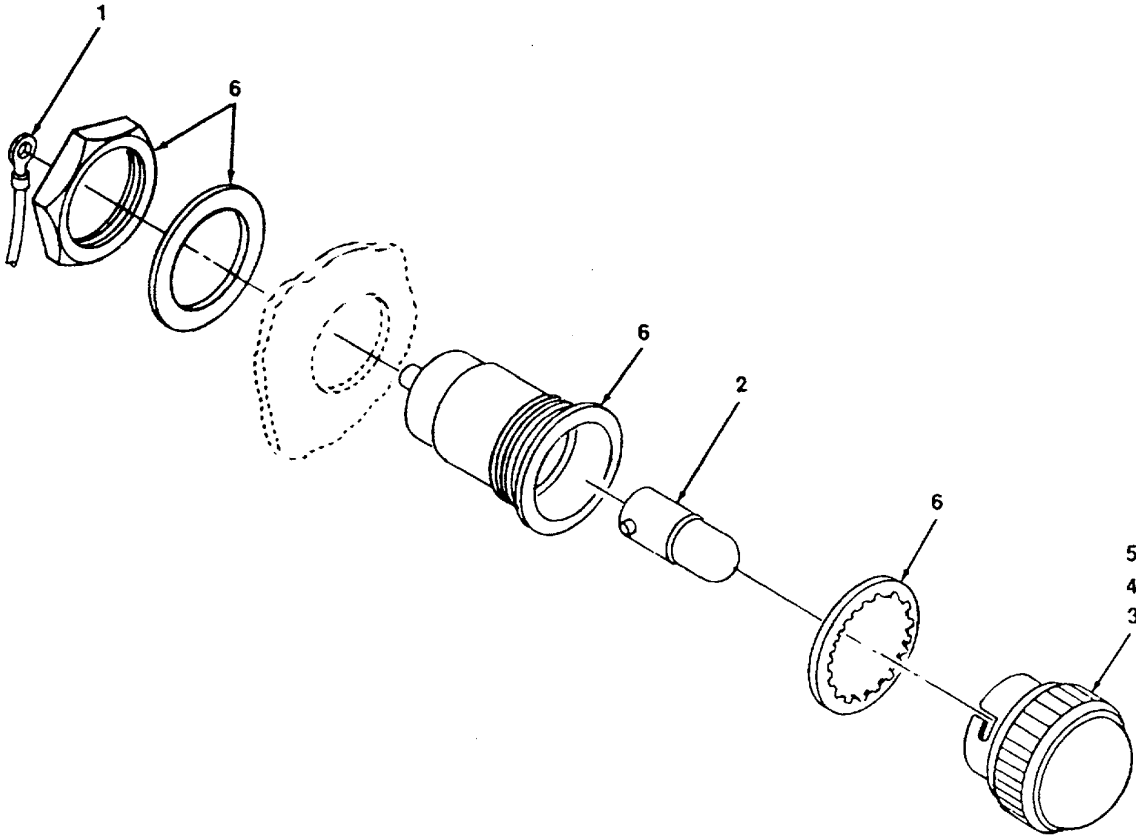


Figure 36. Switches (Sheet 2 of 2).

| (1) ITEM NUMBER | (2) FSCM | (3) PART NUMBER | (4) DESCRIPTION AND USABLE ON CODE (UOC) | (5) QTY |
|-----------------------|-------------|-----------------------|---|------------|
| | | | GROUP 08 ELECTRICAL ACCESSORIES GROUP FIG. 36 SWITCHES | |
| 1 | 96906 | MS35206-34 | SCREW, PAN HEAD #6 | 4 |
| 2 | | | LEAD, ELECTRICAL, MADE FROM; WIRE 14 AWG P/N 8491796 (72915), TERMINAL LUG 14-16 AWG P/N 31906 (891 10), REF. DES: FRONT: HA22, HP5; REAR: HU22 | 3 |
| 3 | 96906 | MS35338-41 | WASHER, LOCK #6 | 4 |
| 4 | 72915 | 8238114 | PLATE, ROTARY SNAP SWITCH HEADLIGHT INDICATOR | 1 |
| 5 | 72915 | 8237656 | SWITCH, ROTARY SNAP, HEADLIGHT | 1 |
| 6 | | | LEAD, ELECTRICAL, MADE FROM; WIRE 14 AWG P/N 8491796 (72915), TERMINAL, LUG, 14-16 AWG P/N 31906 (891 10), REF. DES: ISOLATION, JA5, 3J913T5, 6A, 6A9, 16A9, 3T11, P04; REMOTE HEADLIGHT: J, HM4, 25T2, 25T1 | 11 |
| 7 | 72915 | 8157802 | SWITCH, ROTARY | 2 |
| 8 | | | LEAD, ELECTRICAL, MADE FROM; WIRE 14 AWG, P/N 8491796 (72915) TERMINAL, SPADE, P/N A2272 (46522), REF. DES: SA10, SA | 2 |
| 9 | 72915 | 8295963 | SWITCH, SAND, WOBBLE | 1 |
| 10 | | | LEAD, ELECTRICAL, MADE FROM WIRE, 14 AWG, P/N 849176 (72915), TERMINAL, LUG 14-16 AWG P/N 31906 (89110) REF. DES: SW9, SA9 | 2 |
| 11 | 72915 | 8384650 | SWITCH, STOP, RED PUSHBUTTON | 1 |
| 12 | | | LEAD, ELECTRICAL, MADE FROM; WIRE 14 AWG, P/N 8491796 (72915), TERMINAL, LUG, 14-16 AWG P/N 31906 (89110) REF. DES: BPA9/BPA, GR, AGP6, AGP7, SE1, M2, SE9, FP1, FP, SZA, SZG | 12 |
| 13 | 72915 | 8230431 | SWITCH, BLACK, PUSHBUTTON | 3 |

| (1) ITEM NUMBER | (2) FSCM | (3) PART NUMBER | (4) DESCRIPTION AND USABLE ON CODE (UOC) | (5) QTY |
|-----------------------|-------------|-----------------------|--|------------|
| 14 | | | <p>FIG. 36 SWITCHES (CONT)</p> <p>LEAD, ELECTRICAL, MADE FROM; WIRE, 14 AWG P/N 8491796 (72915), TERMINAL, FASTON 14-16 AWG, P/N A2272 (46522) REF. DES: LE6, LE7</p> | 2 |
| 15 | 72915 | 8331384 | SWITCH, TOGGLE | 2 |
| 16 | | | <p>LEAD, ELECTRICAL, MADE FROM; WIRE, 14 AWG, P/N 8491796 (72915), TERMINAL, FASTON 14-16 AWG, P/N A2272 (46522) REF. DES: HT22, H2TA, L53 THRU L59, GA3</p> | 8 |
| 17 | 72915 | 8237523 | SWITCH, RHEOSTAT | 2 |
| | | | END OF FIGURE | |



4833-037

Figure 37. Lights, Indicator.

| (1) ITEM NUMBER | (2) FSCM | (3) PART NUMBER | (4) DESCRIPTION AND USABLE ON CODE (UOC) | (5) QTY |
|-----------------------|-------------|-----------------------|--|------------|
| 1 | | | <p>GROUP 08 ELECTRICAL ACCESSORIES GROUP</p> <p>FIG. 37 LIGHTS, INDICATOR</p> <p>LEAD, ELECTRICAL, MADE FROM; WIRE, 14 AWG, P/N 8491796C (72915), TERMINAL, FASTON 14-16 AWG, P/N A2272 (46522) REF. DES: LOP, JL4, ETI, NIL, JLI, BN30, BPA6, BPA9, GR-L, SZA, 10721, NZA, NI, PC</p> | 12 |
| | | | BULB, BAYONET (GE 44) | 6 |
| | | | LENS, AMBER, LOW OIL PRESSURE | 1 |
| | | | LENS, RED, HOT ENGINE | 1 |
| | | | LENS, CLEAR, GROUND AND FUEL PUMP | 4 |
| | | | LAMP, HOLDER INDICATOR | 6 |
| | | | END OF FIGURE | |

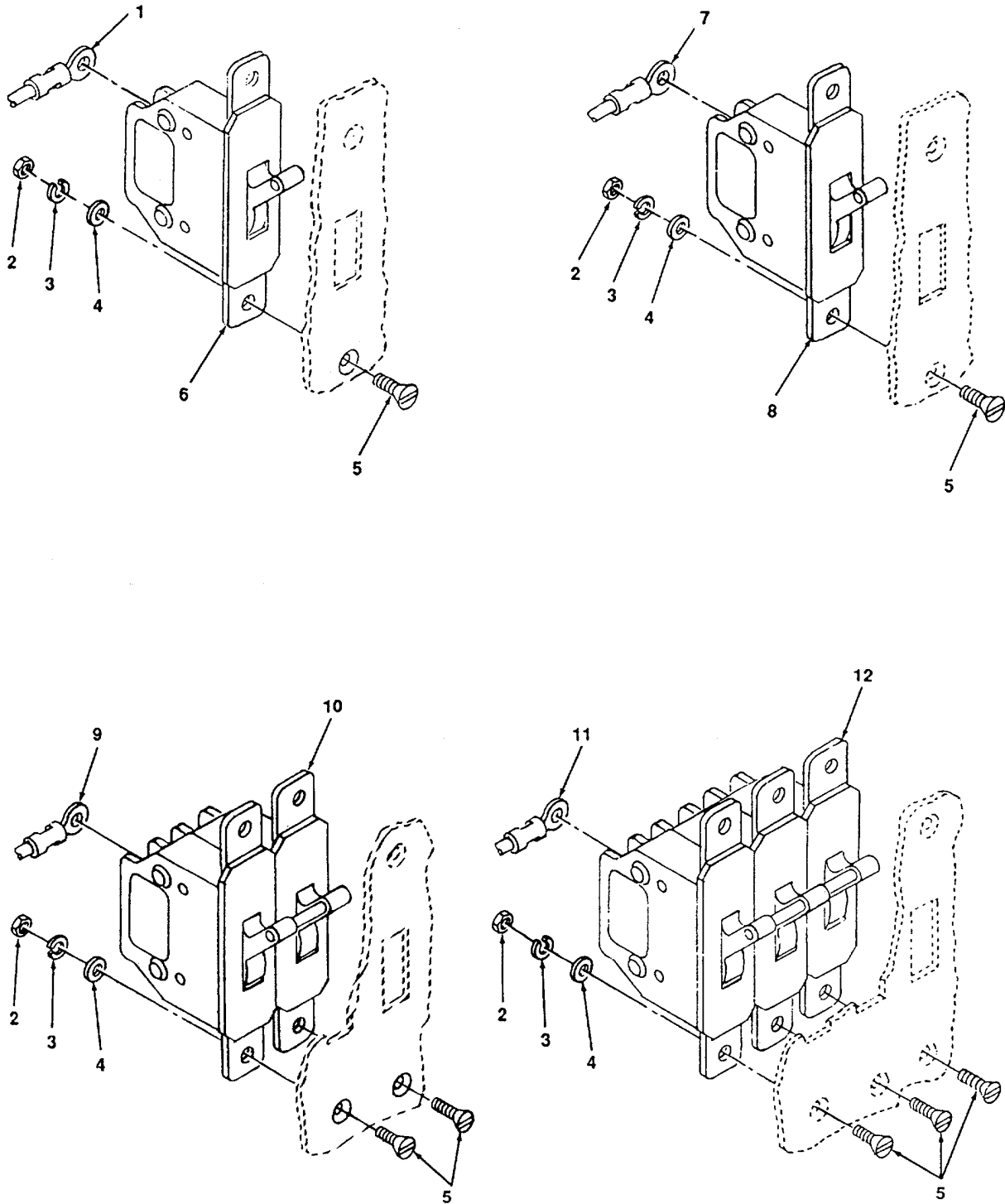


Figure 38. Circuit Breakers.

| (1) ITEM NUMBER | (2) FSCM | (3) PART NUMBER | (4) DESCRIPTION AND USABLE ON CODE (UOC) | (5) QTY |
|-----------------------|-------------|-----------------------|--|------------|
| | | | GROUP 08 ELECTRICAL ACCESSORIES GROUP FIG. 38 CIRCUIT BREAKERS | |
| 1 | | | LEAD, ELECTRICAL, MADE FROM; WIRE, 14 AWG, P/N 8491796 (72915), TERMINAL, LUG 14-16 AWG, P/N 8210498 (72915) REF. DES: CB50; STEP: CB51; GAGE: CB52, HTRI, CB53, HTR, GB53, 58, 13; SPARE 1, 2, 3 | 14 |
| 2 | 96906 | MS51967-03 | NUT, HEX, 1/4 IN. | 32 |
| 3 | 96906 | MS35338-44 | WASHER, LOCK, 1/4 IN. | 32 |
| 4 | 96906 | MS27183-10 | WASHER, FLAT, 1/4 IN. | 32 |
| 5 | 96906 | MS35206 | SCREW, FLAT HEAD, COUNTERSINK, 1/4 IN. | 32 |
| 6 | 72915 | 8458698 | CIRCUITBREAKER, SINGLE, 15AMP | 2 |
| 7 | | | LEAD, ELECTRICAL, MADE FROM; WIRE, 14 AWG, P/N 8491796 (72915), TERMINAL, FASTON 14-16 AWG, P/N 31906 (89110) REF. DES; CB4, 54, CB7, 5, 32, 59 | 6 |
| 8 | 72915 | 8458699 | CIRCUIT BREAKER, SINGLE, 30 AMP | 2 |
| 9 | | | LEAD, ELECTRICAL, MAKE FROM; WIRE, 14 AWG, P/N 8491796 (72915) TERMINAL, FASTON, 14-16 AWG, P/N 31906 (89110) REF. DES: | 2 |
| 10 | 72915 | 8458724 | CIRCUIT BREAKER, DOUBLE, 30 AMP | 4 |
| 11 | | | LEAD, ELECTRICAL, MADE FROM; WIRE, 14 AWG, P/N 8491796 (12915), TERMINAL, FASTON 14-16 AWG, P/N 31906 (89110) REF. DES: | 2 |
| 12 | 72915 | 8458742 | CIRCUIT BREAKER, TRIPLE, 30 AMP | 4 |
| | | | END OF FIGURE | |

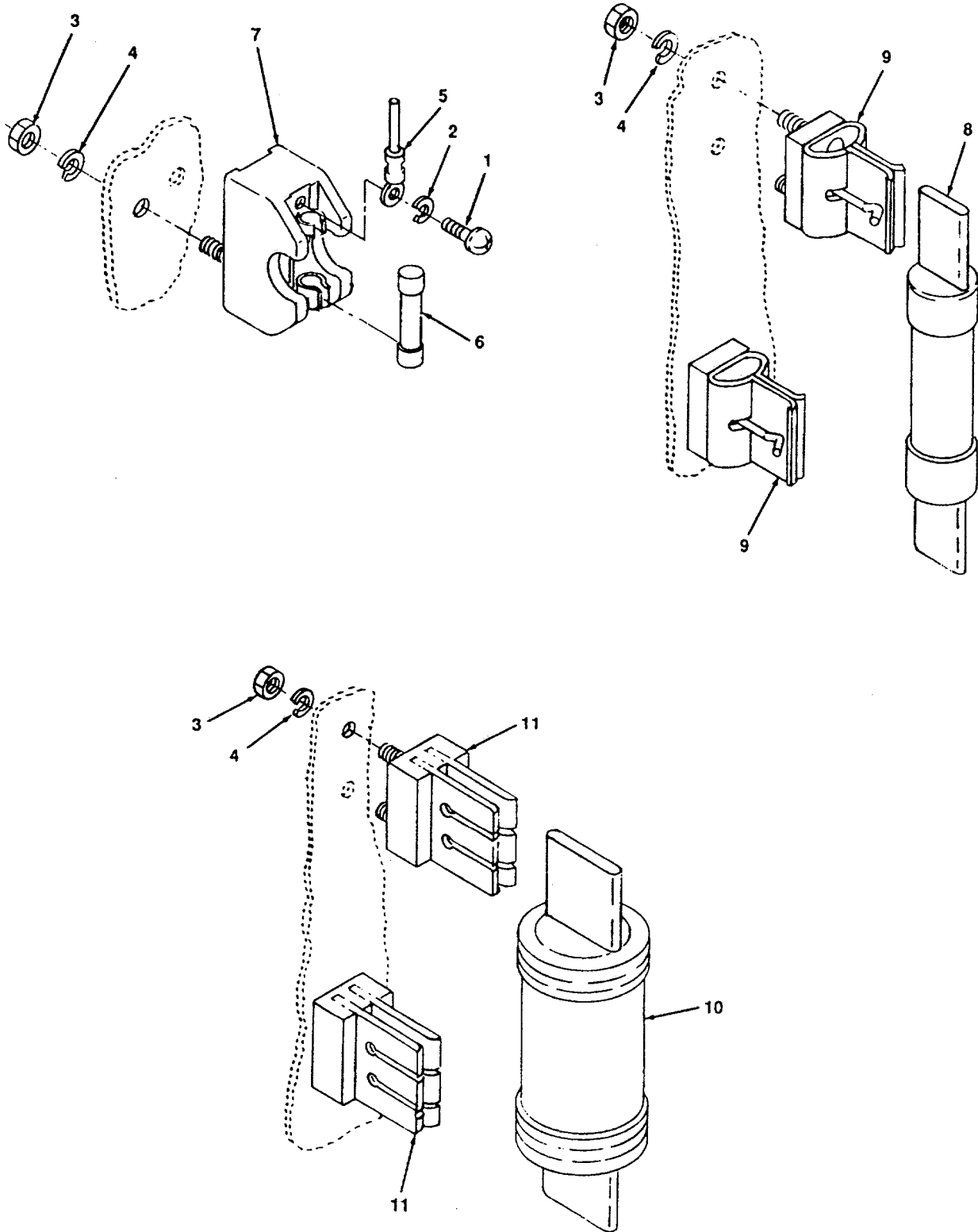


Figure 39. Fuses.

| (1) ITEM NUMBER | (2) FSCM | (3) PART NUMBER | (4) DESCRIPTION AND USABLE ON CODE (UOC) | (5) QTY |
|--|-------------|-----------------------|---|------------|
| GROUP 08 ELECTRICAL ACCESSORIES GROUP | | | | |
| FIG. 39 FUSES | | | | |
| 1 | 96906 | MS35206-276 | SCREW, FLAT HEAD, COUNTERSINK | 1 |
| 2 | 96906 | MS51967-03 | WASHER, LOCK 1/4 IN. | 1 |
| 3 | 96906 | MS51967-06 | NUT, HEX, 5/16 IN. | 10 |
| 4 | 96906 | MS35338-45 | WASHER, LOCK, 5/16 IN. | 10 |
| 5 | | | LEAD, ELECTRICAL, MADE FROM; WIRE, 14AWG, P/N 8491796 (72915), TERMINAL, LUG 1416AWG, P/N 31906 (89110), REF. DES: BCP, T, B, CB3, CB4, CB5, N60, 15 AMP; CB50, CB51, CB52, CB53, CB50 | 12 |
| 6 | 71400 | FRN-R-20 | FUSE, 15 AMP | 1 |
| 7 | 72915 | 8240649 | HOLDER, FUSE, 15 AMP | 1 |
| 8 | 71400 | EON-100 | FUSE, 100 AMP | 1 |
| 9 | 72915 | 8280180 | HOLDER, FUSE, 100 AMP | 1 |
| 10 | 72915 | 8060582 | FUSE, 400 AMP | 1 |
| 11 | 72915 | 8280182 | HOLDER, FUSE, 400 AMP | 1 |
| END OF FIGURE | | | | |

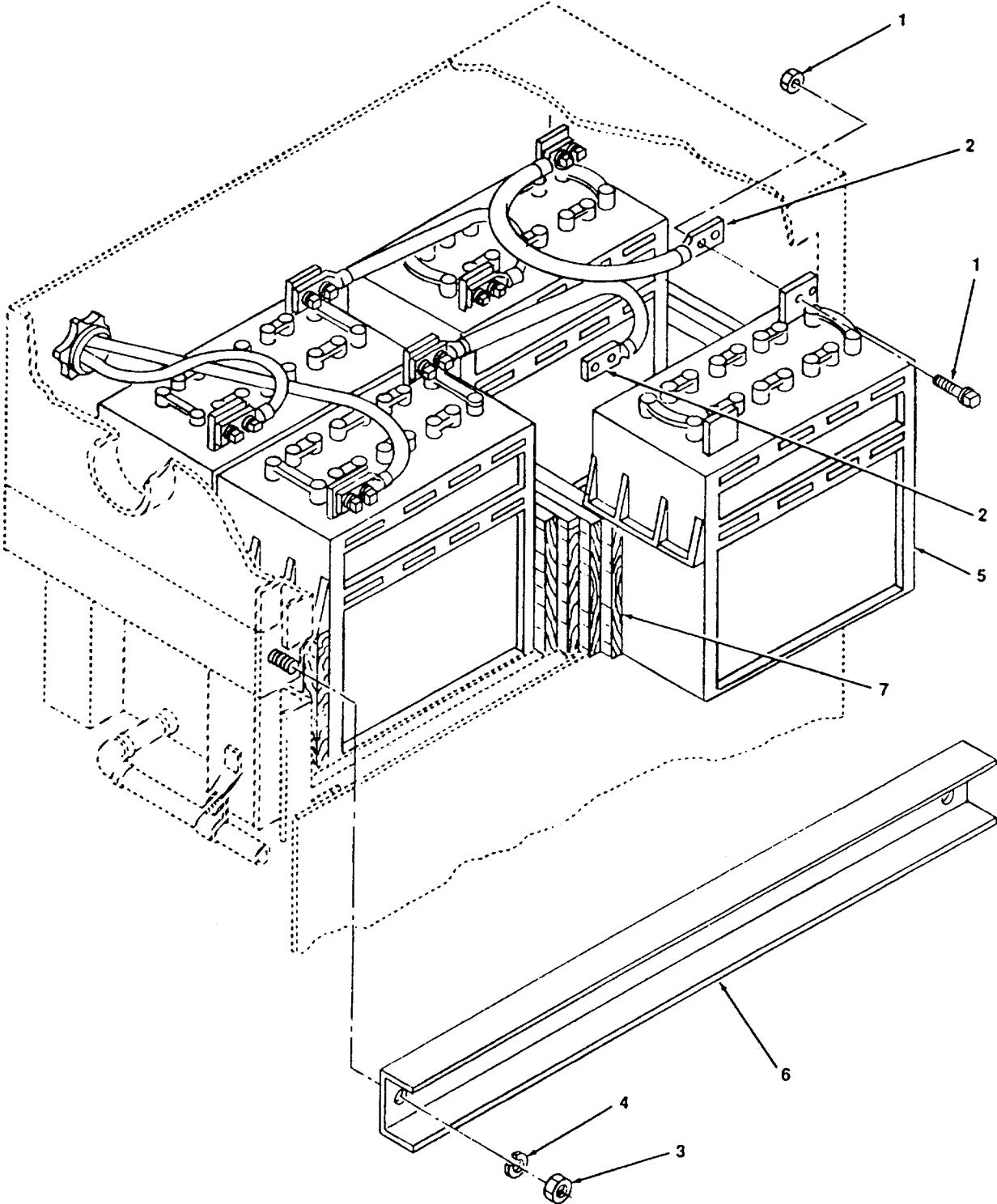


Figure 40. Batteries, Storage and Connections.

| (1) ITEM NUMBER | (2) FSCM | (3) PART NUMBER | (4) DESCRIPTION AND USABLE ON CODE (UOC) | (5) QTY |
|-----------------------|-------------|-----------------------|--|------------|
| | | | GROUP 08 ELECTRICAL ACCESSORIES | |
| | | | FIG. 40 BATTERIES, STORAGE AND CONNECTIONS | |
| 1 | 24446 | 8077275 | BOLT ASSEMBLY, TERMINAL CONNECTOR 14-16 BRASS | 16 |
| 2 | | | CABLE, 4/0 W/3/8 IN. STUD TERMINAL REF. DES: BY(-), BX(+) | 2 |
| 3 | 96906 | MS51967-18 | NUT, 9/16 | 2 |
| 4 | 96906 | MS27183-19 | WASHER, LOCK, 9/16 | 2 |
| 5 | 90660 | 4MS420 | BATTERY | 8 |
| 6 | 90615 | | BRACKET, BATTERY BOX | 1 |
| 7 | 90615 | | BLOCKS, WOOD, MAKE FROM; PLYWOOD, 3/4 IN. | V |
| | | | END OF FIGURE | |

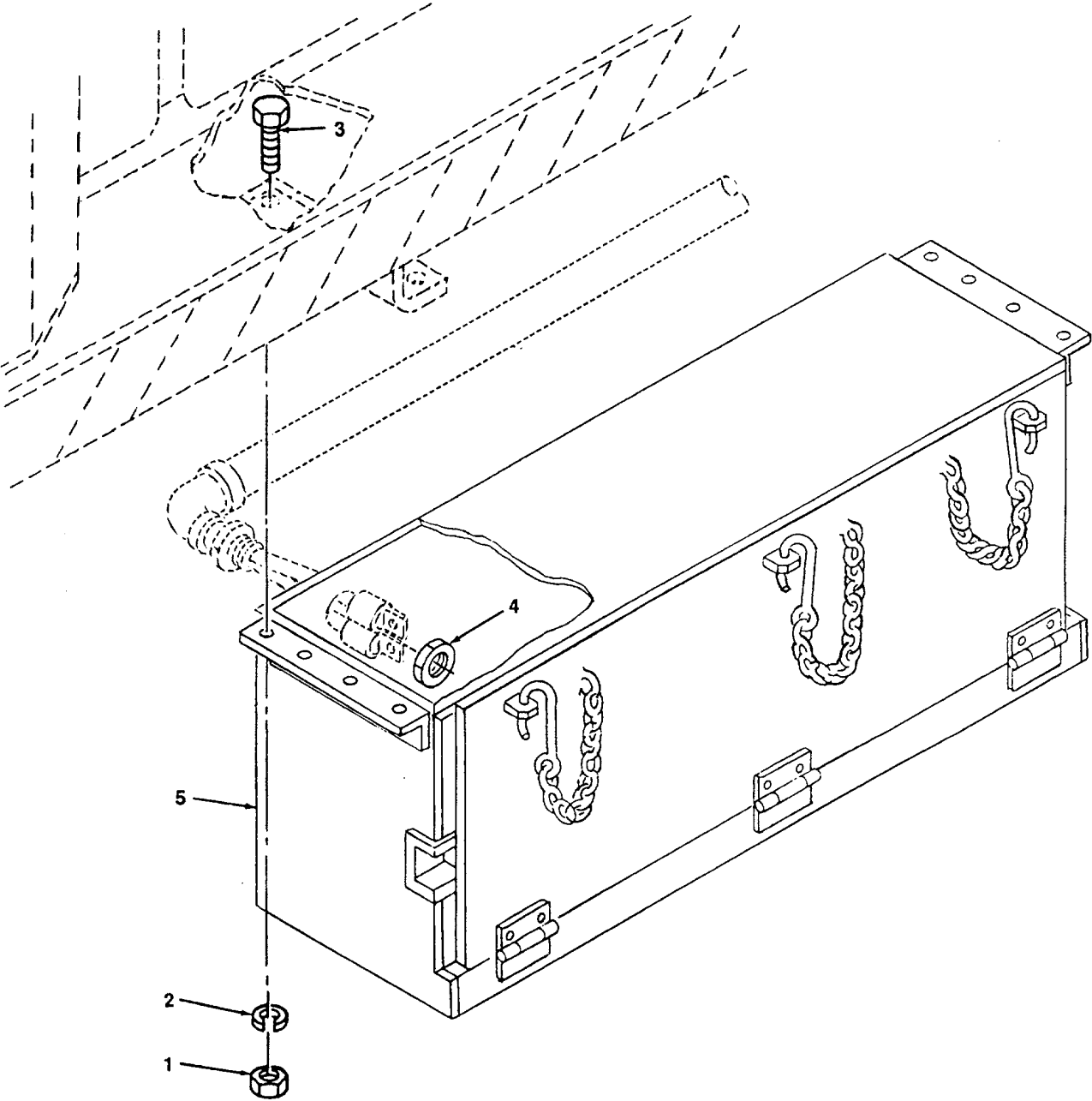


Figure 41. Battery, Box.

| (1) ITEM NUMBER | (2) FSCM | (3) PART NUMBER | (4) DESCRIPTION AND USABLE ON CODE (UOC) | (5) QTY |
|-----------------------|-------------|-----------------------|---|------------|
| | | | GROUP 08 ELECTRICAL ACCESSORIES | |
| | | | FIG. 41 BATTERY BOX | |
| 1 | 96906 | MS51967-18 | NUT, 9/16 | 8 |
| 2 | 96906 | MS35338-49 | WASHER, LOCK, 9/16 | 8 |
| 3 | 96906 | MS90725-138 | SCREW, HEX-HEAD, 9/16 X 1 1/2 | 8 |
| 4 | 06865 | 146 | LOCK NUT, CONDUIT | 1 |
| 5 | 90615 | | BOX ASSEMBLY, BATTERY | 1 |
| | | | END OF FIGURE | |

1
2 THRU 6

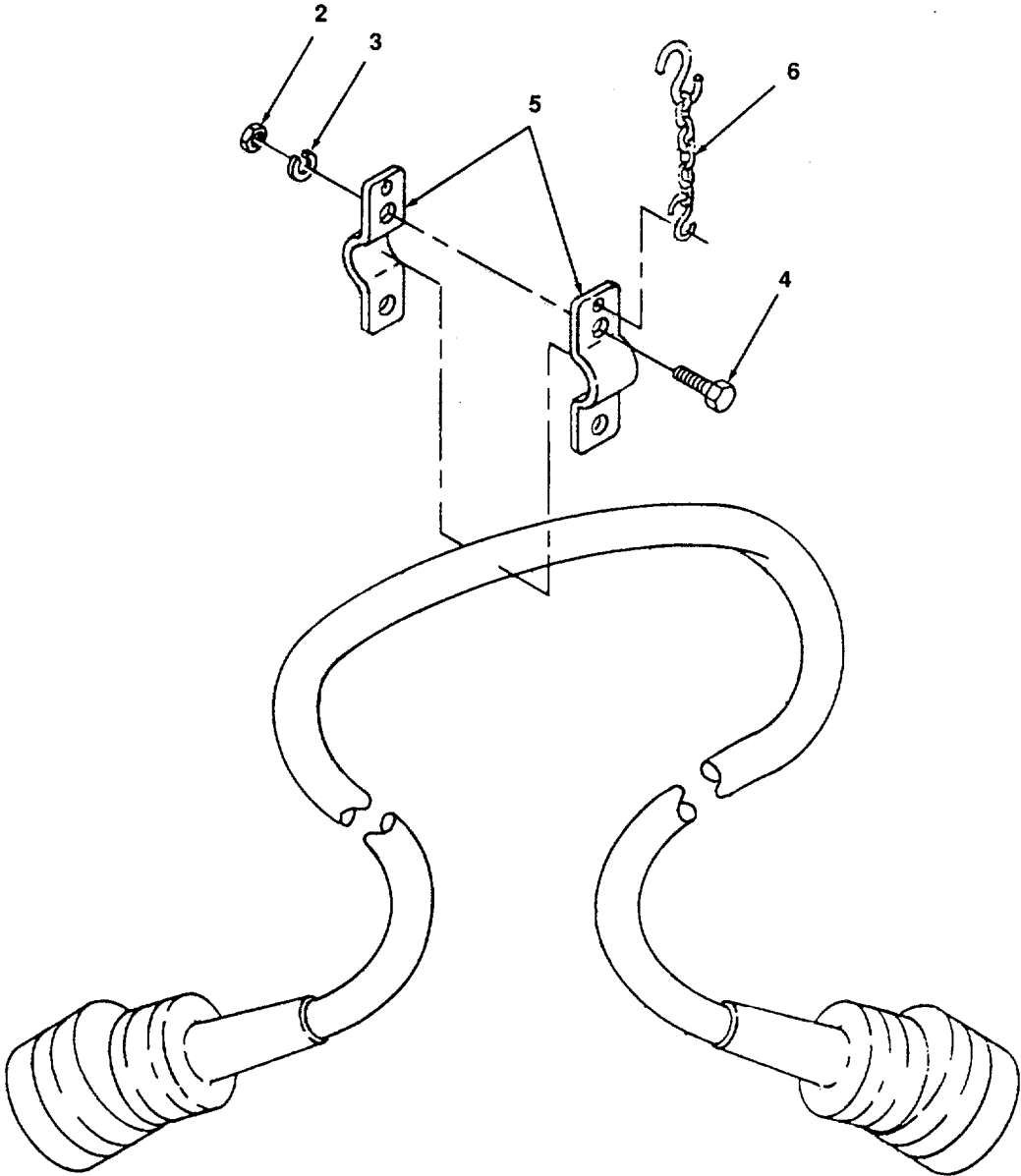
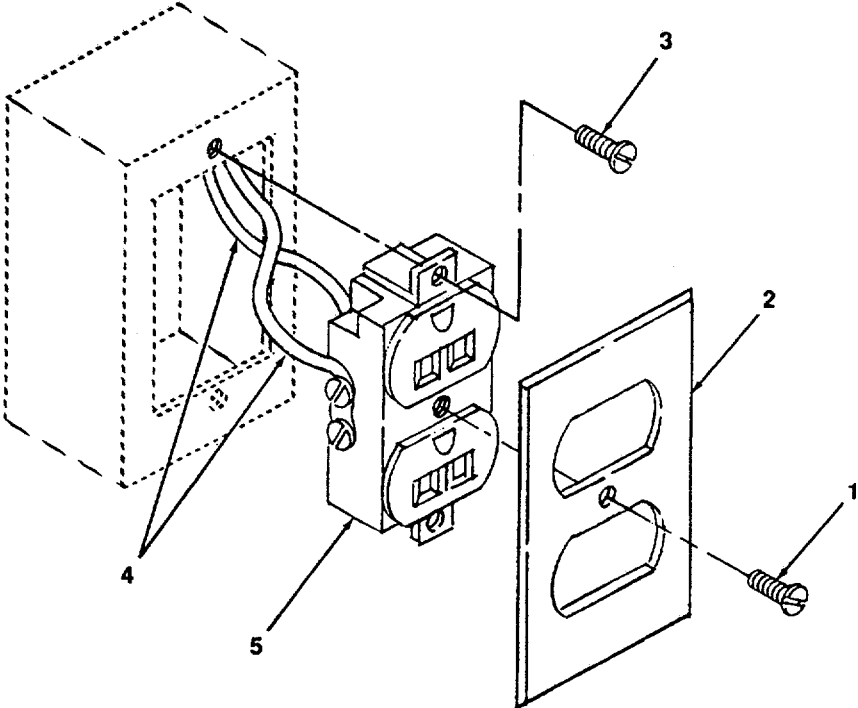


Figure 42. Jumper, Multiple Unit Control .

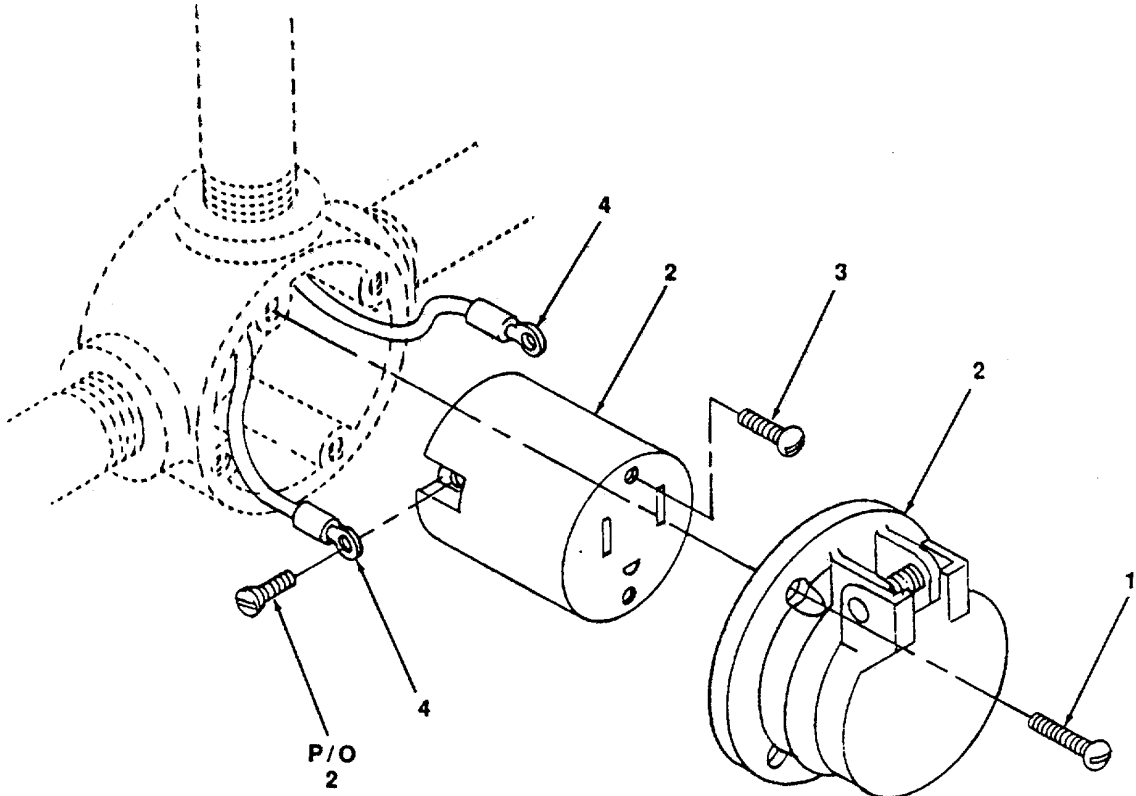
| (1) ITEM NUMBER | (2) FSCM | (3) PART NUMBER | (4) DESCRIPTION AND USABLE ON CODE (UOC) | (5) QTY |
|-----------------------|-------------|-----------------------|--|------------|
| | | | GROUP 08 ELECTRICAL ACCESSORIES | |
| | | | FIG. 42 JUMPER, MULTIPLE-UNIT CONTROL | |
| 1 | 24446 | 332-B255G55 | JUMPER CABLE, ASSEMBLY | 2 |
| 2 | 96906 | MS51967-09 | NUT, HEX, 3/8-16-UNC | 2 |
| 3 | 96906 | MS35338-45 | WASHER, 3/8 | 2 |
| 4 | 96906 | MS90725-66 | SCREW, CAP, 3/8-16-UNC | 2 |
| 5 | | | CLAMP, JUMPER | 1 |
| 6 | | | CHAIN AND HOOKS | 1 |
| | | | END OF FIGURE | |



4833-043

Figure 43. Receptacle, Electrical Equipment, Cabinet Convenience .

| (1) ITEM NUMBER | (2) FSCM | (3) PART NUMBER | (4) DESCRIPTION AND USABLE ON CODE (UOC) | (5) QTY |
|-----------------------|-------------|-----------------------|---|------------|
| | | | GROUP 08 ELECTRICAL ACCESSORIES | |
| | | | FIG. 43 RECEPTACLE, ELECTRICAL EQUIPMENT CABINET, CONVENIENCE | |
| 1 | 96906 | MS35206-2 | SCREW | 1 |
| 2 | | | PLATE, STANDARD RECEPTACLE | 1 |
| 3 | 96906 | MS35206-8 | SCREW | 2 |
| 4 | | | LEAD, ELECTRICAL, MAKE FROM; WIRE, 14 AWG, P/N 8491796 (72915), REF. DES: BCH, RECN | 2 |
| 5 | 24446 | 7430884P1 | RECEPTACLE, STANDARD | 1 |
| | | | END OF FIGURE | |



4833-044

Figure 44. Receptacle, Engine Compartment Convenience .

| (1) ITEM NUMBER | (2) FSCM | (3) PART NUMBER | (4) DESCRIPTION AND USABLE ON CODE (UOC) | (5) QTY |
|-----------------------|-------------|-----------------------|---|------------|
| | | | GROUP 08 ELECTRICAL ACCESSORIES | |
| | | | FIG. 44 RECEPTACLE, ENGINE COMPARTMENT, CONVENIENCE | |
| 1 | 96906 | MS35206-283- | SCREW, PAN HEAD, 1/4-20X 1 IN. | 4 |
| 2 | 15235 | G5126 | RECEPTACLE | 1 |
| 3 | 96906 | MS35206-232 | SCREW, #10 | 2 |
| 4 | | | LEAD, ELECTRICAL, MAKE FROM; WIRE, 14 AWG, P/N 8491796 (72915), TERMINAL 14-16 AWG, STUD #10, P/N 31906 (891 1 0) | 2 |
| | | | END OF FIGURE | |

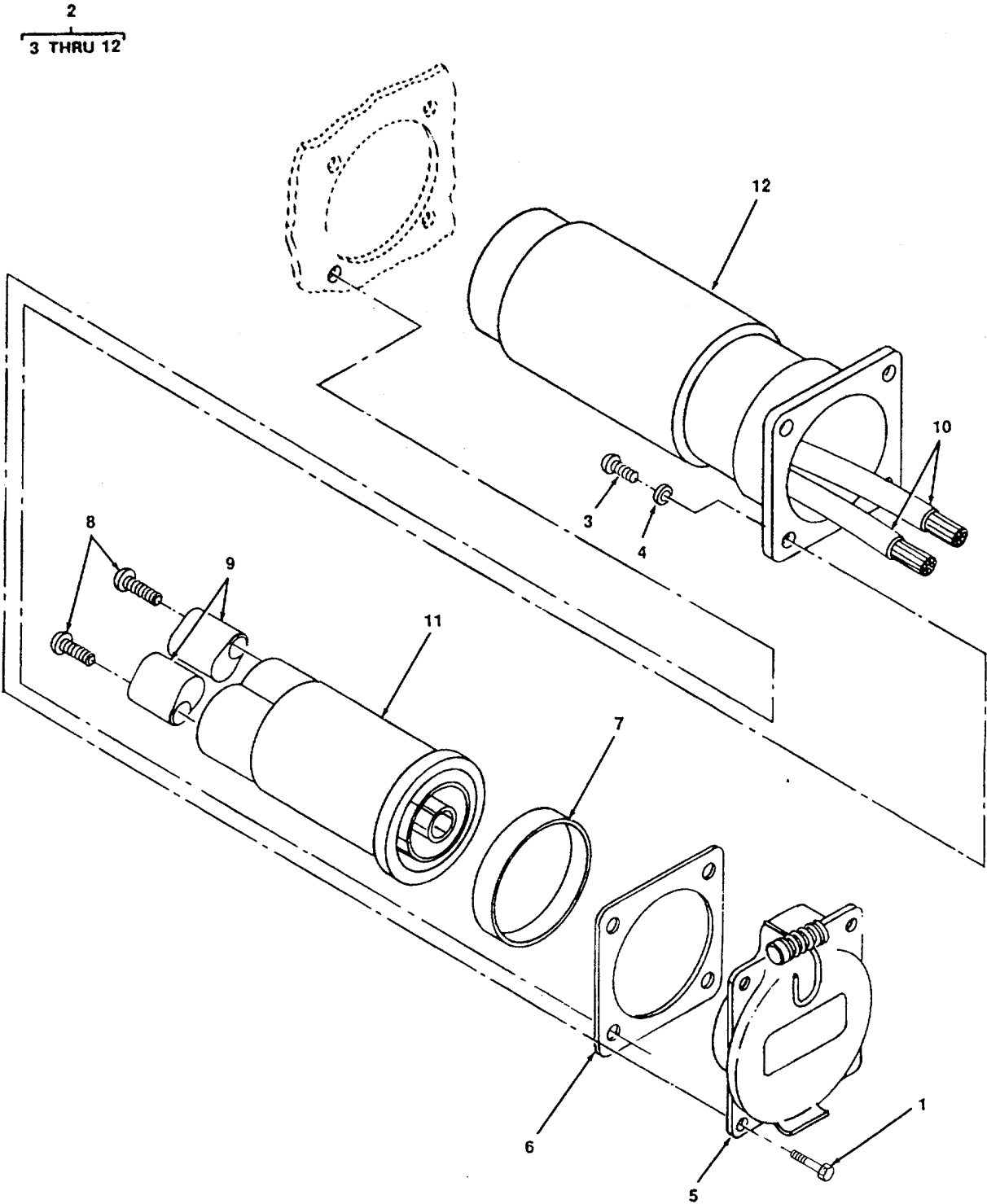


Figure 45. Receptacle, Battery Charging .

| (1) ITEM NUMBER | (2) FSCM | (3) PART NUMBER | (4) DESCRIPTION AND USABLE ON CODE (UOC) | (5) QTY |
|---|-------------|-----------------------|---|------------|
| GROUP 08 ELECTRICAL ACCESSORIES | | | | |
| FIG. 45 RECEPTACLE, BATTERY CHARGING | | | | |
| 1 | 96906 | MS90725-14 | SCREW, HEX-HEAD 1/4 X 2 | 4 |
| 2 | 72915 | 8087530 | RECEPTACLE ASSEMBLY, BATTERY CHARGING | 1 |
| 3 | 96906 | MS35206-338 | SCREW, PAN HEAD #10 | 4 |
| 4 | 96906 | MS35338-43 | WASHER, LOCK | 4 |
| 5 | | | CAP, RECEPTACLE | 1 |
| 6 | | | GASKET, CAP | 1 |
| 7 | | | SLEEVE, INSULATION | 1 |
| 8 | 96906 | MS35206-271 | SCREW, #10 | 2 |
| 9 | | | TERMINAL | 2 |
| 10 | | | LEAD, ELECTRICAL, MAKE FROM; WIRE, 14 AWG, P/N 8491796 (72915) | V |
| 11 | | | RECEPTACLE | 1 |
| 12 | | | HOUSING, RECEPTACLE | 1 |
| END OF FIGURE | | | | |

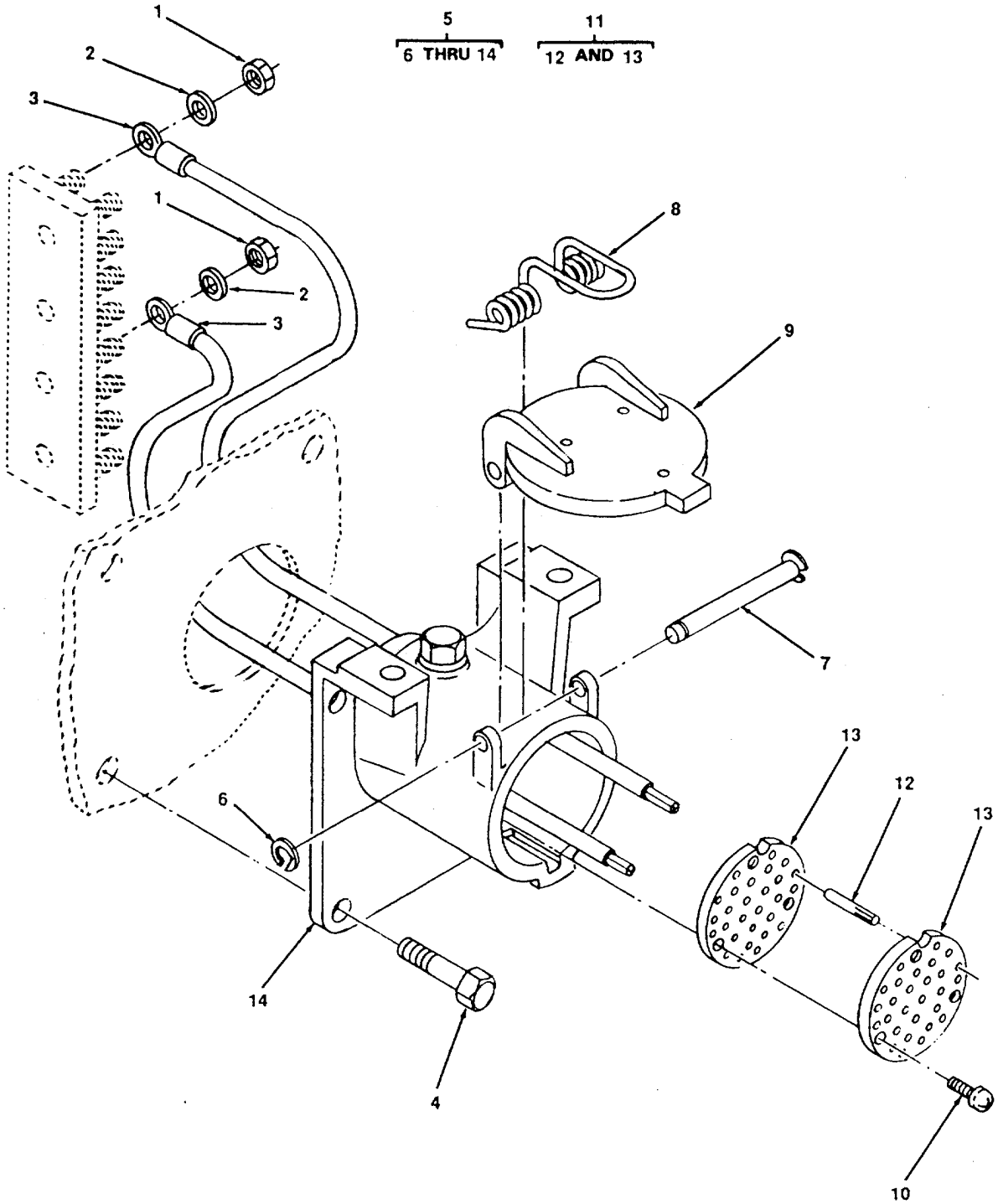
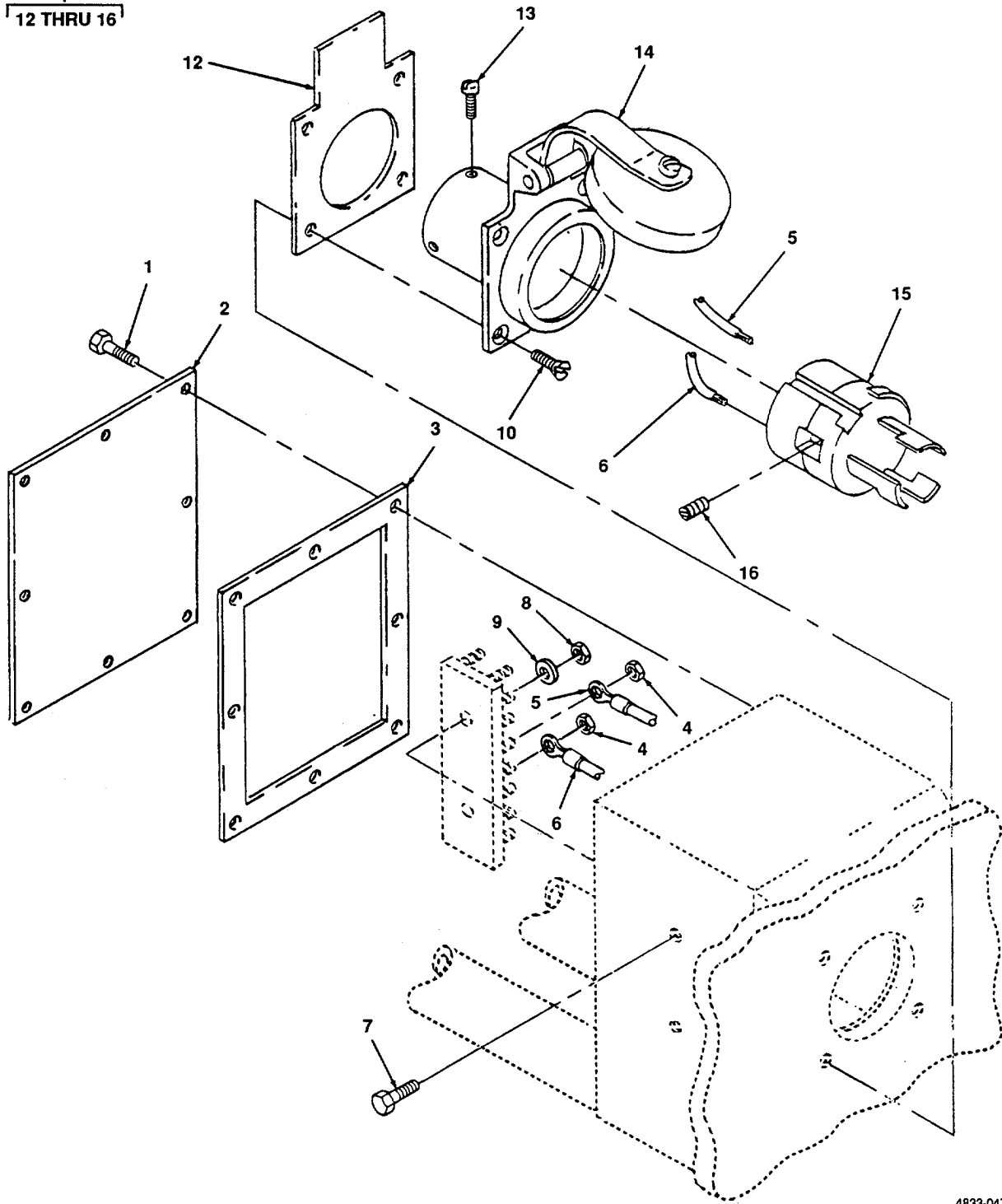


Figure 46. Receptacle, Multi-Unit .

| (1) ITEM NUMBER | (2) FSCM | (3) PART NUMBER | (4) DESCRIPTION AND USABLE ON CODE (UOC) | (5) QTY |
|-----------------------|-------------|-----------------------|--|------------|
| | | | GROUP 08 ELECTRICAL ACCESSORIES | |
| | | | FIG. 46 RECEPTACLE, MULTI-UNIT | |
| 1 | 07858 | 830288 | NUT, LOCKING | 4 |
| 2 | 96906 | MS27183-10 | WASHER, FLAT | |
| 3 | | | LEAD, ELECTRICAL, MADE FROM; 12 AWG, PIN 8491796 (72915) TERMINAL, 3/8 PIN 31900 (89110) REF. DES: TB2, MUR-1 MUR-5, MUR-7, MUR-9, MUR-11, MUR-13, MUR-15, MUR-17, MUR-19, MUR-21, MUR-23, MUR-26, MUR-24, MUR-2, MUR-4, MUR-6, MUR-8, MUR-10, MUR-12, MUR 14, MUR 16, MUR 20, MUR-25, MUR 2, MUR22, TB 3; MUF-1 MUF-7, MUF-10, MUF-13, MUF-16, MUF-19, MUF-14, MUF-2, MUF-3, MUF-6, MUF-8, MUF-9, MUF-12, MUF-15, MUF-17, MUF-18, MUF-20, MUF-21, MUF-23, MUF-25 | 47 |
| 4 | 96906 | MS90725-60 | SCREW, HEX-HEAD | 4 |
| 5 | 72915 | 8149683 | RECEPTACLE, MULTIPLE UNITASSEMBLY | 1 |
| 6 | 24446 | | RING, SNAP | 1 |
| 7 | 24446 | | SHAFT, HOUSING COVER | 1 |
| 8 | 49367 | WWR7 | SPRING, HOUSING COVER | 1 |
| 9 | 49367 | WWR5 | COVER, HOUSING | 1 |
| 10 | 96906 | | SCREW, PAN-HEAD | 3 |
| 11 | 24446 | | PIN, ASSEMBLY | 1 |
| 12 | 24446 | | PIN, ELECTRICAL LEAD CONNECT | 32 |
| 13 | 96906 | | PLATE, INSULATOR | 2 |
| 14 | 72915 | 332B562G31 | HOUSING, RECEPTACLE | 1 |
| | | | END OF FIGURE | |

11
|
12 THRU 16

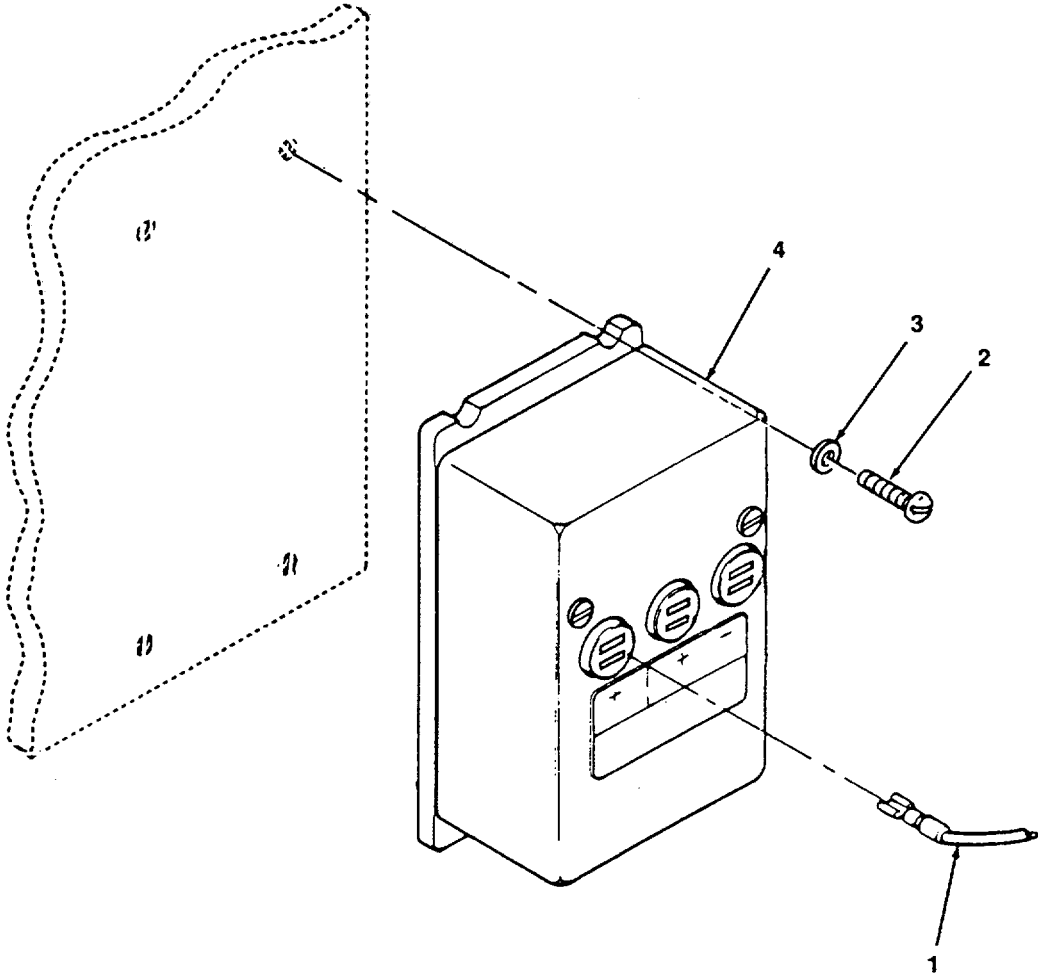


4833-047

4833-047

Figure 47. Receptacle, Engine Heater .

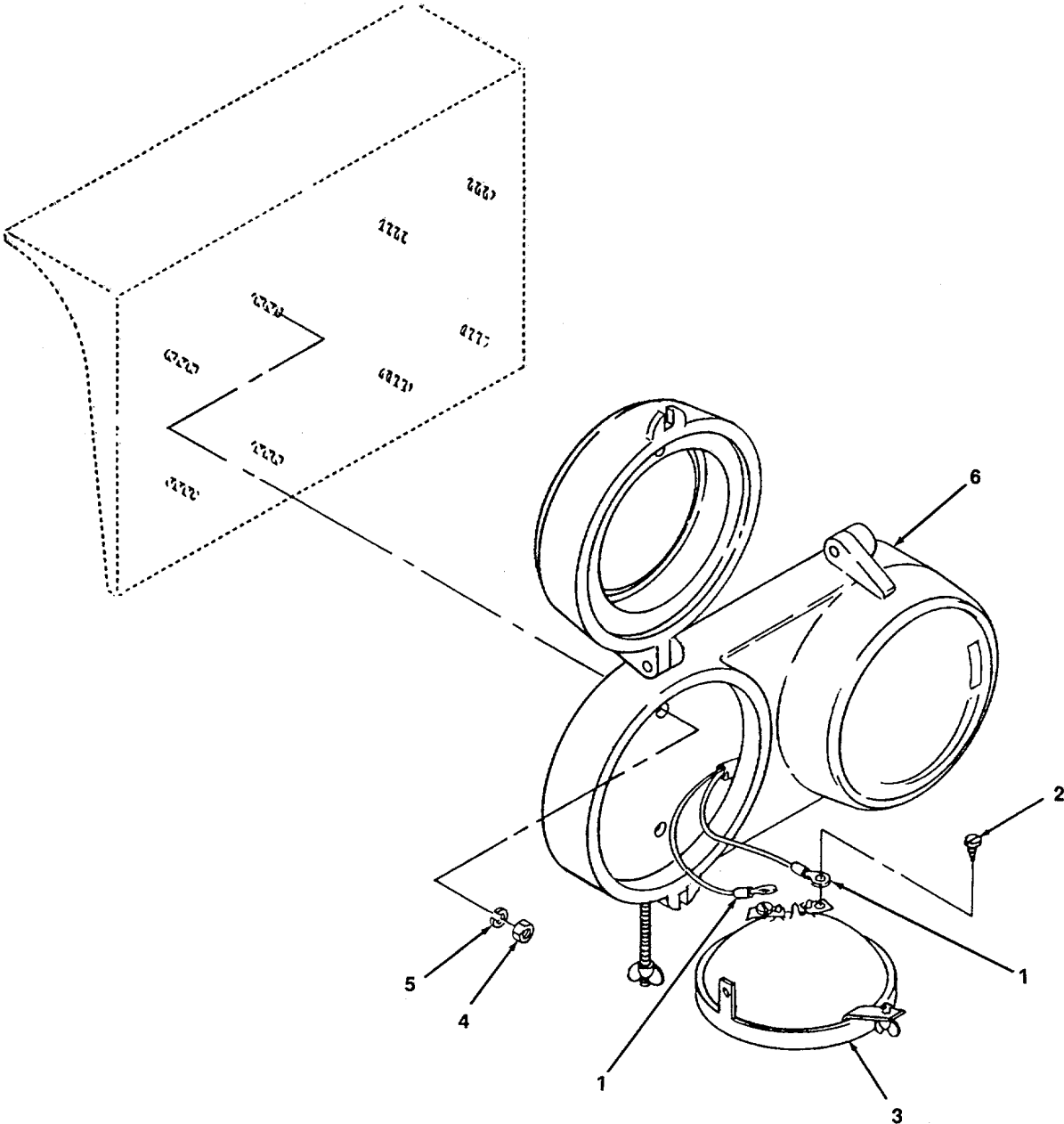
| (1) ITEM NUMBER | (2) FSCM | (3) PART NUMBER | (4) DESCRIPTION AND USABLE ON CODE (UOC) | (5) QTY |
|-----------------------|-------------|-----------------------|---|------------|
| | | | GROUP 08 ELECTRICAL ACCESSORIES | |
| | | | FIG. 47 RECEPTACLE, ENGINE HEATER | |
| 1 | 96906 | MS-24617 | SCREW, SHEETMETAL, PAN HEAD #10 | 8 |
| 2 | 07858 | 57-0270-1 | COVER, BACK | 1 |
| 3 | 07858 | 57-0270-2 | GASKET | 1 |
| 4 | 07858 | 830288 | NUT, HEX, SELF LOCKING, 1/4 IN. | 4 |
| 5 | | | LEAD, ELECTRICAL, 12 AWG STD, MADE FROM; P/N 849176 (72915), TERMINAL, 1/4 IN. STUD, 31900 (89110) REF. DES; (TB1), HT1N, HT2N, HT11, HT11A, HT2, HT2A | 2 |
| 6 | | | LEAD, ELECTRICAL, 6 AWG STD, MADE FROM; P/N 9326091 (72915), TERMINAL, 1/4 IN. STUD P/N 31900 (89110), REF. DES; HT1, HT1A, HT22 | 2 |
| 7 | 96906 | MS35206-283 | SCREW, PAN HEAD | 2 |
| 8 | 96906 | MS51922-1 | NUT, LOCKING .25-20 X .75 | 2 |
| 9 | 96906 | MS27183-10 | WASHER, FLAT, .25 ROUND | 2 |
| 10 | 96906 | 24616 | SCREWS, FLATHEAD, #10 | 4 |
| 11 | 07858 | 63CR72 | RECEPTACLE, ENGINE HEATER ASSY. | 2 |
| 12 | 07858 | | GASKET | 1 |
| 13 | 07858 | | SCREW | 3 |
| 14 | 07858 | | RECEPTACLE, HOUSING | 1 |
| 15 | 07858 | | RECEPTACLE | 1 |
| 16 | 07858 | | SCREW, SET | 3 |
| | | | END OF FIGURE | |



4833-048

Figure 48. Timer .

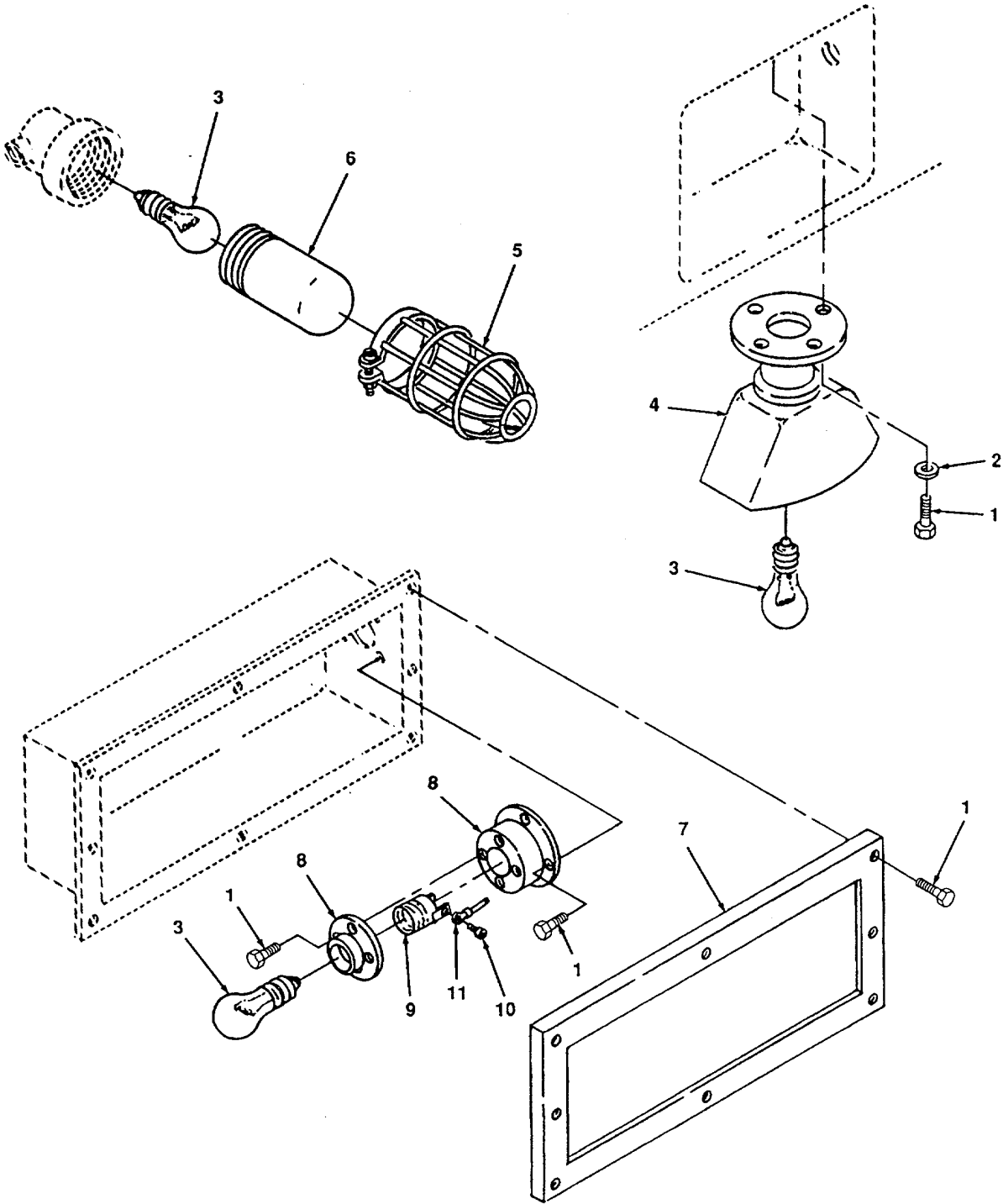
| (1) ITEM NUMBER | (2) FSCM | (3) PART NUMBER | (4) DESCRIPTION AND USABLE ON CODE (UOC) | (5) QTY |
|-----------------------|-------------|-----------------------|---|------------|
| 1 | | | <p>GROUP 08 ELECTRICAL ACCESSORIES</p> <p>FIG. 48 TIMER</p> <p>LEAD, ELECTRICAL, MAKE FROM; 14 AWG, P/N 8491796 (72915) TERMINAL, SPADE 16-14 AWG, P/N 640905 (89110), REF. DES; TN, ATP, TP HLRN</p> | 3 |
| 2 | 96906 | MS35206-8 | SCREW, PAN HEAD (10-32 X 1 IN.) | 4 |
| 3 | 96906 | MS27183-8 | WASHER, FLAT#10 | 4 |
| 4 | 30187 | 872-32 | TIMER | 1 |
| | | | <p>END OF FIGURE</p> | |



4833-049

Figure 49. Headlamps .

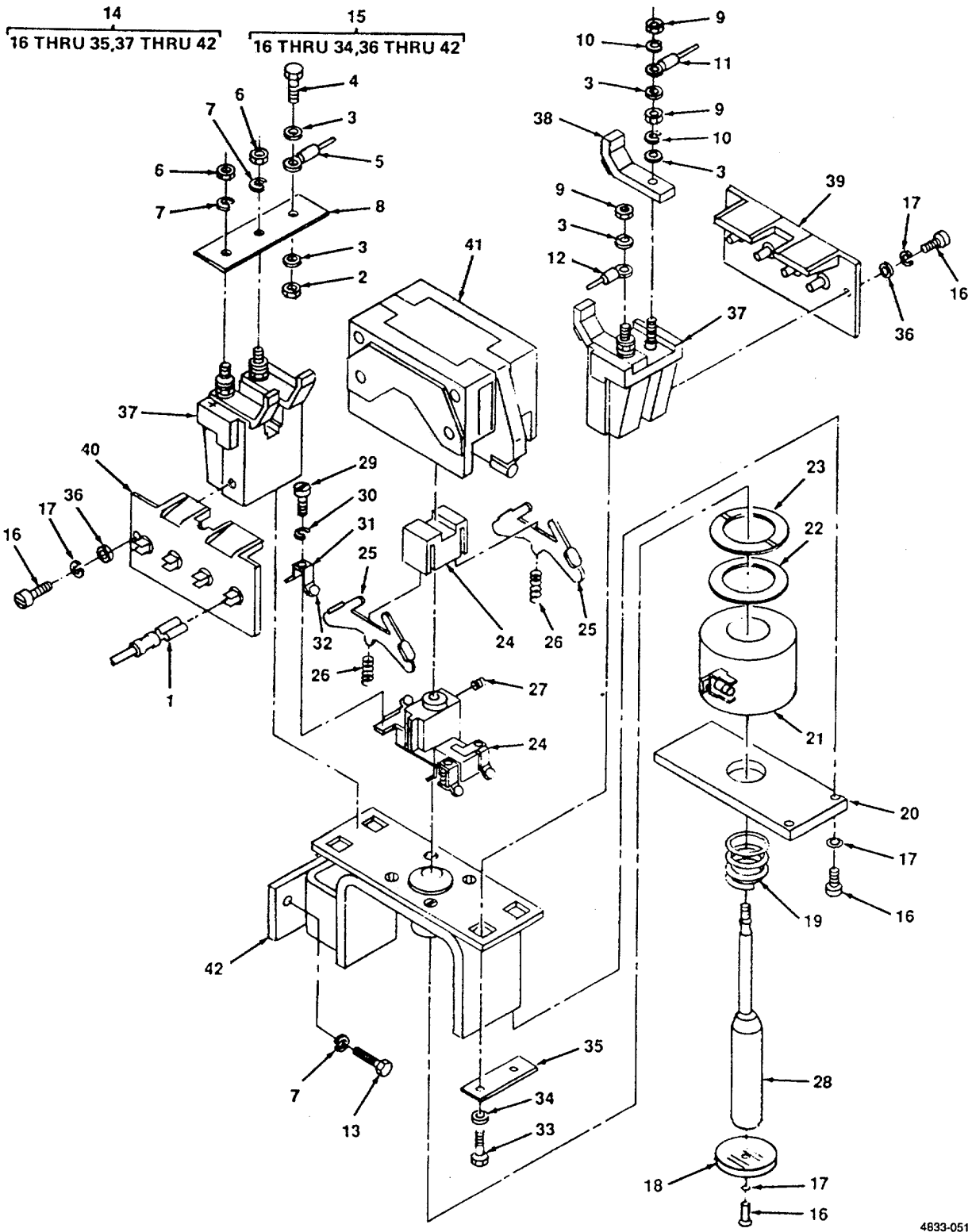
| (1) ITEM NUMBER | (2) FSCM | (3) PART NUMBER | (4) DESCRIPTION AND USABLE ON CODE (UOC) | (5) QTY |
|-----------------------|-------------|-----------------------|--|------------|
| 1 | | | <p>GROUP 09 LIGHT GROUP</p> <p>FIG. 49 HEAD LAMPS</p> <p>LEADS, ELECTRICAL, MAKE FROM; 12 AWG, WIRE, P/N 846057 (72915) AND TERMINAL LUG P/N 8123281 (72915) REF. DES; HD3, HLRN</p> | 4 |
| 2 | 96906 | MS27167-8 | SCREW, #10 | 2 |
| 3 | 01857 | RC-14585-ED | BEAM, SEALED | 4 |
| 4 | 96906 | MS51967-06 | NUT, 5/16 IN. | 8 |
| 5 | 96906 | MS35338-45 | WASHER, LOCK, 5/16 IN. | 8 |
| 6 | 01857 | 14585-ED | FRAME, HEADLIGHT ASSEMBLY | 2 |
| | | | END OF FIGURE | |



4833-050

Figure 50. Lights , Steps, Engine Room, Number and Cab .

| (1) ITEM NUMBER | (2) FSCM | (3) PART NUMBER | (4) DESCRIPTION AND USABLE ON CODE (UOC) | (5) QTY |
|-----------------------|-------------|-----------------------|--|------------|
| | | | GROUP 09 LIGHT GROUP | |
| | | | FIG. 50 LIGHTS, STEPS, ENGINE ROOM, NUMBER AND CAB | |
| 1 | 96906 | MS90715-64 | SCREW, HEX, 3/8 X 1 1/2 IN. LONG | 26 |
| 2 | 96906 | MS27183-14 | WASHER, FLAT, 3/8 IN. | 24 |
| 3 | 35321 | SYL11654 | LIGHT BULB | 1 |
| 4 | 24446 | 41A200358P1 | STEP, LIGHT | 4 |
| 5 | 72915 | 8047227 | GUARD, WIRE | 4 |
| 6 | 72915 | 8004613 | GLOBE, GLASS | 4 |
| 7 | | | PLATE, NUMBER | 1 |
| 8 | 49367 | MLR11H | HOUSING, SOCKET ASSEMBLY | 1 |
| 9 | 49367 | BLB1 | SOCKET, LIGHT | 1 |
| 10 | 96906 | MS35206-2 | SCREW | 2 |
| 11 | | | LEAD, ELECTRICAL, MADE FROM; WIRE, 14 AWG P/N 8491796 (72915) TERMINAL, 14-16 AWG STUD #10, P/N 31906 (891 10) | 4 |
| | | | END OF FIGURE | |

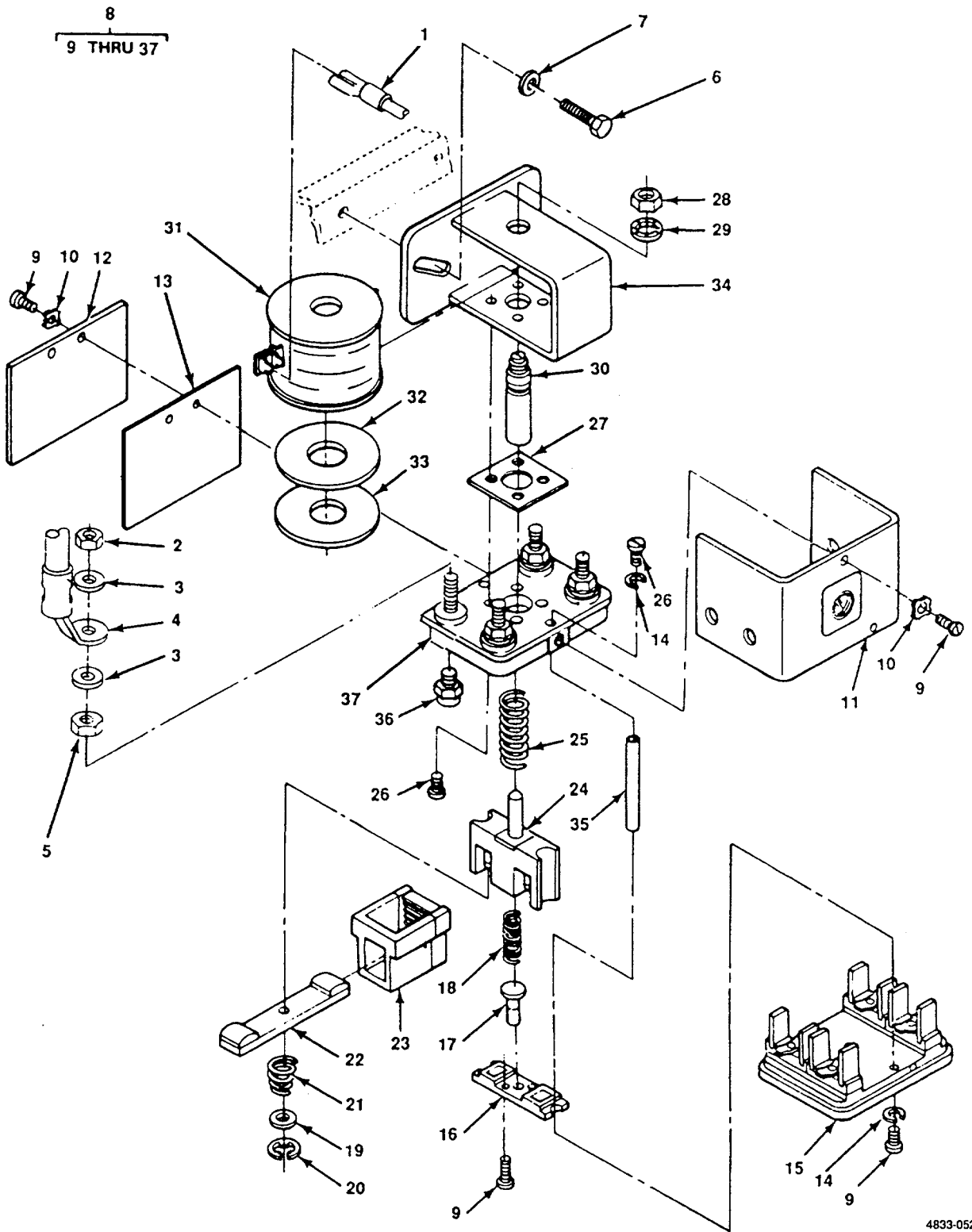


4833-051

Figure 51. Contactor, Battery Field and Shunt Field.

| (1) ITEM NUMBER | (2) FSCM | (3) PART NUMBER | (4) DESCRIPTION AND USABLE ON CODE (UOC) | (5) QTY |
|-----------------------|-------------|-----------------------|--|------------|
| | | | GROUP 10 CONTROLS, ELECTRICAL GROUP | |
| | | | FIG. 51 CONTACTOR, BATTERY FIELD AND SHUNT FIELD | |
| 1 | | | LEAD, ELECTRICAL, MADE FROM WIRE, 14 AWG, P/N 847054 (72915) TERMINAL, 14 AWG FASTON P/N 8250906 (72915), REF DES: 6B, 6B1, 6G | 3 |
| 2 | 96906 | MS15922-49 | NUT, HEX, 5/8 | 4 |
| 3 | 96906 | MS27183-24 | WASHER, FLAT, 5/8 | 6 |
| 4 | 96906 | MS90725-159 | SCREW, HEX, 5/8 | 2 |
| 5 | | | LEAD, ELECTRICAL, MADE FROM; WIRE 8 AWG, P/N 9094884 (72915) TERMINAL 8 AWG, STUD 3/8 IN. P/N 324045 (72915) REF DES; ITEM 14, GF1-, GF+, N66, N67 | |
| 6 | 96906 | 142212 | NUT, HEX, REF. DES; ITEM 14 | 6 |
| 7 | 96906 | 120423 | WASHER, LOCK, 1/4 IN. | 11 |
| 8 | 96906 | 8240751 | CONTACT, MAIN MOVABLE, ITEM 14 | 2 |
| 9 | 96906 | 5939163 | NUT, LOCK | 4 |
| 10 | 96906 | 121801 | WASHER, LOCK, #10 INT. TOOTH | 16 |
| 11 | | | LEAD, ELECTRICAL, MADE FROM WIRE, 14 AWG P/N 847054 (72915), TERMINAL, 14 AWG LUG P/N 81232A1 (72915) REF. DES; ITEM 15, N65, N66, 6FC | 2 |
| 12 | | | LEAD, ELECTRICAL, MADE FROM; WIRE, 12 AWG P/N 9326091 (72915) TERMINAL, LUG P/N 8123281 (72915) REF. DES; ITEM 15, EX1-, EX1+ | 2 |
| 13 | 96906 | MS90725-9 | SCREW, HEX 1/2 X 1-1/4. | 4 |
| 14 | 72915 | 8200709 | CONTACTOR ASSEMBLY, BATTERY FIELD | 1 |
| 15 | 72915 | 8251126 | CONTACTOR ASSEMBLY, SHUNT FIELD | 1 |
| 16 | 72915 | 8208916 | SCREW, CAP, SOCKETHEAD | 1 |
| 17 | 72915 | 138530 | WASHER, LOCK, INT. TOOTH | 9 |
| 18 | 72915 | 8208919 | WASHER, CAP, 1 1/2 IN. L.D. | 1 |
| 19 | 72915 | 8208918 | SPRING, COMPRESSION, REEE LENGTH 1 11/32 IN. LONG | 1 |
| 20 | 72915 | 8208911 | PLATE, YOKE END | 1 |
| 21 | 72915 | 8208928 | COIL, MAGNET | 1 |

| (1) ITEM NUMBER | (2) FSCM | (3) PART NUMBER | (4) DESCRIPTION AND USABLE ON CODE (UOC) | (5) QTY |
|--|-------------|-----------------------|---|------------|
| FIG. 51 CONTACTOR, BATTERY FIELD AND SHUNT FIELD (CONT) | | | | |
| 22 | 72915 | 8208913 | WASHER, COIL SHIM, FISH PAPER | 4 |
| 23 | 72915 | 8360526 | WASHER, COIL, SPRING, BERRYLLIUM COPPER | 1 |
| 24 | 72915 | 8208925 | CARRIER ASSEMBLY, CONTACT | 1 |
| 25 | 72915 | 8208924 | CARRIER, MOVABLE CONTACT | 1 |
| 26 | 72915 | 8247541 | SPRING, COMPRESSION 17/32 IN. LONG | 2 |
| 27 | 72915 | 131970 | SCREW, MACHINE SET SOCKETHEAD | 1 |
| 28 | 72915 | 8278221 | PLUNGER, MAGNET | 1 |
| 29 | 72915 | 426885 | SCREW, MACHINE 6-32 X9/16 FIL. HD. BRASS | 4 |
| 30 | 72915 | 138526 | WASHER, LOCK #6, INT. TOOTH | 4 |
| 31 | 72915 | 8190094 | BRIDGE ASSEMBLY | 4 |
| 32 | 72915 | 8190091 | STUD ASSEMBLY | 8 |
| 33 | 72915 | 130021 | SCREW, HEX-HEAD, SUPPORT MTG., 1/4-20 X 7/8 | 4 |
| 34 | 72915 | 120423 | WASHER, LOCK, 1/4 IN. TOOTH | 4 |
| 35 | 72915 | 8253755 | BAR, TERM. 1-1/2 X 3/4 X 1/16-(2) 3/16 DIA. HOLES, REF. DES: ITEM 15 | 2 |
| 36 | 72915 | 8130023 | WASHER, FLAT #8, BRASS | 4 |
| 37 | 72915 | 8241521 | SUPPORT ASSEMBLY, CONTACT | 2 |
| 38 | 72915 | 8208931 | CONTACT, STATIONARY | 4 |
| 39 | 72915 | 8309895 | SUPPORT ASSEMBLY, LH | 1 |
| 40 | 72915 | 8309894 | SUPPORT ASSEMBLY, RH | 1 |
| 41 | 72915 | 8208933 | CHUTE, ARC | 1 |
| 42 | 72915 | 8208926 | MOUNTING ASSEMBLY, MAGNET YOKE | 1 |
| END OF FIGURE | | | | |



4833-052

Figure 52. Contactor, Starting.

| (1) ITEM NUMBER | (2) FSCM | (3) PART NUMBER | (4) DESCRIPTION AND USABLE ON CODE (UOC) | (5) QTY |
|-----------------------|-------------|-----------------------|---|------------|
| | | | GROUP 10 CONTROLS, ELECTRICAL GROUP | |
| | | | FIG. 52 CONTACTOR, STARTING | |
| 1 | | | LEAD, ELECTRICAL, MADE FROM; WIRE, 14 AWG, P/N 847057 (72915) AND TERMINAL 14 AWG, FASTON P/N 825096 (72915) REF. DES: | 2 |
| 2 | 96906 | 8173590 | NUT, LOCK, 3/8-24 | 8 |
| 3 | 96906 | 446367 | WASHER, FLAT, 3/8 | 4 |
| 4 | | | LEAD, ELECTRICAL, MADE FROM; 3-0 CABLE, P/N (72915), TERMINAL, LUG, P/N (72915) REF. DES: STP, BN6, GP3, GS | 3 |
| 5 | 72915 | 114550 | NUT, MACHINE, 5/8-18 BRASS | 4 |
| 6 | 96906 | MS90725-60 | SCREW, HEX-HEAD, 3/8 | 2 |
| 7 | 96906 | MS27183-14 | WASHER, FLAT, 3/8 | 2 |
| 8 | 72915 | 8415485 | CONTACTOR, ASSEMBLY, STARTING | 1 |
| 9 | 72915 | 9418178 | SCREW, 1/4 IN. PAN HEAD | 4 |
| 10 | 96906 | MS27183-10 | WASHER, FLAT, 1/4 IN. | 4 |
| 11 | 72915 | 8209960 | COVER ASSEMBLY | 1 |
| 12 | 72915 | 1492627 | COVER, BACKPLATE | 1 |
| 13 | 72915 | 8261149 | INSULATOR | 1 |
| 14 | 96906 | MS35338-44 | WASHER, LOCK | 1 |
| 15 | 72915 | 8409381 | BASE, CONTACT PLATE MOUNTING | 1 |
| 16 | 72915 | 8209973 | GUIDE, PLUNGER | 2 |
| 17 | 72915 | 8209963 | PIN, INTERLOCK | 2 |
| 18 | 72915 | 8209954 | SPRING, OVERRIDE | 2 |
| 19 | 72915 | 274611 | RING, RETAINING | 2 |
| 20 | 72915 | 120385 | WASHER, PLAIN #10 | 2 |
| 21 | 72915 | 8209972 | SPRING, CARRIER, 5/8 OD X 1/4 ID X 9/16 IN. | 2 |
| 22 | 72915 | 8209971 | BRUSH ASSEMBLY, MOVABLE CONTACT | 4 |
| 23 | 72915 | 8009958 | CHUTE ASSEMBLY, ARC | 4 |
| 24 | 72915 | 8209957 | PLUNGER ASSEMBLY | 1 |
| 25 | 72915 | 8133293 | SPRING, PLUNGER LIFT | 1 |
| 26 | 72915 | 131970 | SCREW, MACHINE | 8 |
| 27 | 72915 | 8261150 | PLATE, INSULATING | 1 |
| 28 | 72915 | 124934 | NUT, JAM, HEX | 1 |
| 29 | 72915 | 138549 | WASHER, LOCK, 1/2 INTERNAL TOOTH | 1 |

| (1) ITEM NUMBER | (2) FSCM | (3) PART NUMBER | (4) DESCRIPTION AND USABLE ON CODE (UOC) | (5) QTY |
|-----------------------|-------------|-----------------------|---|------------|
| | | | FIG. 52 CONTACTOR, STARTING (CONT) | |
| 30 | 72915 | 8409384 | STOP CORE | 1 |
| 31 | 72915 | 8409385 | COIL, MAGNET, 140 OHMS. | 1 |
| 32 | 72915 | | WASHER, INSULATING | 1 |
| 33 | 72915 | 820617 | WASHER, SPRING | 1 |
| 34 | 72915 | 8409385 | COIL, ASSEMBLY, COVER | 1 |
| 35 | 72915 | 8209954 | PIN, GUIDE | 1 |
| 36 | 72915 | 8209964 | CONTACT, STATIONARY | 4 |
| 37 | 72915 | 8209968 | CONTACT ASSEMBLY | 1 |
| | | | END OF FIGURE | |

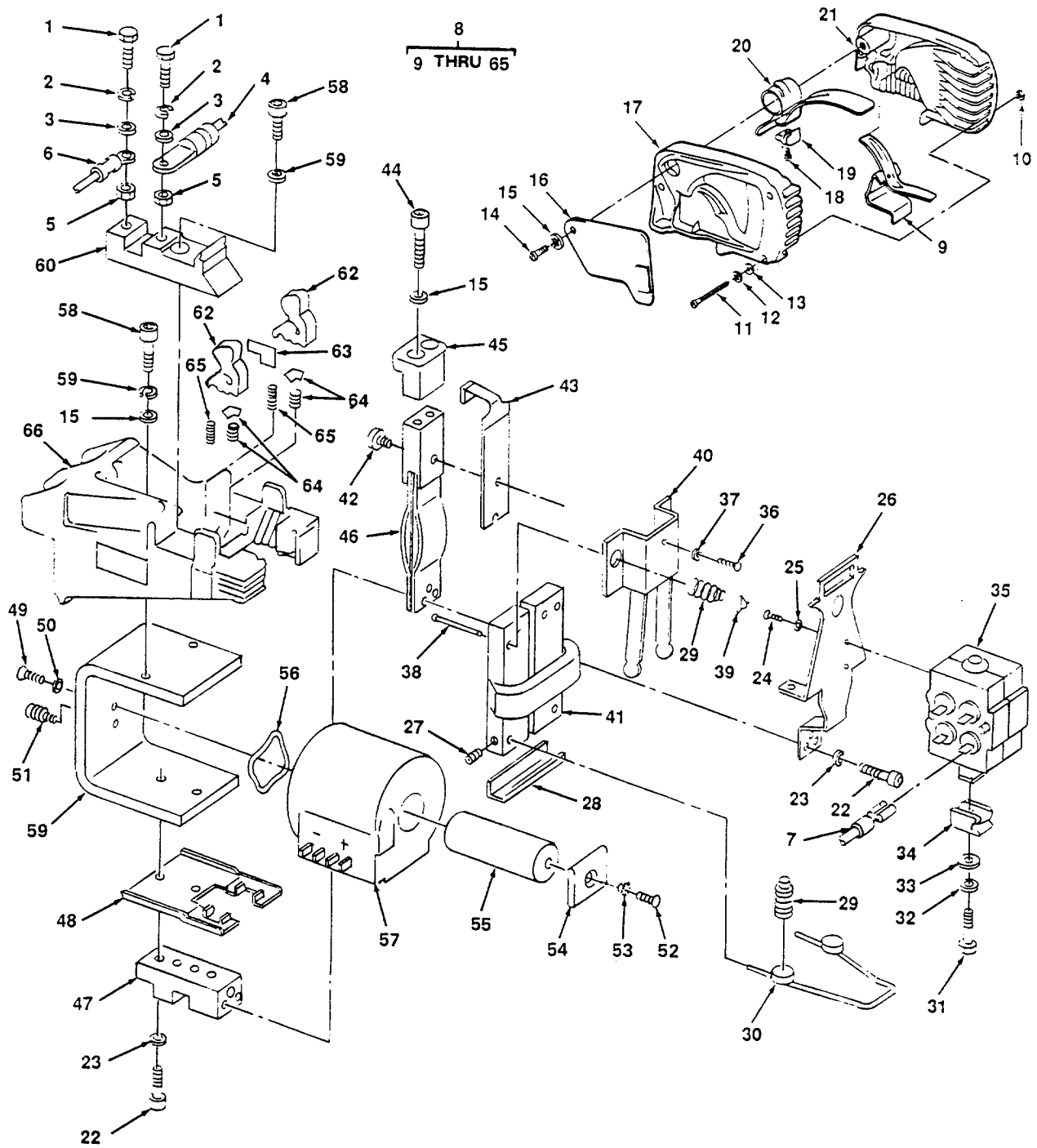


Figure 53. Contactor, Power.

| (1) ITEM NUMBER | (2) FSCM | (3) PART NUMBER | (4) DESCRIPTION AND USABLE ON CODE (UOC) | (5) QTY |
|--|-------------|-----------------------|--|------------|
| GROUP 10 CONTROLS, ELECTRICAL GROUP | | | | |
| FIG. 53 CONTACTOR, POWER | | | | |
| 1 | 72915 | 9421707 | SCREW, HEX5/16-18 SOCKETHEAD | 2 |
| 2 | 72915 | 120214 | WASHER, LOCK 5/16 | 2 |
| 3 | 72915 | 120393 | WASHER, FLAT, 5/16 | 2 |
| 4 | | | CABLE, ELECTRICAL 4/0, 5/16 STUD, REF. DES: P1, GP, GP3 | |
| 5 | 96906 | MS51922-9 | NUT, ELECTRICAL LEAD, 5/16 | 1 |
| 6 | | | LEAD, ELECTRICAL, MADE FROM; WIRE 14 AWG P/N 8491796 (72915) AND TERMINAL 14 AWG STUD P/N 31900 (89110) REF. DES: P2, GPR14 | 1 |
| 7 | | | LEAD, ELECTRICAL, MADE FROM; WIRE, 14 AWG SPADE P/N A2272 (46522), REF. DES: P1; N5, N11, M06, 16AB, 16B, GPR14. P2; N13, N11, M56, 6E, 16A | 1 |
| 8 | 72915 | 8461331 | CONTACTOR, POWER ASSEMBLY | 1 |
| 9 | 72915 | 8454295 | SPRING, LATCH, ARC RUNNER | 1 |
| 10 | 72915 | 120622 | NUT, MACHINE, 1/4 IN. | 3 |
| 11 | 72915 | 132007 | SCREW, MACHINE 1/4X21N.FILHD. | 3 |
| 12 | 72915 | 138530 | WASHER, FLAT#8, EXT. TOOTH | 3 |
| 13 | 72915 | 8130020 | WASHER, FLAT#8 | 3 |
| 14 | 72915 | 9415796 | SCREW, HEX, 1/4-20X5/8 IN. | 2 |
| 15 | 72915 | 120423 | WASHER, LOCK, 1/4 IN. INT. TOOTH | 2 |
| 16 | 72915 | 8407716 | PLATE, POLE | 1 |
| 17 | 72915 | 8407470 | CHUTE, LH MOLDING, ROUND TYPE | 1 |
| 18 | 72915 | 132110 | SCREW, 10-32 X 7/16 IN. FIL HD | 2 |
| 19 | 72915 | 121801 | WASHER, LOCK#10, INT.TOOTH | 2 |
| 20 | 72915 | 8407472 | COIL, BLOWOUT AND ARC RUNNER | 1 |
| 21 | 72915 | 8407471 | CHUTE, RH, ROUNDTYPE | 1 |
| 22 | 72915 | 454479 | SCREW, HEX, CAP, 1/4-20, SOCKET HEAD | 2 |
| 23 | 72915 | 120380 | WASHER, LOCK, 1/4 IN. | 2 |
| 24 | 72915 | 133634 | SCREW, FLAT HEAD, 10/32 X 1/2 | 1 |
| 25 | 72915 | 138597 | WASHER, LOCK, COUNTERSINK, EXT. TOOTH | 2 |
| 26 | 72915 | 8468993 | BRACKET, INTERLOCK SUPPORT | 1 |
| 27 | 72915 | 102569 | SCREW, SET, 1/4-20 X 1/4 SOCKET HEAD | 2 |

| (1) ITEM NUMBER | (2) FSCM | (3) PART NUMBER | (4) DESCRIPTION AND USABLE ON CODE (UOC) | (5) QTY |
|--|-------------|-----------------------|---|------------|
| FIG. 53 CONTACTOR, POWER (CONT) | | | | |
| 28 | 72915 | 8375524 | SHIM, ARMATURE | 1 |
| 29 | 72915 | 8468985 | SPRING, RETURN, 1-25/32 IN. LONG.-13/14 ID | 4 |
| 30 | 72915 | 8390892 | LEVER ASSEMBLY, INTERLOCK | 1 |
| 31 | 72915 | 9415798 | SCREW, HEX, 1/4-20 | 1 |
| 32 | 72915 | 120423 | WASHER, LOCK, 1/4 IN. INT. TOOTH | 1 |
| 33 | 72915 | 8269680 | WASHER, BELLEVILLE, 1/4 ID X 3/4 OD-1/64 | 1 |
| 34 | 72915 | 8409983 | BOBBIN, INTERLOCK OPERATOR, 1/4 ID | 1 |
| 35 | 72915 | 8329110 | INTERLOCK ASSEMBLY | 1 |
| 36 | 72915 | 225842 | SCREW, HEX, CAP, 10-32 X 1/2 SOCKET HEAD | 1 |
| 37 | 72915 | 8463503 | WASHER, LOCK #10 DISH TYPE, INT. TOOTH | 1 |
| 38 | 72915 | 8468984 | PIN, SHOULDER | 1 |
| 39 | 72915 | 8468835 | WASHER, | 1 |
| 40 | 72915 | 8468986 | IRON ASSEMBLY, HOLD ON | 1 |
| 41 | 72915 | 8370480 | ARMATURE ASSEMBLY, SPLIT TYPE | 1 |
| 42 | 72915 | 132110 | SCREW, ARC TIP MOUNTING | 2 |
| 43 | 72915 | 8407132 | TIP, ASSEMBLY MOVABLE ARC | 1 |
| 44 | 72915 | 8354706 | SCREW, CAP, 1/4-20 X 1 3/4 SOCKET HEAD | 2 |
| 45 | 72915 | 8339390 | CONTACT ASSEMBLY, MAIN MOVABLE | 1 |
| 46 | 72915 | 8468983 | SUPPORT ASSEMBLY, MOVABLE CONTACT | 1 |
| 47 | 72915 | 8468981 | TERMINAL ASSEMBLY, BOTTOM | 1 |
| 48 | 72915 | 8468982 | GUIDE, ARMATURE | 1 |
| 49 | 72915 | 8354705 | SCREW, CAP, 5/16-18 X 1 FLAT SOCKET HEAD | 1 |
| 50 | 72915 | 134512 | WASHER, LOCK, 5/18 COUNTERSINK, EXT. TOOTH | 1 |
| 51 | 72915 | 8370483 | INSULATOR, GLASS 5/8 X 13/16 IN. | 1 |
| 52 | 72915 | 8354704 | SCREW, CAP, 1/4-20 X 3/4 FLAT HEAD | 1 |
| 53 | 72915 | 138604 | WASHER, LOCK, 1/4 COUNTERSINK, EXT. TOOTH | 1 |
| 54 | 72915 | 8339340 | PLATE, POLE | 1 |
| 55 | 72915 | 9339339 | CORE, MAGNET | 1 |
| 56 | 72915 | 8339341 | WASHER, WAVE | 1 |
| 57 | 72915 | 4739365G2 | COIL | 1 |
| 58 | 72915 | 9421707 | SCREW, BRACKETMOUNTING | 4 |
| 59 | 72915 | 120214 | WASHER, LOCK | 1 |
| 60 | 72915 | 8375504 | YOKE, MAGNET, U-TYPE | 1 |
| 61 | 72915 | 8339355 | CONTACTASSEMBLY, TOP STATIONARY | 1 |

| (1) ITEM NUMBER | (2) FSCM | (3) PART NUMBER | (4) DESCRIPTION AND USABLE ON CODE (UOC) | (5) QTY |
|-----------------------|-------------|-----------------------|---|------------|
| 62 | 72915 | 8441833 | FIG. 53 CONTACTOR, POWER (CONT) | 1 |
| 63 | 72915 | 8441834 | CONTACT, STATIONARY | 1 |
| 64 | 72915 | 8441836 | SPACER, CONTACT, GLASS, POLYESTER | 1 |
| 65 | 72915 | 8441836 | SPRING, PIVOT, INCLUDES CAP | 2 |
| 66 | 72915 | 8379138 | SPRING, WIPE | 2 |
| | | 8350271 | BRACKET, MOLDED SUPPORT, TOP TERM. | 1 |
| | | | END OF FIGURE | |

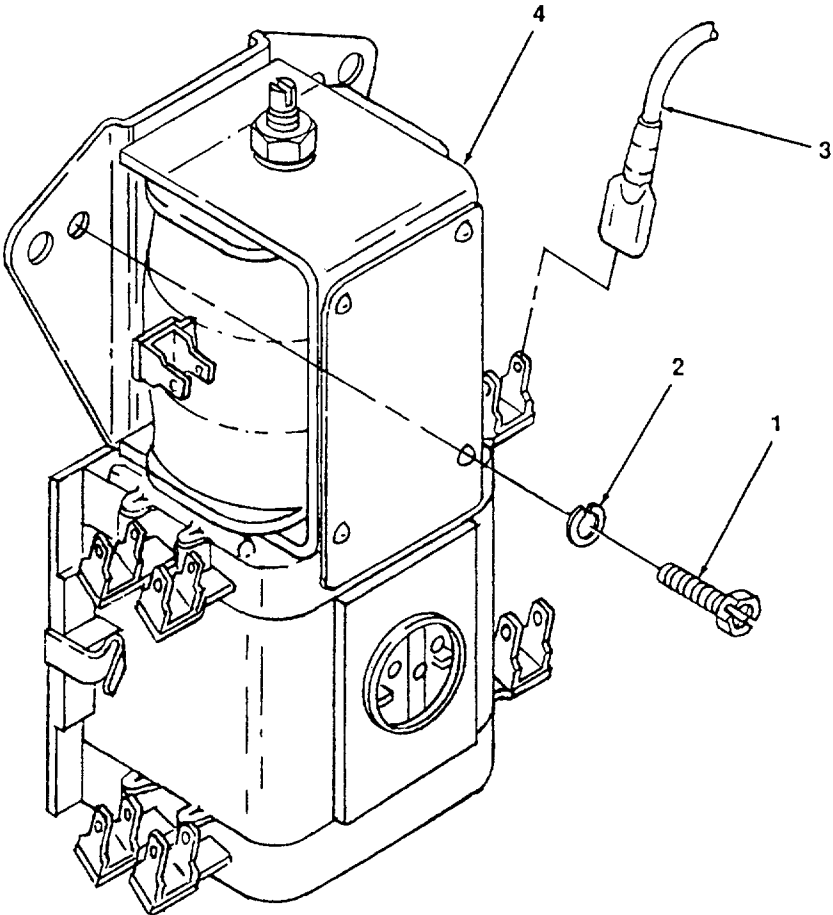


Figure 54. Relay Assembly, Engine General Purpose.

4833-054

| (1) ITEM NUMBER | (2) FSCM | (3) PART NUMBER | (4) DESCRIPTION AND USABLE ON CODE (UOC) | (5) QTY |
|-----------------------|----------------|--------------------------|---|--------------|
| 1 2 3 | 96906 96906 | MS90725-10 MS35338-44 | <p>GROUP 10 CONTROLS, ELECTRICAL GROUP</p> <p>FIG. 54 RELAY ASSEMBLY, ENGINE, GENERAL PURPOSE</p> <p>SCREW, HEX, 1/4 X 1 1/4 WASHER, LOCK, 1/4 LEAD, ELECTRICAL, MADE FROM; WIRE, 14 AWG P/N 8491796 (72915) AND TERMINAL 14 AWG FASTON P/N A2272 (46522) REF. DES: "RER", 9T6, N3, N61, DG6, DH6, PA1, PA3, MA, DB6, MB6, "FOR", 8T6, N62, N61, DD6, DC6, AA2, PA1, DF6, ME6, MA8, PX8. "PCR"; PC2, N62, N63, J, F50A, 6AB, 13T3, 13TA, PC4 6A, 13TA1. "FPC"; SZA9, 16B1, FSDA, 13T3, SZG, SZ, SZA9, N63, N64, 16C, FSOC, FPL, HS, CDR3. "ER"; 16C, 15T6, 12T6, CDR1, T6, N65, N6A, N64A, 15A6, 13A6, 7A6. "CDR"; CDR1, CDR2, N64A, CDR3</p> | 2 2 60 |
| 4 | 72915 | 81747804 | <p>RELAY ASSEMBLY, GENERAL PURPOSE</p> <p>END OF FIGURE</p> | 6 |

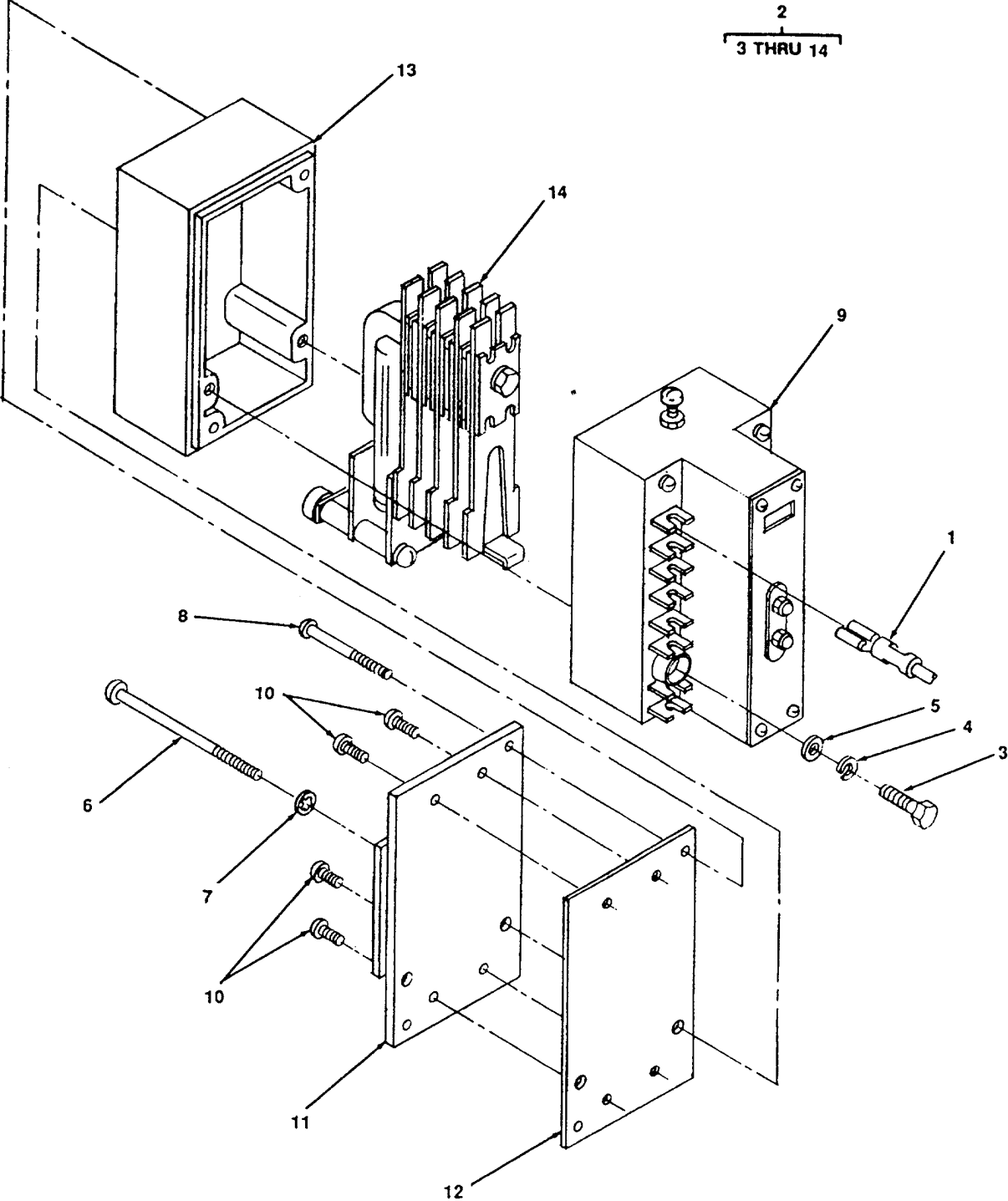


Figure 55. Relay Ground.

| (1) ITEM NUMBER | (2) FSCM | (3) PART NUMBER | (4) DESCRIPTION AND USABLE ON CODE (UOC) | (5) QTY |
|-----------------------|-------------|-----------------------|---|------------|
| | | | GROUP 10 CONTROLS, ELECTRICAL GROUP | |
| | | | FIG. 55 RELAY, GROUND | |
| 1 | | | LEAD, ELECTRICAL, MADE FROM; WIRE, 14 AWG P/N 8491976 (72915) AND TERMINAL, 14 AWG FASTON P/N A2272 (72915) REF. DES: BP3, BPZ, 6A3, 16B1, GR, 6AB7, BPA, BPA1, 6B, 16A9, B91, 6ABG | 12 |
| 2 | 72915 | 8361776 | RELAYASSEMBLY, GROUND, FDR, GR, OCP | 3 |
| 3 | 96906 | MS90725-8 | SCREW, HEX-HEAD, SLOTTED, 1/4-20 X 1 IN. | 2 |
| 4 | 96906 | MS35338-44 | WASHER, LOCK, 1/4 IN. | 2 |
| 5 | 96906 | MS27183-10 | WASHER, FLAT, 1/4 IN. | 2 |
| 6 | 96906 | MS90725-16 | SCREW, HEX, 1/4-20 X 2 1/2 IN. | 2 |
| 7 | 96906 | | | |
| 8 | 96906 | | WASHER, CONICAL SPRING, 1/4 IN. SCREW, MACHINE, 6-32 X 2 IN. FIL. HD. (NSN 5305-00-616-8124) | 2 4 |
| 9 | 72915 | 8372828 | COVER ASSEMBLY, INCLUDES MALE FASTON TABS | 1 |
| 10 | 96906 | | SCREW, MACHINE, 6-32 X 5/8 IN. FIL. HD. (NSN 5305-00-582-5808) | 4 |
| 11 | 72915 | 8411565 | PLATE, BASE | 1 |
| 12 | 72915 | | SEAL | 1 |
| 13 | 72915 | 8411457 | SHELL, COVER SPACING | 1 |
| 14 | 72915 | | CONTACT ASSEMBLY | 1 |
| | | | END OF FIGURE | |

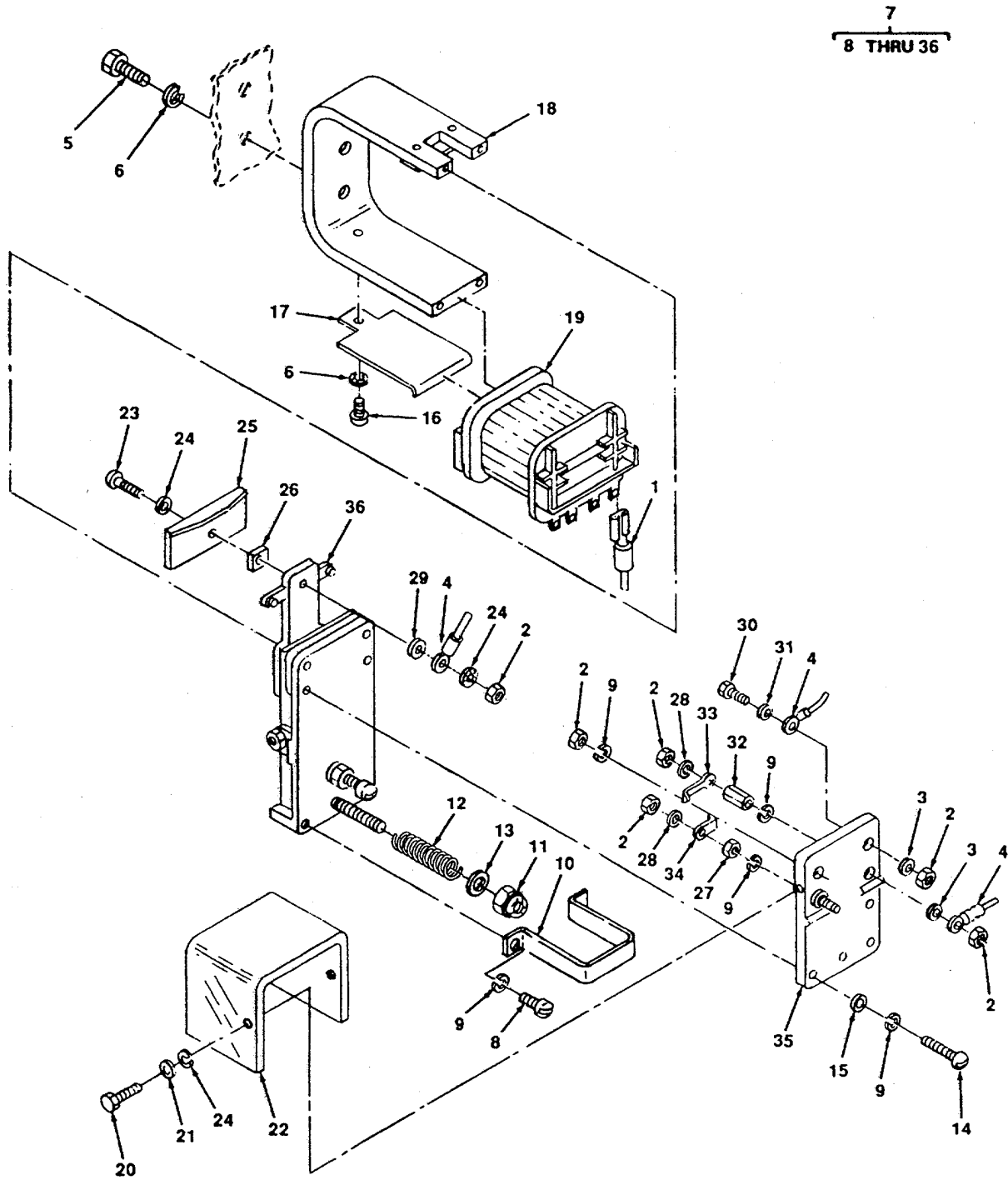
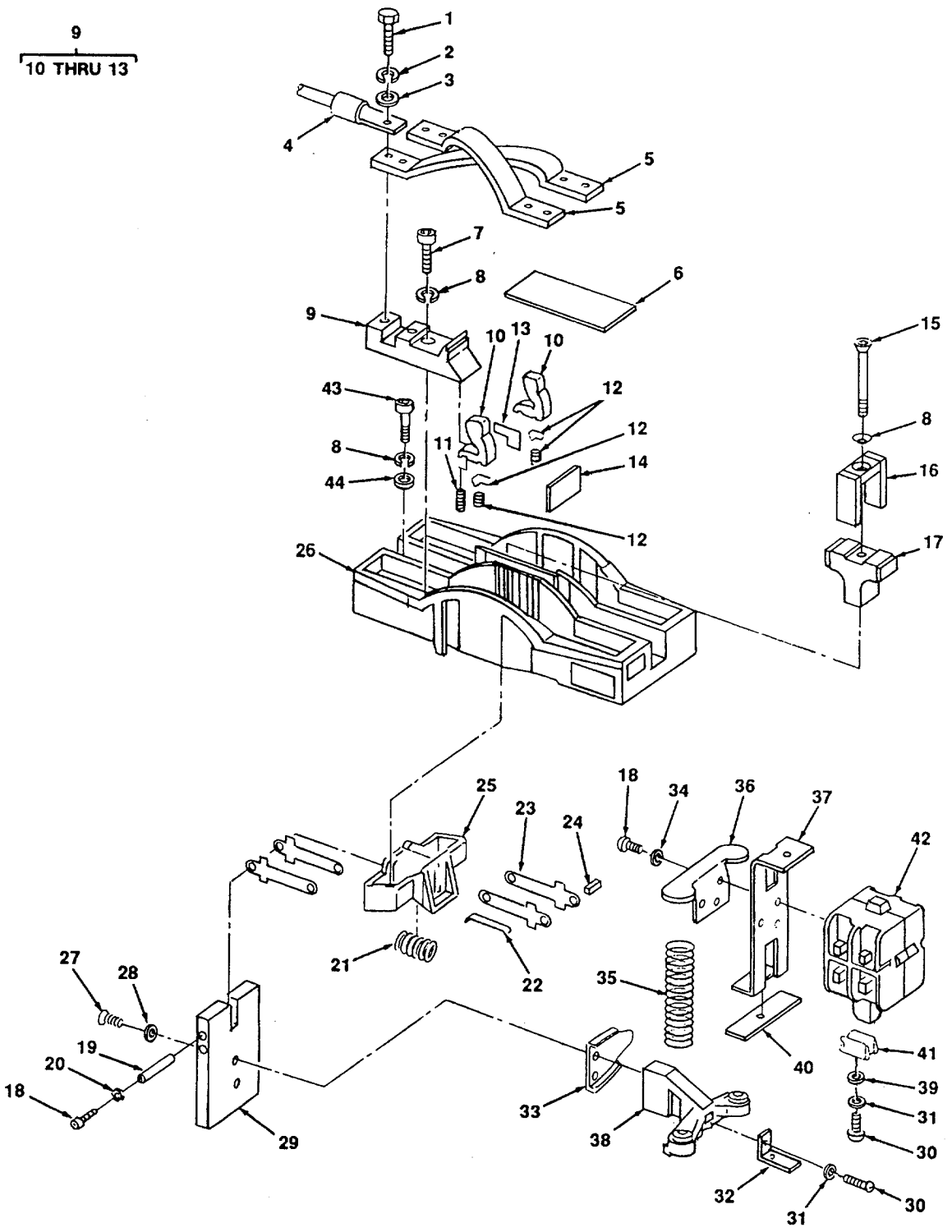


Figure 56. Relay, Wheel Slip.

| (1) ITEM NUMBER | (2) FSCM | (3) PART NUMBER | (4) DESCRIPTION AND USABLE ON CODE (UOC) | (5) QTY |
|-----------------------|-------------|-----------------------|---|------------|
| | | | GROUP 10 CONTROLS, ELECTRICAL GROUP | |
| | | | FIG. 56 RELAY, WHEEL SLIP | |
| 1 | | | LEAD, ELECTRICAL, MADE FROM; WIRE, 14 AWG PIN 8491796 (72915) TERMINAL, 14 AWG SPADE LUG, P/N A2272 (46522) REF. DES: DBL | 4 |
| 2 | 72915 | 8149970 | NUT, LOCK 10-32 HEX | 6 |
| 3 | 96906 | MS27183-10 | WASHER, FLAT, 10-32 | 6 |
| 4 | | | LEAD, ELECTRICAL, MADE FROM; WIRE, 14 AWG, P/N 8491796 (72915), TERMINAL, 14-16 AWG, STUD, P/N 31906 (89110), REF. DES: 13T12, 6E, J | 4 |
| 5 | 96906 | MS90725-60 | SCREW, HEX-HEAD 3/8 X 1 | 2 |
| 6 | 96906 | MS35338-46 | WASHER, LOCK, 3/8 | 2 |
| 7 | 72915 | 8172591 | RELAY, SLIP WHEEL | 1 |
| 8 | 72915 | 101082 | SCREW, MACHINE, 10-32 X 1 1/4 FIL HD | 2 |
| 9 | 72915 | 121801 | WASHER, LOCK #10 | 2 |
| 10 | 72915 | 8146479 | BRACKET, SPRING, PROTECTION | 1 |
| 11 | 72915 | 8032838 | NUT, LOCK #10-BRASS | 2 |
| 12 | 72915 | 8152516 | SPRING, 23/32 IN. | 1 |
| 13 | 72915 | 8152517 | WASHER, SPRINGCENTERING | 1 |
| 14 | 72915 | 101081 | SCREW, MACHINE, 10-32X1 1/81N. | 2 |
| 15 | 72915 | 8039920 | WASHER, FLAT, 3/16 IN., BRASS | 7 |
| 16 | 72915 | 132900 | SCREW, MACHINE, 10-32 X 3/8 RND. HEAD | 1 |
| 17 | 72915 | 8136457 | BRACKET, COIL | 1 |
| 18 | 72915 | 8136455 | YOKE, MAGNET | 1 |
| 19 | 72915 | 8136458 | COIL, MAGNET | 1 |
| 20 | 72915 | 425187 | SCREW, ASSEMBLY COVER | 2 |
| 21 | 72915 | 427246 | WASHER, PLAIN, #6 BRASS | 2 |
| 22 | 72915 | 8136459 | COVER, CONTACT | 1 |
| 23 | 72915 | 1154524 | SCREW, MACHINE, 4-40, 5/8 RND. HEAD | 2 |
| 24 | 72915 | 138522 | WASHER, LOCK #4 | 4 |
| 25 | 72915 | 8176183 | SHIELD, BRAKELITE | 1 |
| 26 | 72915 | 8189915 | NUT, SPECIAL, 4-40 SQUARE | 1 |
| 27 | 72915 | 138522 | NUT, MACHINE, 4-40 HEX | 3 |
| 28 | 72915 | 221418 | WASHER, PLAIN, 1/8 ID-BRASS | 1 |
| 29 | 72915 | 8140212 | WASHER, PLAIN, 3/16IDX5/16OD-BRASS | 2 |

| (1) ITEM NUMBER | (2) FSCM | (3) PART NUMBER | (4) DESCRIPTION AND USABLE ON CODE (UOC) | (5) QTY |
|-----------------------|-------------|-----------------------|---|------------|
| | | | FIG. 56 RELAY, WHEEL SLIP (CONT) | |
| 30 | 72915 | 425826 | SCREW, ASSEMBLY, HEX, 10/32 X 3/8 IN. | 1 |
| 31 | 72915 | 8140212 | WASHER, PLAIN, 3/16 ID | 1 |
| 32 | 72915 | 8189912 | STUD, SPECIAL BRASS, 10-32 X 1 3/4 IN. | 1 |
| 33 | 72915 | 8219527 | TIP, STATIONARY CONTACT | 1 |
| 34 | 72915 | 8219528 | TIP, MOVABLE CONTACT | 1 |
| 35 | 72915 | 8136454 | TERMINAL, BOARD ASSEMBLY | 1 |
| 36 | 72915 | 8136445 | ARMATURE ASSEMBLY | 1 |
| | | | END OF FIGURE | |



9
10 THRU 13

Figure 57. Switch, Magnetic Reverser (Sheet 1 of 2).

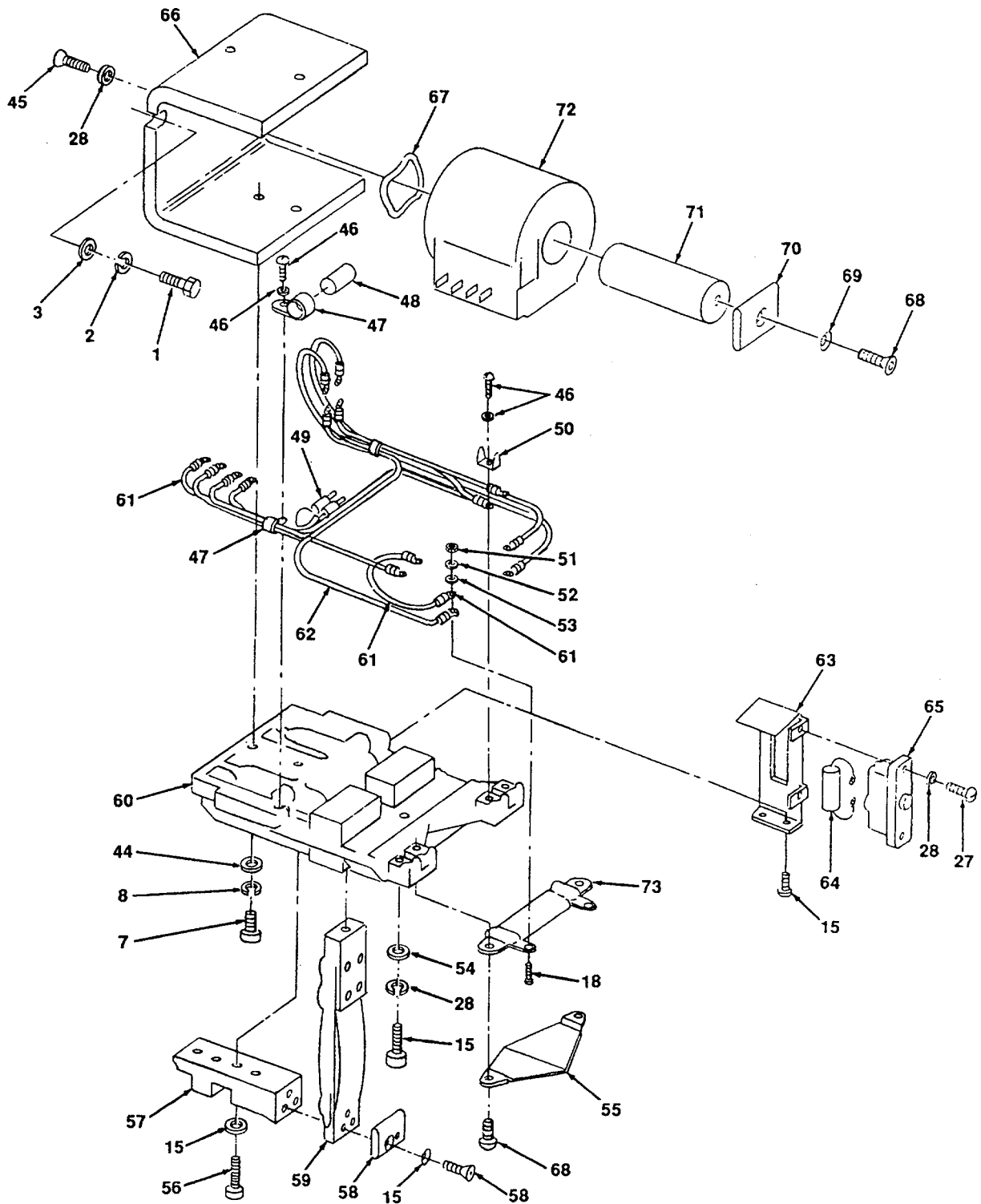


Figure 57. Switch, Magnetic Reverser (Sheet 2 of 2).

| (1) ITEM NUMBER | (2) FSCM | (3) PART NUMBER | (4) DESCRIPTION AND USABLE ON CODE (UOC) | (5) QTY |
|-----------------------|-------------|-----------------------|--|------------|
| | | | GROUP 10 CONTROLS, ELECTRICAL GROUP | |
| | | | FIG. 57 SWITCH, MAGNETIC REVERSER | |
| 1 | 96906 | MS90725 | SCREW, HEX, 3/8 IN | 4 |
| 2 | 96906 | MS35338-46 | WASHER, LOCK, 3/8 IN. | 4 |
| 3 | 96906 | MS27183-14 | WASHER, FLAT, 3/8 IN. | 4 |
| 4 | | | LEAD, ELECTRICAL, CABLE, 4-0, TERMINAL, 3/8 STUD, P/N 324045 (89110), REF. DES: "RVF1", F1, FF1, "RVF2"; F3, F4, "RVR1"; F2, FF2, "RVR2"; F4, FF4 | 2 |
| 5 | 72915 | 8468850 | BARS, ELECTRICAL TRANSFER | 2 |
| 6 | 72915 | 8339367 | COVER, TOP, RED GLASTIC | 2 |
| 7 | 72915 | 9421706 | SCREW, CAP, HEX-HEAD, 5/16-18 X 7/8 | 8 |
| 8 | 72915 | 120214 | WASHER, LOCK, HELICAL | 8 |
| 9 | 72915 | 8471755 | CONTACT, KIT ASSEMBLY | 4 |
| 10 | 72915 | 8441833 | CONTACT, ASSEMBLY | 8 |
| 11 | 72915 | 8468989 | SPRING, DUAL WIPE | 4 |
| 12 | 72915 | 2441836 | SPRING ASSEMBLY, PIVOT INCLUDES CAP | 8 |
| 13 | 72915 | 8441834 | SPACER, CONTACT | 4 |
| 14 | 72915 | 8339356 | IRON, HOLD ON, STATIONARY | 4 |
| 15 | 72915 | 8364897 | SCREW, CAP, 5/16-18 X 2-3/4 FLAT SOCKET HEAD | 2 |
| 16 | 72915 | 8339362 | IRON, HOLD ON, MOVABLE CONTACT | 2 |
| 17 | 72915 | 8339361 | CONTACT, MOVABLE | 2 |
| 18 | 72915 | 225842 | SCREW, CAP, HEX SOCKET HEAD, 10-32 X 1/2 IN. | 3 |
| 19 | 72915 | 8339347 | PIN, BEARING, 1/4 IN. O.D. X 2 1/16 IN LONG | 1 |
| 20 | 72915 | 8463503 | WASHER, LOCK #10, DISH TYPE, INT. TOOTH | 4 |
| 21 | 72915 | 8338345 | SPRING, OPERATOR LINKAGE, 5/18 OD X 1-25/32 LONG | 1 |
| 22 | 72915 | 8354458 | GUIDE, OIPERATOR LINKAGE, "LI" TYPE | 1 |
| 23 | 72915 | 83393344 | LINKAGE, ARMATURE | 4 |
| 24 | 72915 | 456876 | PIN, ROLL, 114 IN. OD X 1/2 IN. LONG | 1 |
| 25 | 72915 | 468992 | OPERATOR, MOVABLE CONTACT SUPPORT | 1 |
| 26 | 72915 | 8339351 | MOLDING, TOPTERMINAL | 1 |
| 27 | 72915 | 178830 | SCREW, ROUNDHEAD, #6X5/8 TAPPING | 2 |
| 28 | 72915 | 13334512 | WASHER, LOCK, 5/16 COUNTERSINK, EXT. TOOTH | 1 |

| (1) ITEM NUMBER | (2) FSCM | (3) PART NUMBER | (4) DESCRIPTION AND USABLE ON CODE (UOC) | (5) QTY |
|-----------------------|-------------|-----------------------|--|------------|
| | | | FIG. 57 SWITCH, MAGNETIC REVERSER (CONT) | |
| 29 | 72915 | 8339346 | ARMATURE, STEEL, 4-5/16 X3 X 1/2 IN. | 1 |
| 30 | 72915 | 9415798 | SCREW, HEX-HEAD, 1/4-20 X 1 IN. | 2 |
| 31 | 72915 | 120423 | WASHER, LOCK, 1/4 IN. INT. TOOTH | 2 |
| 32 | 72915 | 8339349 | OPERATOR, AUX. INTERLOCK | 1 |
| 33 | 72915 | 8410742 | BRACKET, LIMIT SWITCH OPERATING | 1 |
| 34 | 72915 | 121801 | WASHER, LOCK #10, INT. TOOTH | 1 |
| 35 | 72915 | 8339363 | SPRING, RETURN 1 O.D. X4 IN. LONG | 2 |
| 36 | 72915 | 8380900 | BRACKET, TOP RETURN SPRING | 1 |
| 37 | 72915 | 8339350 | BRACKET, AUX INTERLOCK SUPPORT | 1 |
| 38 | 72915 | 8364866 | BRACKET, BOTTOM RETURN SPRING | 1 |
| 39 | 72915 | 8269680 | WASHER, BELLVILLE, 1/4 ID X 3/4 IN. OD | 1 |
| 40 | 72915 | 8339366 | INSULATOR, SUPPORT BRACKET | 1 |
| 41 | 72915 | 8409983 | BOBBIN, INTERLOCK OPERATOR | 1 |
| 42 | 72915 | 8341965 | INTERLOCK ASSEMBLY | 1 |
| 43 | 72915 | 426892 | SCREW, CAP, HEX, SOCKET-HEAD, 5/16-18 X 1 | 1 |
| 44 | 72915 | 120393 | WASHER, FLAT, 5/16 IN. | 1 |
| 45 | 72915 | 8364897 | SCREW, CAP, YOKE MTG., 5/16-18 X 1, FLAT, SOCKET HEAD | 1 |
| 46 | 72915 | 454734 | SCREW, 10-32 X3/8 FIL HD., INCL., WASHER | 8 |
| 47 | 72915 | 8463504 | CLAMP, WHITE NYLON, 9/16 ID | 2 |
| 48 | 72915 | 8389466 | SLEEVE, RECTIFIER INSULATION | 1 |
| 49 | 72915 | 8433751 | RECTIFIER ASSEMBLY, INCLUDE SILICON DIODE, SELENIUM CLIP CELL AND LEADS | 1 |
| 50 | 72915 | 8276560 | TAB, FAST ON LEAD, CONNECTION "U" TYPE | 2 |
| 51 | 72915 | 120614 | NUT, MACHINE, 10-32 | 2 |
| 52 | 72915 | 121801 | WASHER, LOCK #10 | 4 |
| 53 | 72915 | 8039920 | WASHER, FLAT, #10 BRASS | 4 |
| 54 | 72915 | 120393 | WASHER, FLAT, 5/16 IN. | 1 |
| 55 | 72915 | 8354912 | GUARD, RESISTOR | 1 |
| 56 | 72915 | 8470047 | SCREW, SUPPORT PLATE MTG., 1/4-20 X 1, FLAT SOCKET HEAD | 4 |
| 57 | 72915 | 8468987 | TERMINAL ASSEMBLY, BOTTOM | 1 |
| 58 | 72915 | 8468988 | PLATE, MOVABLE, CONTACT SUPPORT | 1 |
| 59 | 72915 | 2468990 | SUPPORTASSEMBLY, MOVABLE CONTACT | 1 |
| 60 | 72915 | 8339358 | MOLDING, BOTTOM TERMINAL | 1 |

| (1) ITEM NUMBER | (2) FSCM | (3) PART NUMBER | (4) DESCRIPTION AND USABLE ON CODE (UOC) | (5) QTY |
|-----------------------|-------------|-----------------------|---|------------|
| | | | FIG. 57 SWITCH, MAGNETIC REVERSER (CONT) | |
| 61 | | | LEAD, ELECTRICAL CONNECTOR, MADE FROM; WIRE, 14 AWG, P/N 849176 (72915), TERMINAL 14 AWG, W/SPADE, P/N A2272 (46522) ON ONE END AND LUG, 14 AWG P/N 31906 (89110) ON OTHER END. REF. DES: "RVF1"; N4, N4A, DD, DD1, "RVF2"; N3, N4, 001, "RVR1"; N4, N5A, OH1, OH, "RVR2"; N5A, DH1, N5 | 18 |
| 62 | | | LEAD, ELECTRICAL, MADE FROM; WIRE, 14 AWG, P/N 849176 (72915) AND TERMINAL LUG ON EACH END, P/N 31906 (89110) REF. DES: "RVF1L"; SA33, SA32, MEC, ME6, DF6, DFG, DCD, "RVF2"; MC, MEC, DG, DFG, DD/DD6, DCD, RVRI; SA23, SA2, MBC, MB6, DB6, DBC, DG11, DG6/DG, "RVR2"; MC/MC6, MBC, DBC, DC, DH6, DGH | 31 |
| 63 | 72915 | 8410741 | BRACKET, LIMIT SWITCH MTG. | 1 |
| 64 | 72915 | 8347522 | CAPACITOR, MOLDED MYLAR, 0.1 MFD, 400 VDC INCLUDES LEADS | 1 |
| 65 | 72915 | 8144845 | SWITCH, LIMIT, 2 AMPS, 125 VOLTS | 1 |
| 66 | 72915 | 8375503 | YOKE, MAGNET, "U" TYPE | 1 |
| 67 | 72915 | 8339341 | WASHER, WAVE, 1 13/32 I.D. X 1 53/64 O.D. X .015 IN. THICK | 1 |
| 68 | 72915 | 8354704 | SCREW, CAP, POLE PLATE MTG., 1/4-20 X 3/4 FLAT SOCKET HAD | 1 |
| 69 | 72915 | 138604 | WASHER, LOCK, 1/4 COUNTERSINK, EXTERNAL TOOTH | 1 |
| 70 | 72915 | 8339340 | PLATE, POLE, 1 3/4 X 1 5/16 X 3/16 IN. | 1 |
| 71 | 72915 | 8339339 | CORE, MAGNET, 1 5/16 DIA. X3 1/4 IN. LONG | 1 |
| 72 | 72915 | 8339342 | COIL, MAGNET, RESISTANCE, 19.8 OHMS, 74 VDC | 1 |
| 73 | 72915 | 8339375 | RESISTOR, 55W, 75 OHMS | 1 |
| | | | END OF FIGURE | |

4833-058

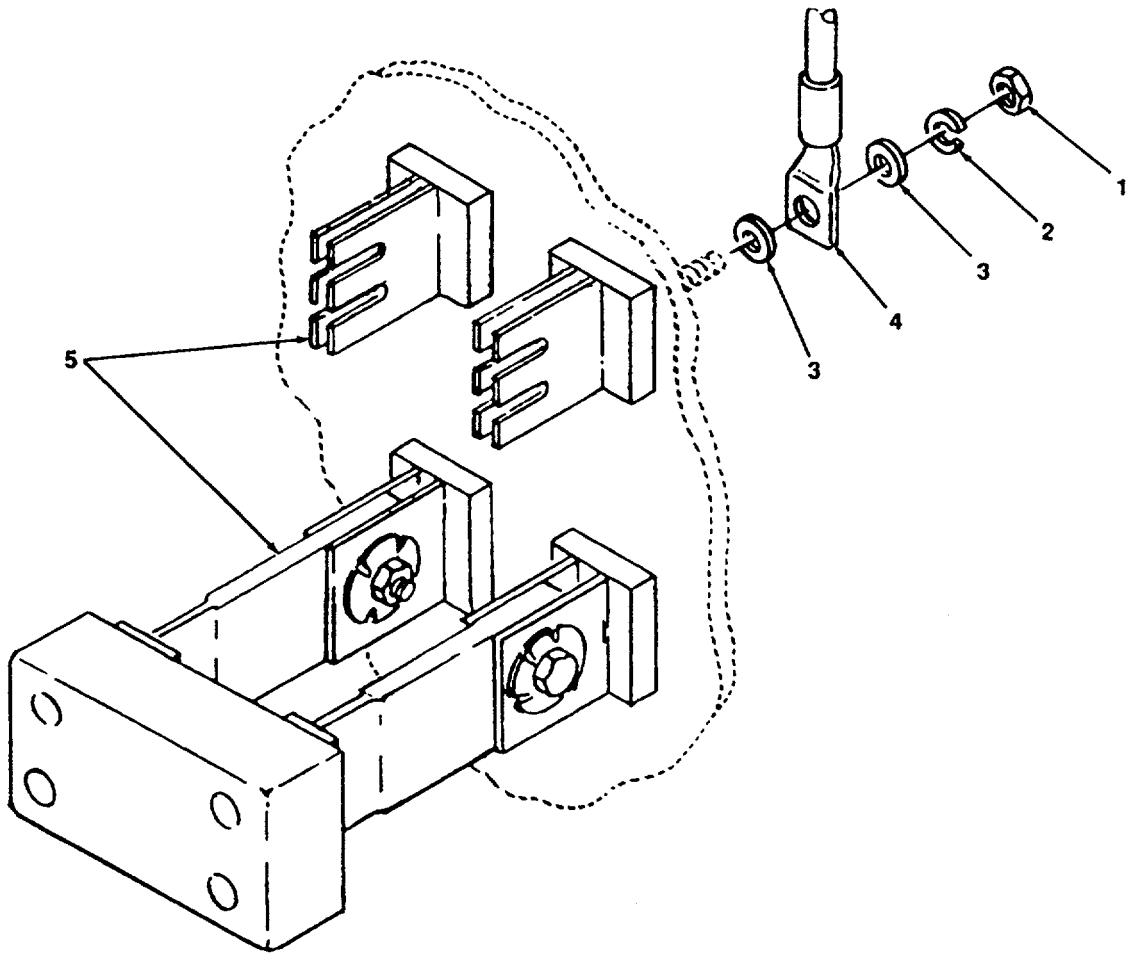


Figure 58. Knife Switches, Battery.

| (1) ITEM NUMBER | (2) FSCM | (3) PART NUMBER | (4) DESCRIPTION AND USABLE ON CODE (UOC) | (5) QTY |
|-----------------------|-------------|-----------------------|---|------------|
| | | | GROUP 10 CONTROLS, ELECTRICAL GROUP | |
| | | | FIG. 58 KNIFE SWITCHES, BATTERY | |
| 1 | 96906 | MS51967-09 | NUT, HEX, 3/4 IN. | 4 |
| 2 | 96906 | MS35338-46 | WASHER, LOCK, 3/8 IN. | 8 |
| 3 | 96906 | MS27183-14 | WASHER, FLAT, 3/8 IN. | 8 |
| 4 | | | CABLE, 3/0 W/318 STUD, REF. DES: BY, BX, BC, BFC | 4 |
| 5 | 24446 | 41B11393P1 | SWITCH, KNIFE, DOUBLE, BATTERY, REF. DES: BS | 1 |
| | | | END OF FIGURE | |

4833-059

6
7

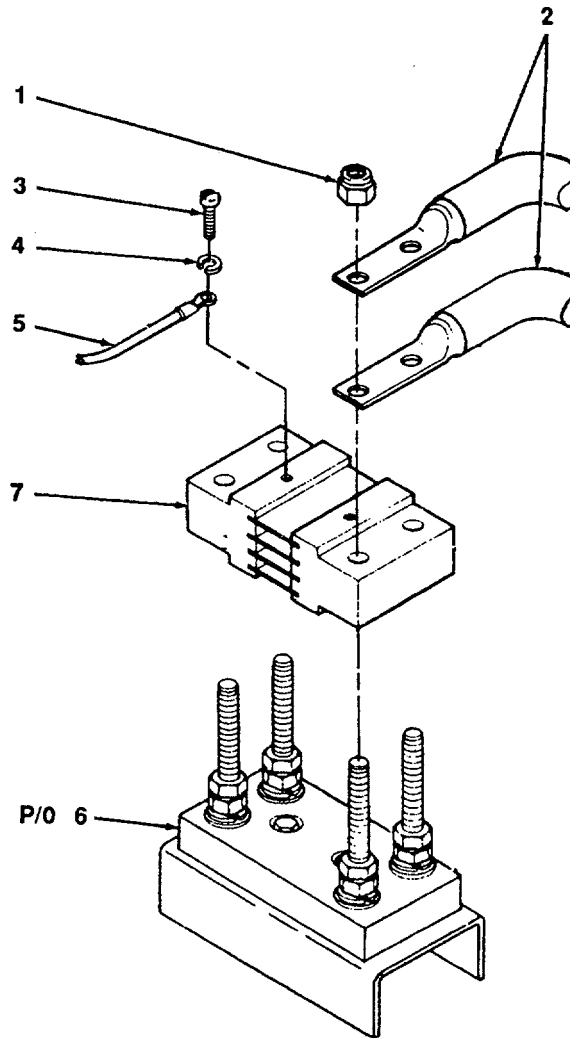


Figure 59. Shunt, Load Ammeter.

| (1) ITEM NUMBER | (2) FSCM | (3) PART NUMBER | (4) DESCRIPTION AND USABLE ON CODE (UOC) | (5) QTY |
|-----------------------|-------------|-----------------------|--|------------|
| | | | GROUP 10 CONTROLS, ELECTRICAL GROUP | |
| | | | FIG. 59 SHUNT, LOAD AMMETER | |
| 1 | 96906 | MS51922-17 | NUT, LOCKING, 3/8 IN. | 2 |
| 2 | | | LEAD, ELECTRICAL, MADE FROM; 4.0 CABLE TERMINAL, STUD, 3/8 IN., P/N 324045 (89110) REF. DES: J, G, N, J1, J2 | 4 |
| 3 | 96906 | MS35206-267 | SCREW, PAN HD#10 | 2 |
| 4 | 96906 | MS35338-43 | WASHER, LOCK, #10 | 2 |
| 5 | | | LEAD, ELECTRICAL, MADE FROM; WIRE, 8 AWG, P/N 9326091 (72915) AND TERMINAL LUG, P/N 32177 (89110) REF. DES: IP | 2 |
| 6 | 72915 | 8237554 | SHUNT, LOAD AMMETER ASSEMBLY | 1 |
| 7 | 72915 | 8118495 | SHUNT | 1 |
| | | | END OF FIGURE | |

4833-060

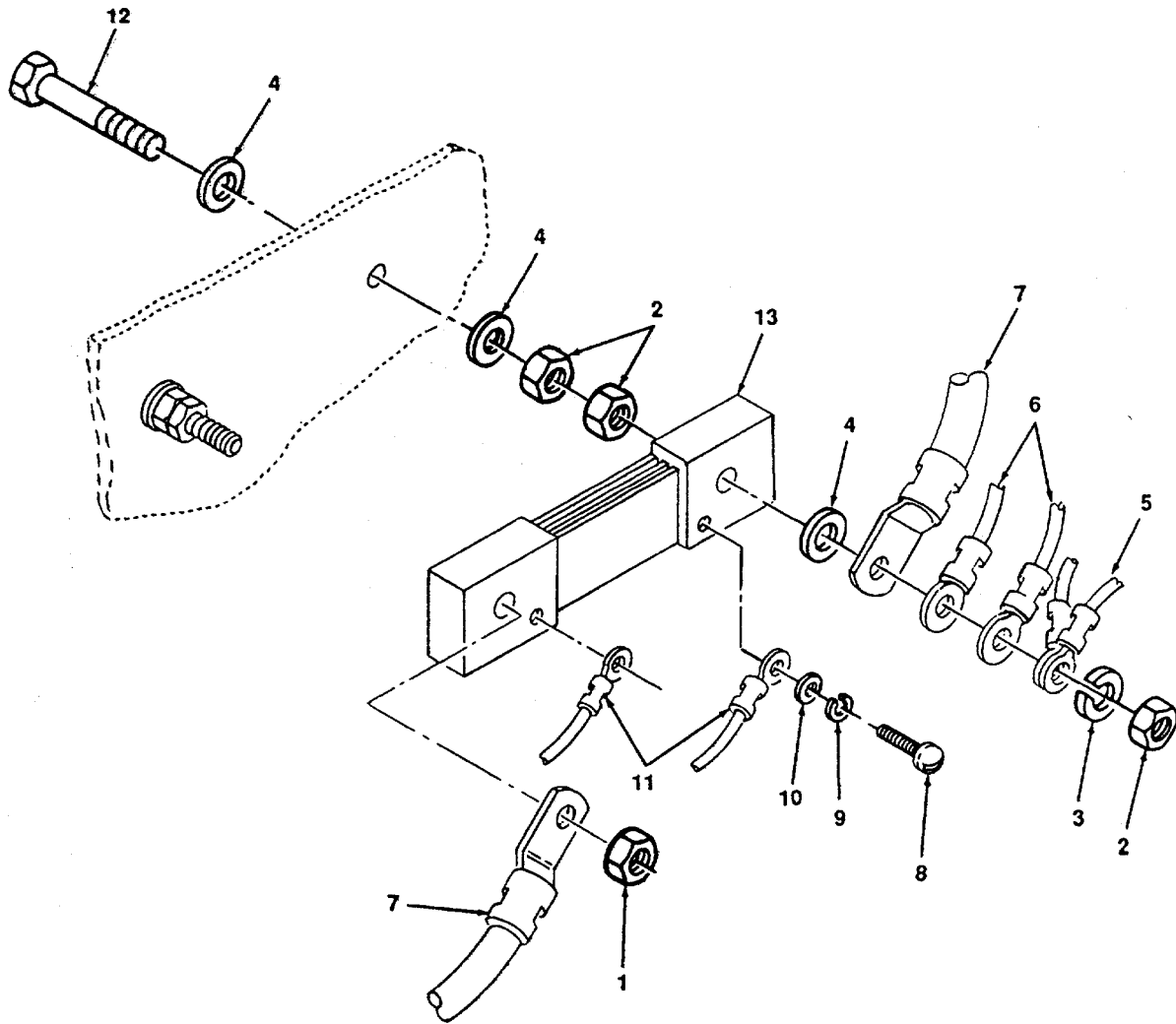


Figure 60. Ammeter, Battery Charging, Shunt.

| (1) ITEM NUMBER | (2) FSCM | (3) PART NUMBER | (4) DESCRIPTION AND USABLE ON CODE (UOC) | (5) QTY |
|-----------------------|-------------|-----------------------|---|------------|
| | | | GROUP 10 CONTROLS, ELECTRICAL GROUP FIG. 60 AMMETER, BATTERY CHARGING SHUNT | |
| 1 | 96906 | MS51922-17 | NUT, LOCK, 3/8 | 1 |
| 2 | 96906 | MS51967-09 | NUT, 3/8 | 5 |
| 3 | 96906 | MS35338-46 | WASHER, LOCK, 3/8 | 1 |
| 4 | 96906 | MS27183-14 | WASHER, FLAT, 3/8 | 5 |
| 5 | | | LEAD, ELECTRICAL, MADE FROM; WIRE, 14 AWG, P/N 8491796 (72915), TERMINAL, LUG, P/N 324045 (89110), REF. DES: SH1; GN (GF-1, GF-F), SH2; BP2, BC, HS, BP, BC3A | 2 |
| 6 | | | LEAD, ELECTRICAL, MADE FROM; WIRE, 8 AWG, P/N 9326091 (72915), TERMINAL, LUG, P/N 324045 (89110), REF. DES: SH1; GN (GF-1, GF-F) SH2; HS, BP | 4 |
| 7 | | | LEAD, ELECTRICAL, 4.0 CABLE, W/TERMINAL, REF. DES: SH1; GN (GF-1, GF-F) J1, J2, SH2; STP1, HS, BP | 2 |
| 8 | 96906 | MS35206-267 | SCREW, PAN HEAD #10 | 2 |
| 9 | 96906 | MS35338-43 | WASHER, LOCK | 2 |
| 10 | 96906 | MS27183-10 | WASHER, FLAT | 2 |
| 11 | | | LEAD, ELECTRICAL, MADE FROM; WIRE, | 2 |
| 14 | | | AWG, P/N 8491796 (72915), TERMINAL, LUG, P/N 31906 (89110), REF. DES: SH1 IP, IN, SH2; AMN9, AMP9 | |
| 12 | 96906 | MS90725-66 | SCREW, HEX 3/8 X 2 IN. | |
| 13 | 72915 | 8118495 | SHUNT, ASSEMBLY, AMMETER BATTERY CHARGING | 2 |
| | | | END OF FIGURE | |

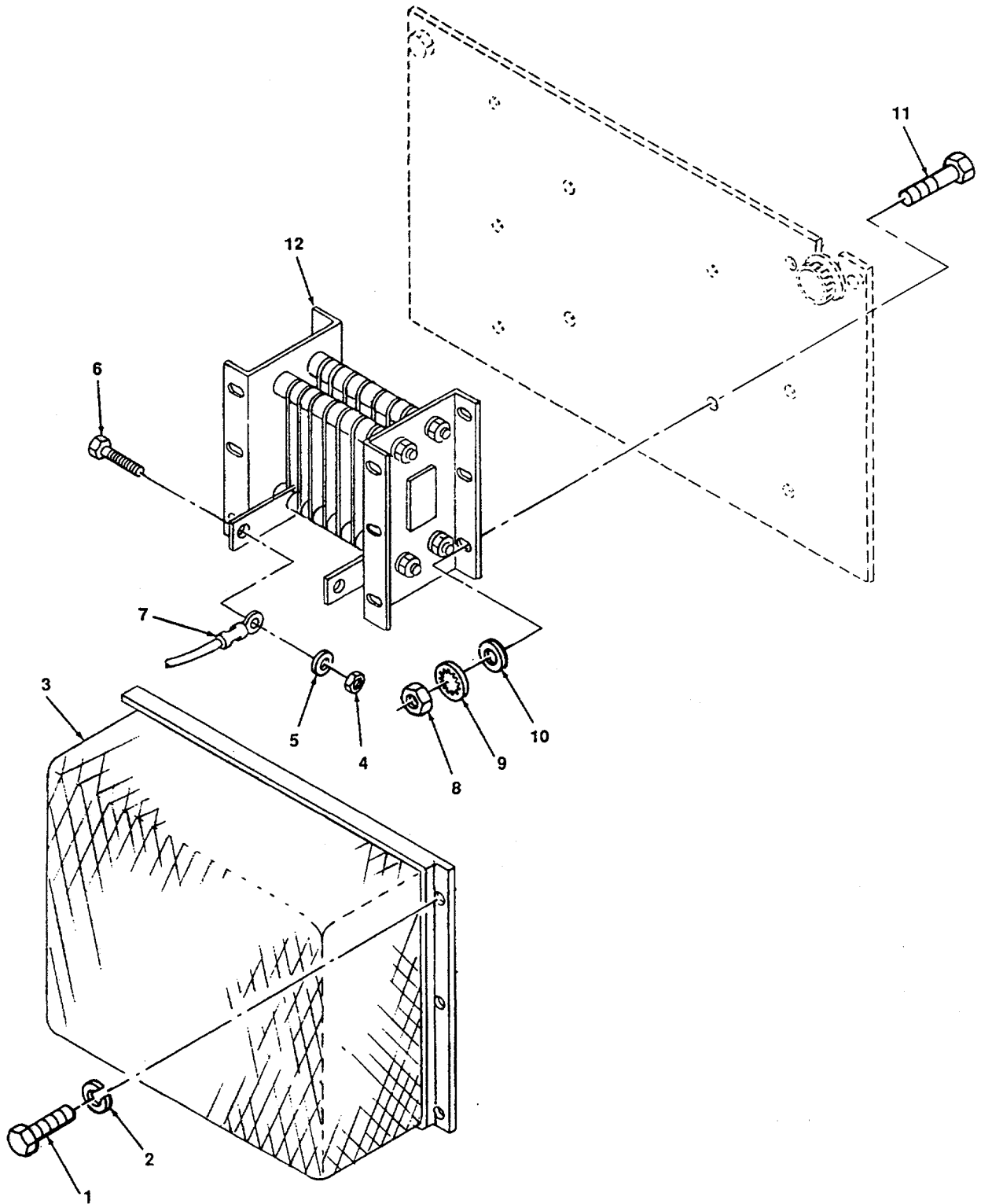


Figure 61. Resistors, Battery Charging.

| (1) ITEM NUMBER | (2) FSCM | (3) PART NUMBER | (4) DESCRIPTION AND USABLE ON CODE (UOC) | (5) QTY |
|-----------------------|-------------|-----------------------|--|------------|
| | | | GROUP 10 CONTROLS, ELECTRICAL GROUP | |
| | | | FIG. 61 RESISTORS, BATTERY CHARGING | |
| 1 | 96906 | MS90725 | SCREW, HEX-HEAD, 1/4 IN. | 6 |
| 2 | 96906 | MS35338-44 | WASHER, LOCK, 1/4 IN. | 6 |
| 3 | 51225 | 57-0025 | SCREEN, COVER, RESISTOR BATTERY CHARGER | 1 |
| 4 | 96906 | MS51967-15 | NUT, 1/2 IN. | 2 |
| 5 | 96906 | MS27183-18 | WASHER, FLAT, 1/2 IN. | 2 |
| 6 | 96906 | MS90725 | SCREW, HEX HEAD, 1/2 IN. | 2 |
| 7 | | | LEAD, ELECTRICAL, CABLE, 1/0 W/TERMINAL, REF. DES: BCH2, BCA3 | 2 |
| 8 | 96906 | MS51967-09 | NUT, 3/8 IN. | 4 |
| 9 | 96906 | MS35338-46 | WASHER, LOCK, 3/8 | 4 |
| 10 | 96906 | MS27193-14 | WASHER, FLAT, 3/8 | 4 |
| 11 | 96906 | MS90725-64 | SCREW, HEX HEAD, 3/8 IN X 1-1/2. | 4 |
| 12 | 72915 | 8004587 | RESISTOR, BATTERY CHARGING, 0.5 OHM | 1 |
| | | | END OF FIGURE | |

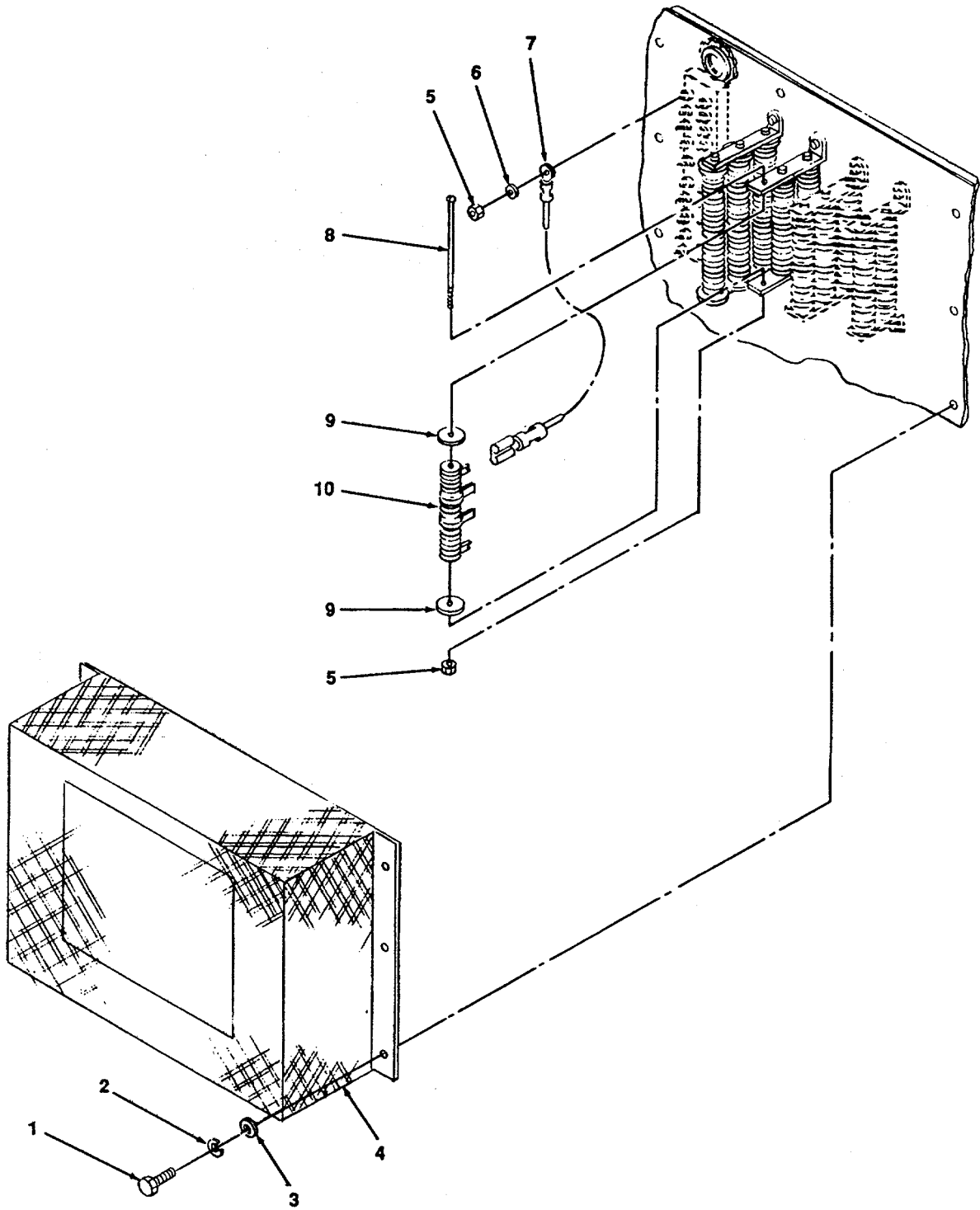


Figure 62. Resistors, Headlights.

| (1) ITEM NUMBER | (2) FSCM | (3) PART NUMBER | (4) DESCRIPTION AND USABLE ON CODE (UOC) | (5) QTY |
|-----------------------|-------------|-----------------------|--|------------|
| | | | GROUP 10 CONTROLS, ELECTRICAL GROUP | |
| | | | FIG. 62 RESISTORS, HEADLIGHTS | |
| 1 | 96906 | MS90725-9 | SCREW, HEX-HEAD, 1/4 IN. | 6 |
| 2 | 96906 | MS35338-44 | WASHER, LOCK, 1/4 IN. | 6 |
| 3 | 96906 | MS27183-8 | WASHER, FLAT, 1/4 | 6 |
| 4 | 81343 | SAE 1015-1025 | COVER, SCREEN, STEEL, 10 GA | 1 |
| 5 | 96906 | M35649-202 | NUT, HEX | 10 |
| 6 | 96906 | MS27183-10 | WASHERS, FLAT | 2 |
| 7 | | | LEAD, ELECTRICAL, MADE FROM; WIRE, 14 AWG, P/N 8491796 (72915), TERMINAL 14 AWG FASTON, P/N 8250906 (72915) ON ONE END AND 14 AWG LUG, P/N 39100 (89110) REF. DES: J, HCI, HG21, HE21, HB25, HA25, HP23J, HP23, HW1, HZ1, HY1, HV25 | 8 |
| 8 | 96906 | MS90726-258 | SCREW, THRU, #10 X 4 IN. | 6 |
| 9 | 80971 | 41A250243P1 | WASHER, MICA | 12 |
| 10 | 72915 | 8283943 | RESISTOR | 6 |
| | | | END OF FIGURE | |

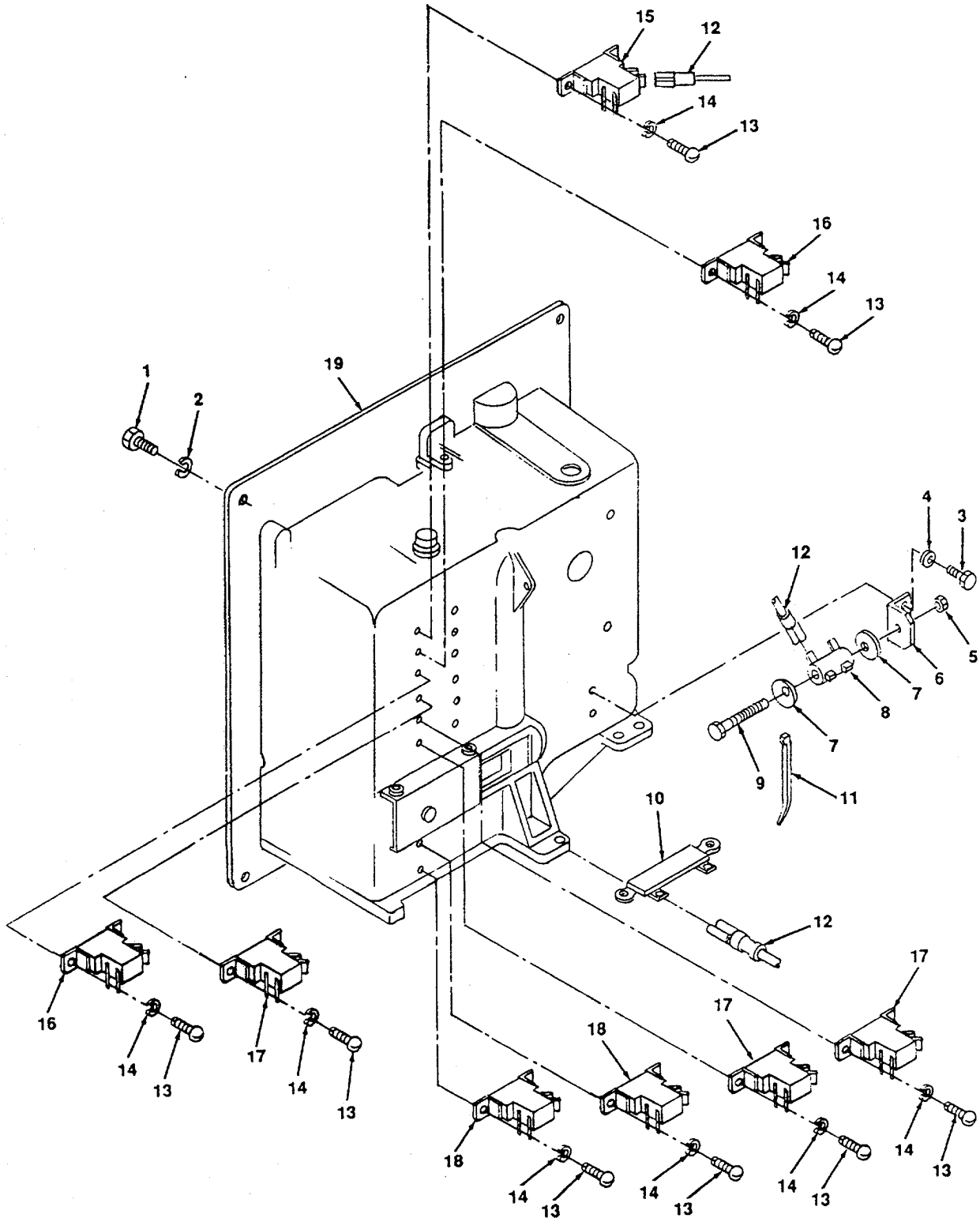


Figure 63. Controller Mechanism.

| (1) ITEM NUMBER | (2) FSCM | (3) PART NUMBER | (4) DESCRIPTION AND USABLE ON CODE (UOC) | (5) QTY |
|-----------------------|-------------|-----------------------|---|------------|
| | | | GROUP 10 CONTROLS, ELECTRICAL GROUP | |
| | | | FIG. 63 CONTROLLER MECHANISM | |
| 1 | 96906 | MS90725-8 | SCREW, HEX-HEAD, 1/4 IN. | 6 |
| 2 | 96906 | MS35338-44 | WASHER, LOCK, 1/4 IN. | 6 |
| 3 | 72915 | 180020 | SCREW, HEX HEAD, 1/4-20 X 3/4 IN. | 2 |
| 4 | 72915 | 120380 | WASHER, LOCK | 2 |
| 5 | 72915 | 8488943 | NUT, LOCK, 1/4-20 | 1 |
| 6 | 72915 | 8035144 | BRACKET, RESISTOR MOUNTING | 1 |
| 7 | 80971 | 41A250243P1 | WASHER, MICA | 2 |
| 8 | 80971 | 482A444APP20 | RESISTOR, RE50 | 1 |
| 9 | 72915 | 180022 | SCREW, 1/4-20 X 1 IN. | 1 |
| 10 | 72915 | 8391184 | RESISTOR, RE53 | 1 |
| 11 | 53421 | T-18R9 | STRAP, TIE | 1 |
| 12 | | | LEAD, ELECTRICAL, MADE FROM; WIRE, 14 AWG, P/N 8491796 (72915) AND TERMINAL, 14 AWG, SPADE LUG, P/N A2272 (46522) REF. DES: "FOR"; EX, J, CA, "AV"; AV, BV, "CV"; J, CV, "PY"; P02, PX, PCA, "EX"; 13PH, RE, RE50; J, RE53 | 16 |
| 13 | 72915 | 153421 | SCREW, FIL. HEAD, 10-32 X 1/2 IN. | 20 |
| 14 | 72915 | 121801 | WASHER, LOCK, #10 INTERNAL TOOTH | 20 |
| 15 | 72915 | 8296752 | SWITCH | 1 |
| 16 | 72915 | 8298178 | SWITCH | 2 |
| 17 | 72915 | 8296748 | SWITCH | 3 |
| 18 | 72915 | 8296750 | SWITCH | 2 |
| 19 | 72915 | 9091052 | CONTROLLER, MECHANISM | 1 |
| | | | END OF FIGURE | |

4833-064

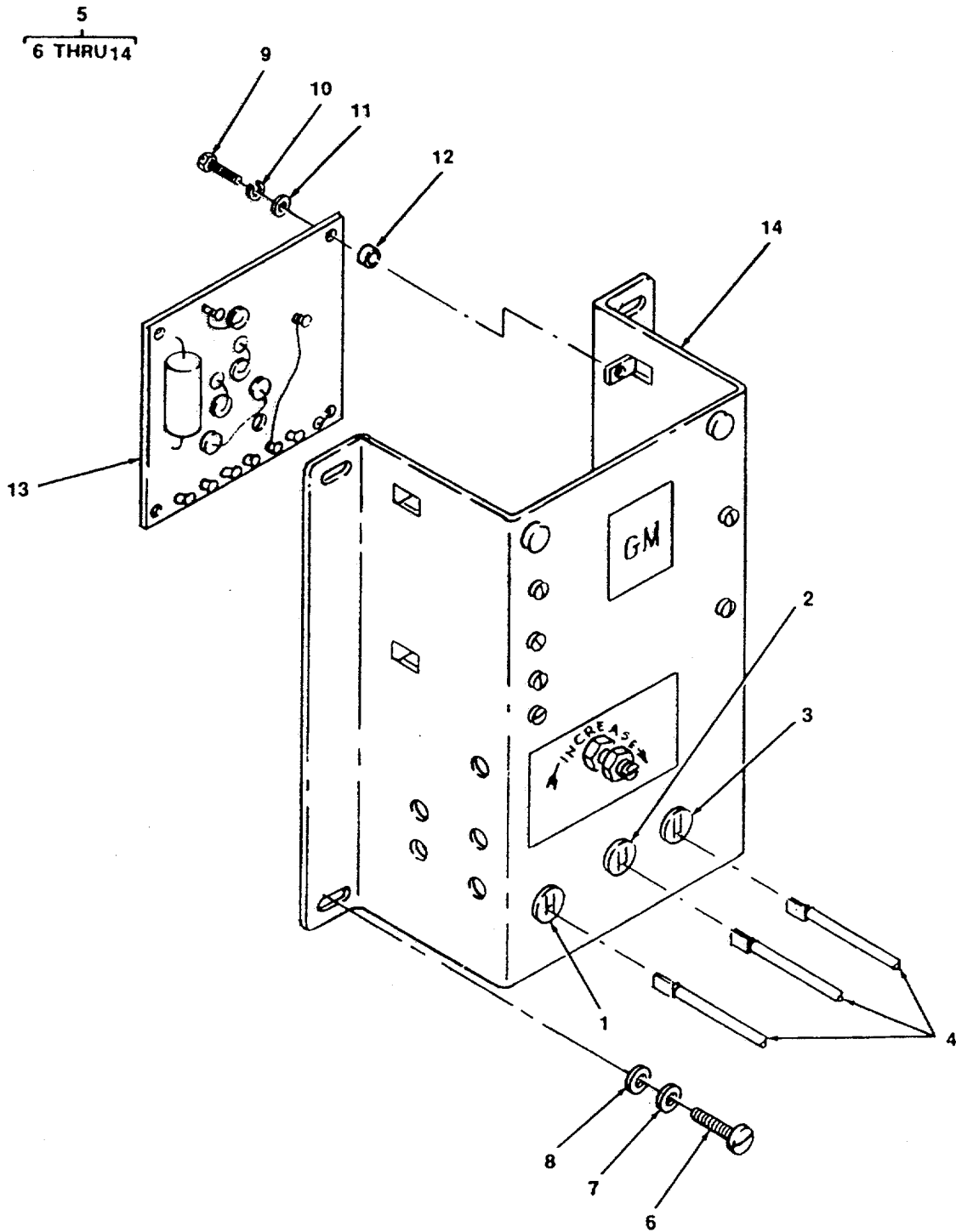


Figure 64. Regulator, Voltage

| (1) ITEM NUMBER | (2) FSCM | (3) PART NUMBER | (4) DESCRIPTION AND USABLE ON CODE (UOC) | (5) QTY |
|-----------------------|-------------|-----------------------|--|------------|
| | | | GROUP 10 CONTROLS, ELECTRICAL GROUP FIG. 64 REGULATOR, VOLTAGE | |
| 1 | 72915 | 8329822 | TERMINAL, RED JUNCTION | 1 |
| 2 | 72915 | 8329823 | TERMINAL, WHITE JUNCTION | 1 |
| 3 | 72915 | 8329824 | TERMINAL, BLACK JUNCTION | 1 |
| 4 | | | LEAD, ELECTRICAL, MADE FROM; WIRE, 14 AWG, P/N 8491796 (72915), TERMINAL, FEMALE FASTON TAB, P/N 8250906 (72915) REF. DES; AGP7, AFP1, BN15 | 13 |
| 5 | 72915 | 8330790 | REGULATOR, VOLTAGE ASSEMBLY | 1 |
| 6 | 96906 | MS35206 | SCREW, PAN HEAD, 1/4 IN. | 4 |
| 7 | 96906 | MS35338-44 | WASHER, LOCK, 1/4 IN. | 4 |
| 8 | 96906 | MS27183-10 | WASHER, FLAT, 1/4 IN. | 4 |
| 9 | 72915 | 155203 | SCREW, MACHINE, ROUND HEAD, 10/32 X 3/4 IN. | 4 |
| 10 | 72915 | 121081 | WASHER, LOCK, #10 INTERNAL TOOTH | 4 |
| 11 | 72915 | 120392 | WASHER, FLAT, 1/4 IN. | 4 |
| 12 | 72915 | 120614 | NUT, MACHINE, 10-32 | 4 |
| 13 | 72915 | 8333118 | PANEL CONTROL BOARD ASSEMBLY, REAR COVER | 1 |
| 14 | 72915 | 8329932 | HOUSING, REGULATOR | 1 |
| | | | END OF FIGURE | |

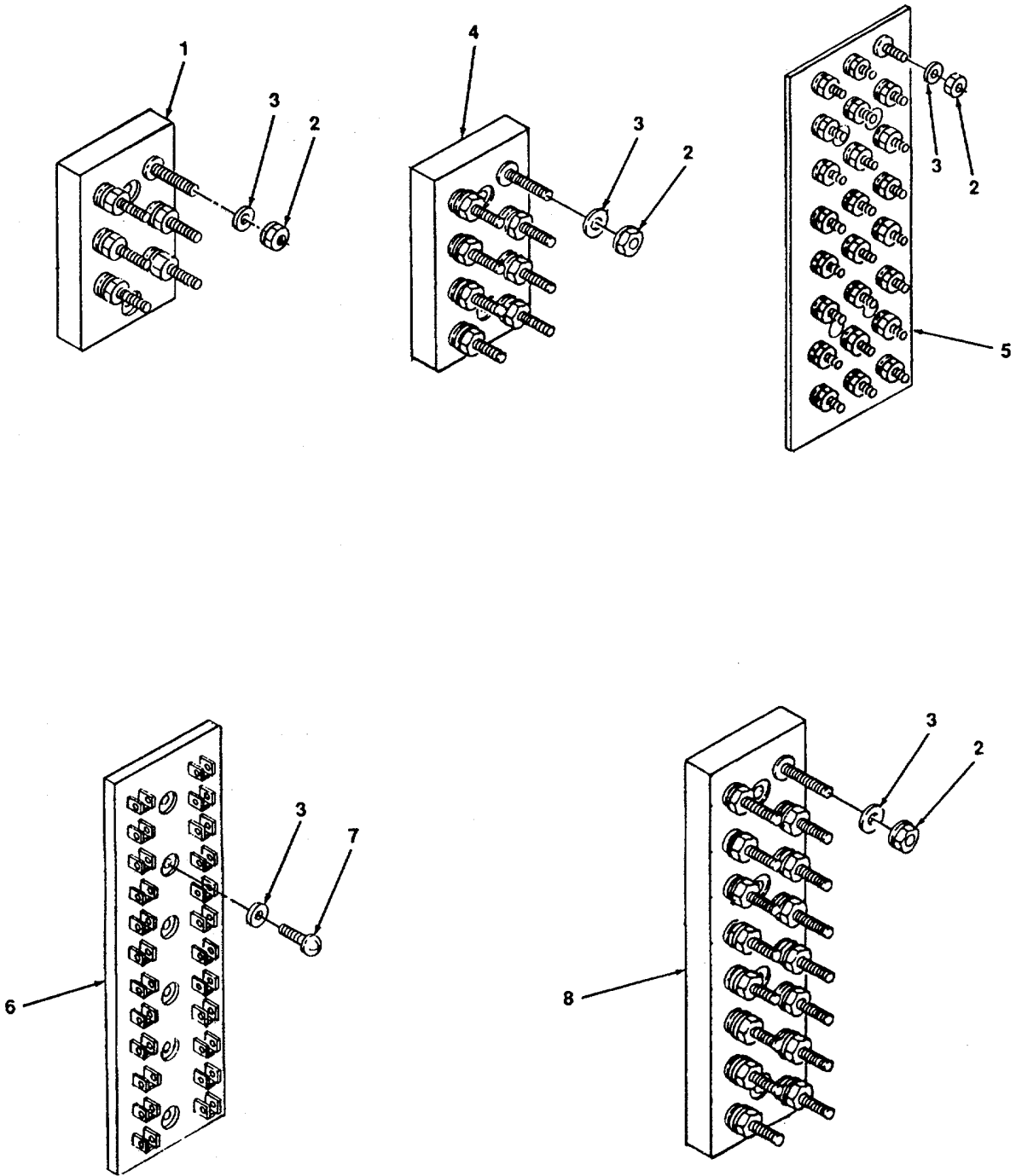


Figure 65. Terminal Boards.

| (1) ITEM NUMBER | (2) FSCM | (3) PART NUMBER | (4) DESCRIPTION | (5) QTY |
|-----------------------|-------------|-----------------------|--|------------|
| | | | GROUP 10 CONTROLS, ELECTRICAL GROUP FIG. 65 TERMINAL BOARDS | |
| 1 | | | TERMINAL BOARD, MADE FROM; P/N 8458371 (72915) (TB 31, 29A) | 2 |
| 2 | 96906 | MS51922-1 | NUT SELF LOCKING | 116 |
| 3 | 96906 | MS27183-10 | WASHER, FLAT | 128 |
| 4 | 72915 | 8364748 | TERMINAL BOARD, (TB31, 29A) | 2 |
| 5 | 72915 | 945837 | TERMINAL BOARD (TB50, 51, 52) | 3 |
| 6 | 72915 | 8353921 | TERMINAL BOARD (TB29,33) | 2 |
| 7 | 96906 | MS24617-267 | SCREW#10, 1 IN. LONG | 12 |
| 8 | 72915 | 8353921 | TERMINAL BOARD, 20 STUD (TB1, 2) | 1 |
| | | | END OF FIGURE | |

4833-066

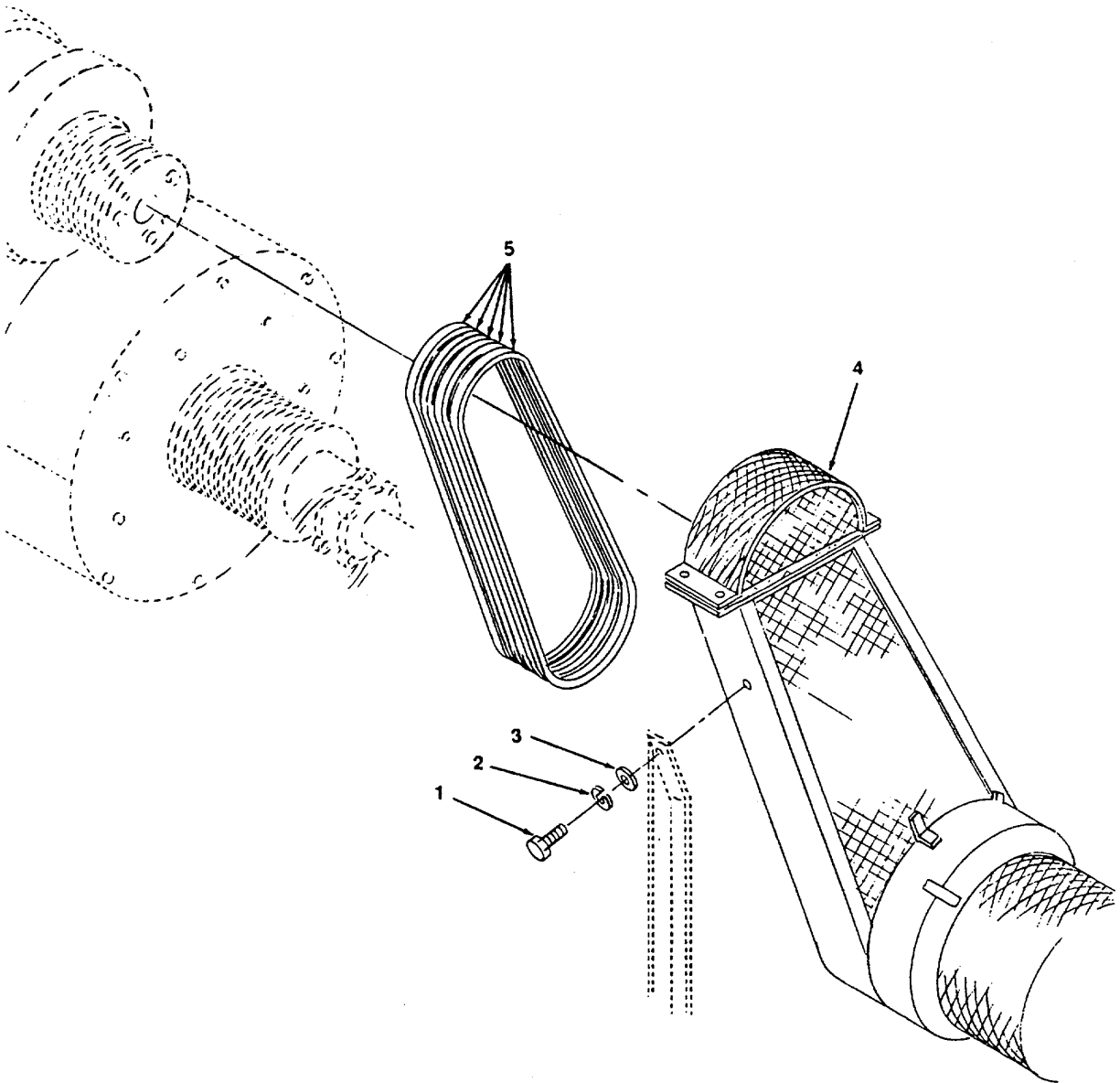


Figure 66. Belts, Exciter, Auxiliary Generator.

| (1) ITEM NUMBER | (2) FSCM | (3) PART NUMBER | (4) DESCRIPTION | (5) QTY |
|-----------------------|-------------|-----------------------|--|------------|
| | | | GROUP 11 GENERATOR, EXCITER, AUXILIARY GROUP | |
| | | | FIG. 66 BELTS, EXCITER, AUXILIARY GENERATOR | |
| 1 | 96906 | MS90725-6 | BOLT, 1/4-20 X 3/4 IN. LONG | 4 |
| 2 | 96906 | MS35338-44 | WASHER, LOCK | 4 |
| 3 | 96906 | 27183-10 | WASHER, FLAT | 4 |
| 4 | 51225 | 57-0208 | GUARD, BELT | 1 |
| 5 | 24161 | C105 | BELTS, EXCITER-AUXILIARY GENERATOR, MATCHED SET | 5 |
| | | | END OF FIGURE | |

4833-067.1

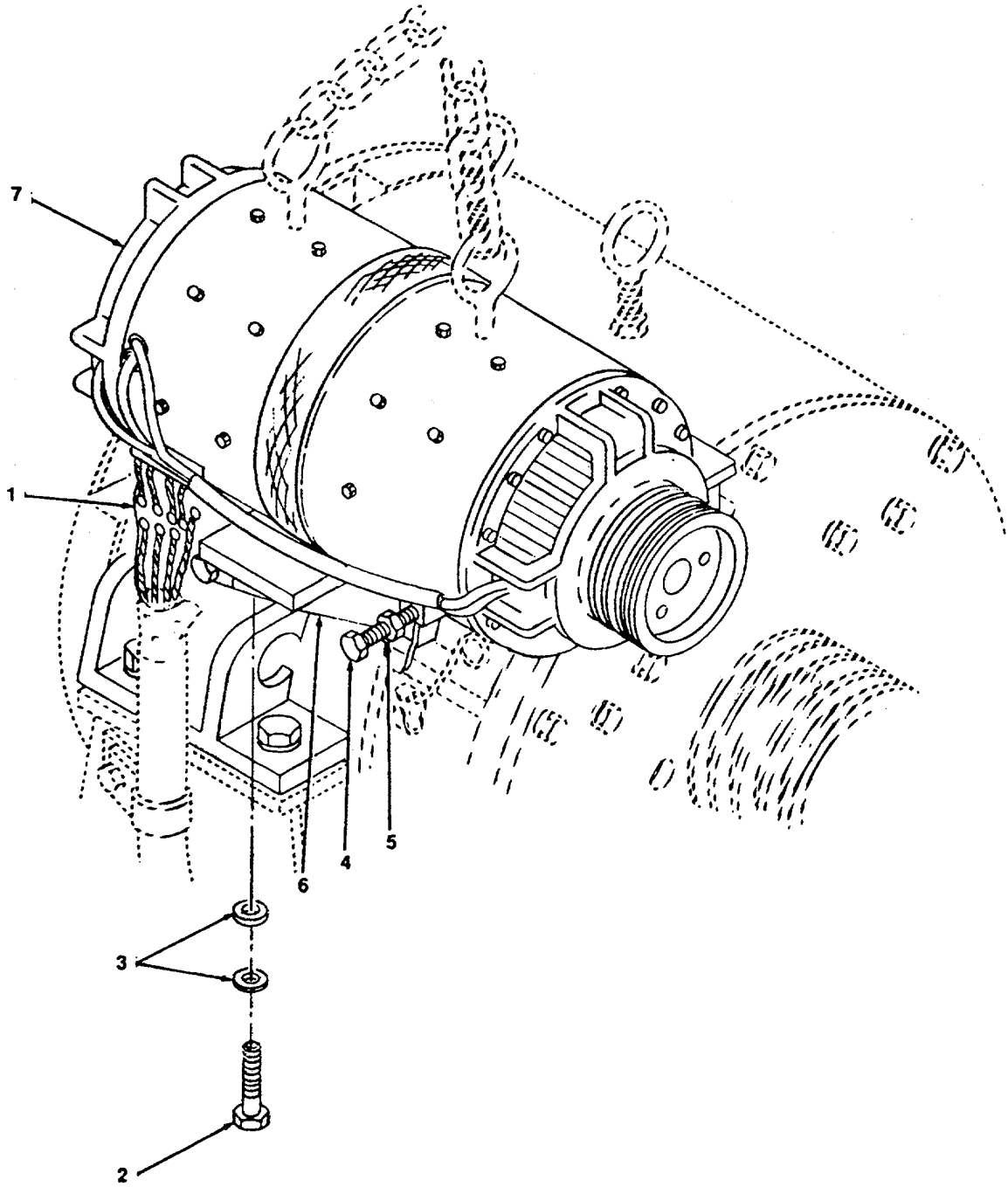


Figure 67. Generator Exciter, Auxiliary Assembly (Sheet 1 of 2).

4833-067.2

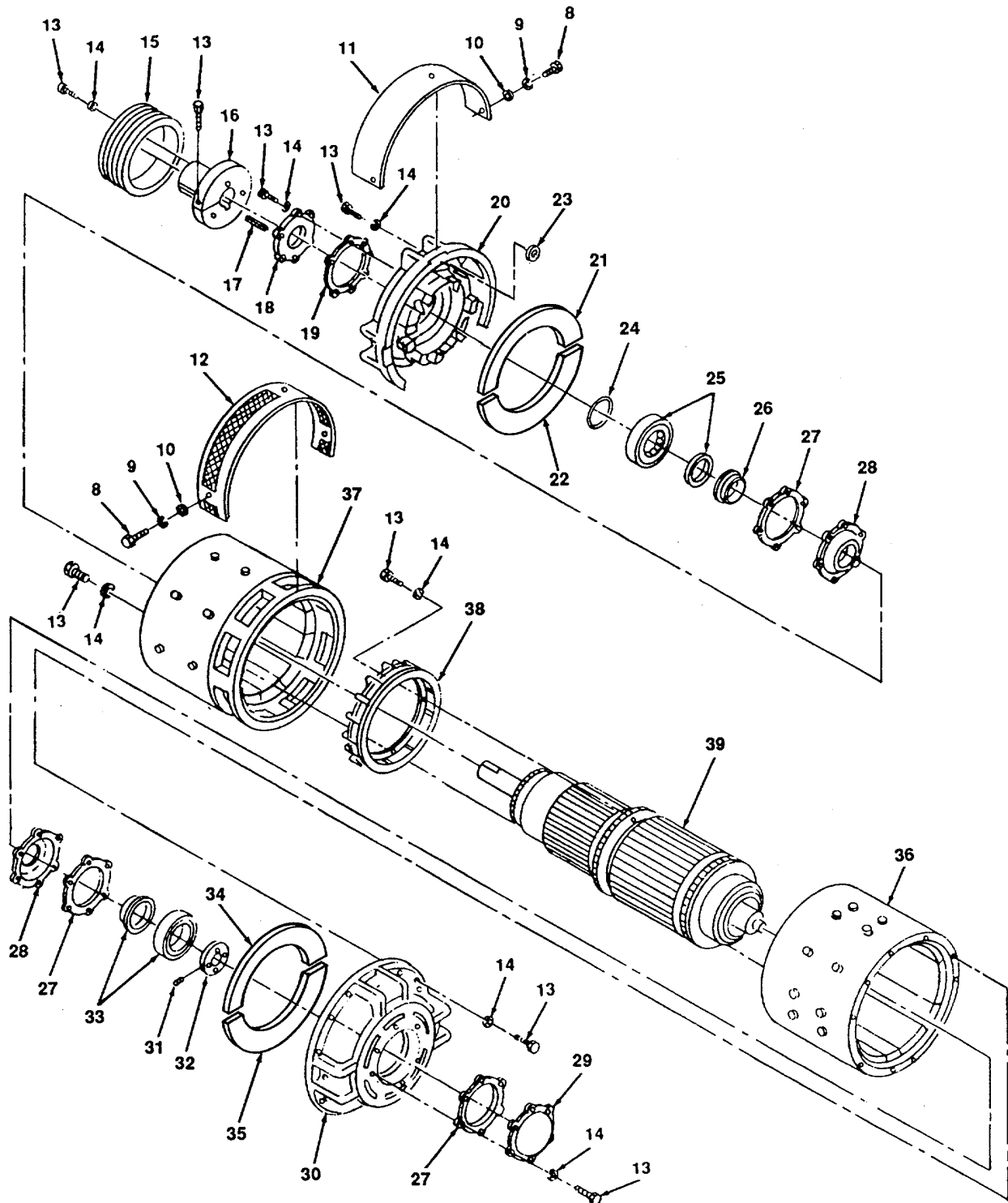


Figure 67. Generator Exciter, Auxiliary Assembly (Sheet 2 of 2).

| (1) ITEM NUMBER | (2) FSCM | (3) PART NUMBER | (4) DESCRIPTION AND USABLE ON CODE (UOC) | (5) QTY |
|-----------------------|-------------|-----------------------|--|------------|
| 1 | | | GROUP 11 GENERATOR, EXCITER, AUXILIARY GROUP FIG. 67 GENERATOR, EXCITER, AUXILIARY ASSEMBLY LEAD, ELECTRICAL, MADE FROM; WIRE, 14 AWG, P/N 8491796 (72915), TERMINAL, LUG, CABLE LEAD, P/N 370285 (79500) REF. DES: AG+, AG-, HF1+, EFZ+, EFA+, EF8+ | 6 |
| 2 | 96906 | MS90725-114 | BOLTS, HEX-HEAD, 7/8 IN. | 4 |
| 3 | 96906 | M535338-18 | WASHER, FLAT, 7/8 IN. | 8 |
| 4 | 96906 | MS90725-215 | SCREW, HEX, ADJUSTING | 2 |
| 5 | 96906 | MS51967-27 | NUT, ADJUSTING | 1 |
| 6 | 79500 | | BRACKET, MOUNTING | 1 |
| 7 | 79500 | YG-49D | GENERATOR, EXCITER, AUXILARY ASSEMBLY | 1 |
| 8 | 96906 | MS90275-201 | SCREW, HEX HEAD | 13 |
| 9 | 96906 | MS51922-57 | WASHER, LOCK | 13 |
| 10 | 96906 | MS27183-24 | WASHER, FLAT | 13 |
| 11 | 79500 | 1021212 | COVER, COMMUTATOR INSPECTION | 2 |
| 12 | 79500 | | COVER, COMMUTATOR SCREEN | 1 |
| 13 | 96906 | MS90725-58 | SCREW, HEX-HEAD 3/8 X 3/4 | 20 |
| 14 | 96906 | MS35338-46 | WASHER, LOCK 3/8 IN. | 20 |
| 15 | 79500 | | PULLEY | 1 |
| 16 | 79500 | | INNER PULLEY | 1 |
| 17 | 79500 | | KEY | 1 |
| 18 | 79500 | 1546473 | CAP, OUTER EXCITER | 1 |
| 19 | 79500 | 1020202 | GASKET | 1 |
| 20 | 79500 | 1536473 | HOUSING, EXCITER END | 1 |
| 21 | 79500 | 1445267 | RING, GENERATOR END POS | 1 |
| 22 | 79500 | 1445266 | RING, GENERATOR, END NEG | 1 |
| 23 | 79500 | 1133859 | WASHER, RING SUPPORT | 6 |
| 24 | 79500 | 14882276 | SLINGER OIL | 1 |
| 25 | 52676 | NU312CH | BEARING, ASSEMBLY, INCL. RACE INNER | 1 |
| 26 | 79500 | 1407971 | SPACER, BEARING | 1 |
| 27 | 79500 | 1020201 | GASKET | 1 |
| 28 | 79500 | 1020200 | CAP, INNER EXCITER | 1 |
| 29 | 79500 | 1243241 | CAP, OUTER AUXILIARY, GENERATOR END | 1 |

| (1) ITEM NUMBER | (2) FSCM | (3) PART NUMBER | (4) DESCRIPTION | (5) QTY |
|-----------------------|-------------|-----------------------|--|------------|
| | | | FIG. 67 GENERATOR, EXCITER, AUXILIARY ASSEMBLY (CONT) | |
| 30 | 79500 | | HOUSING, AUXILIARY END | 1 |
| 31 | 79500 | | SCREW, SET | 2 |
| 32 | 79500 | | NUT, LOCK | 1 |
| 33 | 52676 | 6312JC3 | BEARING, BALL, ANNULAR, INCL. INNER RACE | 1 |
| 34 | 79500 | 1612039 | RING, EXCITER POS | 1 |
| 35 | 79500 | 1612040 | RING, EXCITER NEG | 1 |
| 36 | 79500 | | FRAME, AUXILIARY | 1 |
| 37 | 79500 | | FRAME, EXCITER | 1 |
| 38 | 79500 | | FAN, COOLING | 1 |
| 39 | 79500 | 1579091 | ARMATURE, GENERATOR | 1 |
| | | | END OF FIGURE | |

4833-068

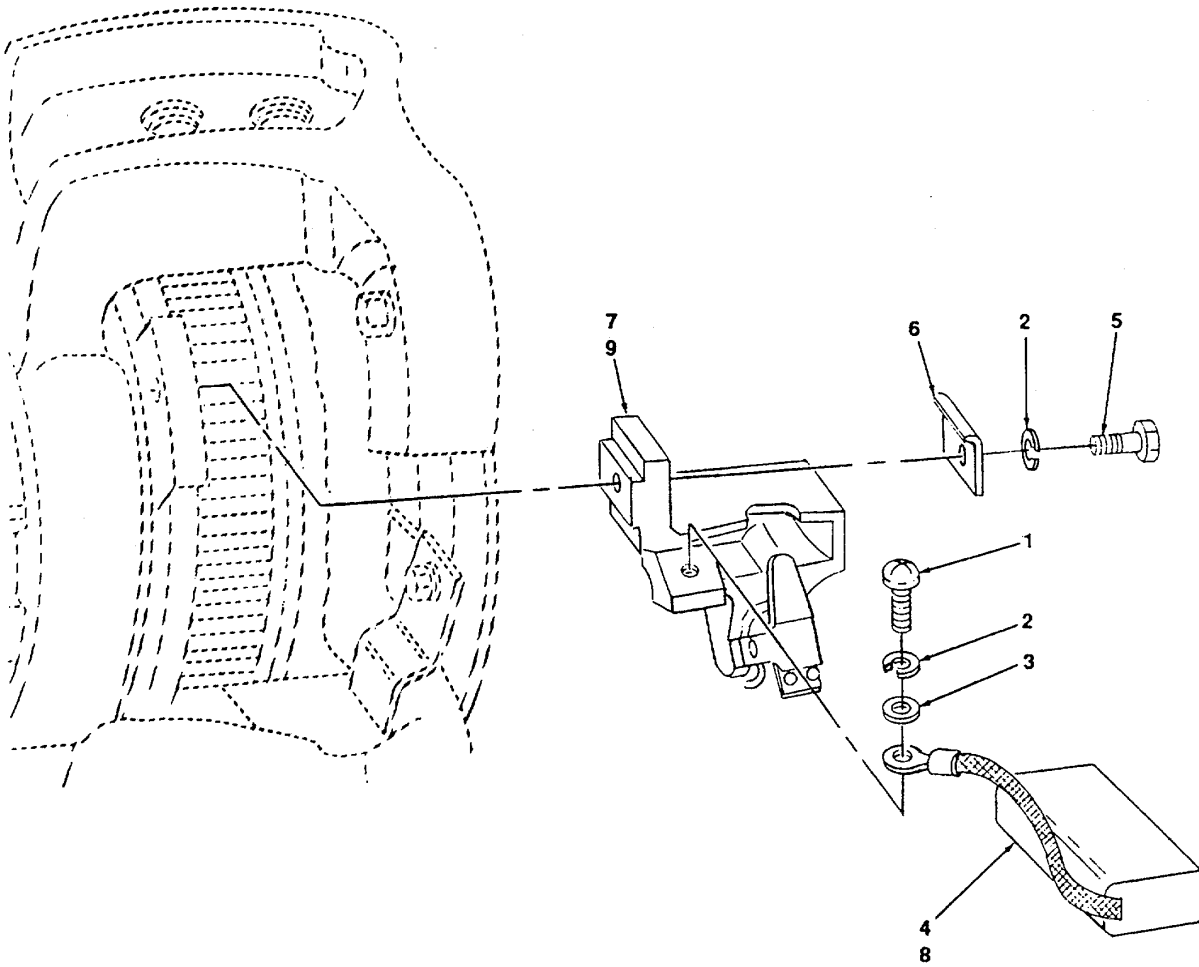


Figure 68. Brushes, Carbon and Holders.

| (1) ITEM NUMBER | (2) FSCM | (3) PART NUMBER | (4) DESCRIPTION AND USABLE ON CODE (UOC) | (5) QTY |
|-----------------------|-------------|-----------------------|---|------------|
| | | | GROUP 11 GENERATOR, EXCITER, AUXILIARY GROUP FIG. 68 BRUSHES, CARBON AND HOLDERS | |
| 1 | 96906 | MS35206-279 | SCREW, PAN HEAD, MACHINE, 1/4 X 1/2 | 1 |
| 2 | 96906 | MS27183-10 | WASHER, LOCK 1/4 IN. | 1 |
| 3 | 96906 | MS35338-10 | WASHER, FLAT 1/4 IN. | 1 |
| 4 | 79500 | 1133001 | BRUSH, ELECTRICAL, W/PIGTAIL LEAD EXCITER, GENERATOR END | 1 |
| 5 | 96906 | MS90725-195 | SCREW, HEX-HEAD 3/4 X 4 | |
| 6 | 79500 | | CLAMP | 1 |
| 7 | 79500 | 1422002 | HOLDER, BRUSH, EXCITER, GENERATOR END | 1 |
| 8 | 79500 | 1412121 | BRUSH, ELECTRICAL, W/PIGTAIL LEAD, AUXILIARY GENERATOR END | 1 |
| 9 | 79500 | 1422000 | HOLDER, BRUSH EXCITER, AUXILIARY GENERATOR END | 1 |
| | | | END OF FIGURE | |

4833-069.1

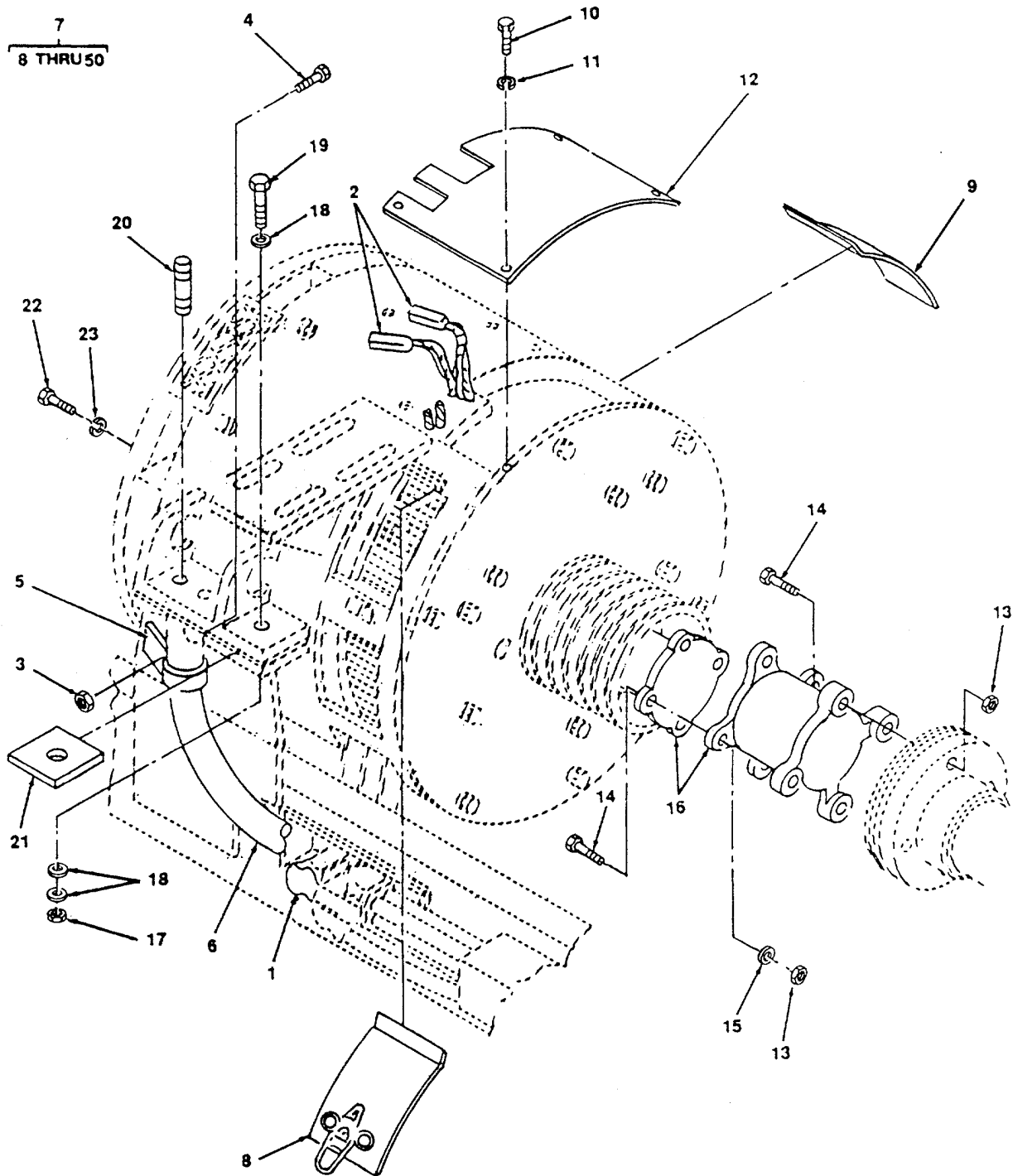


Figure 69. Generator, Main (Sheet 1 of 2).

4833-069.2

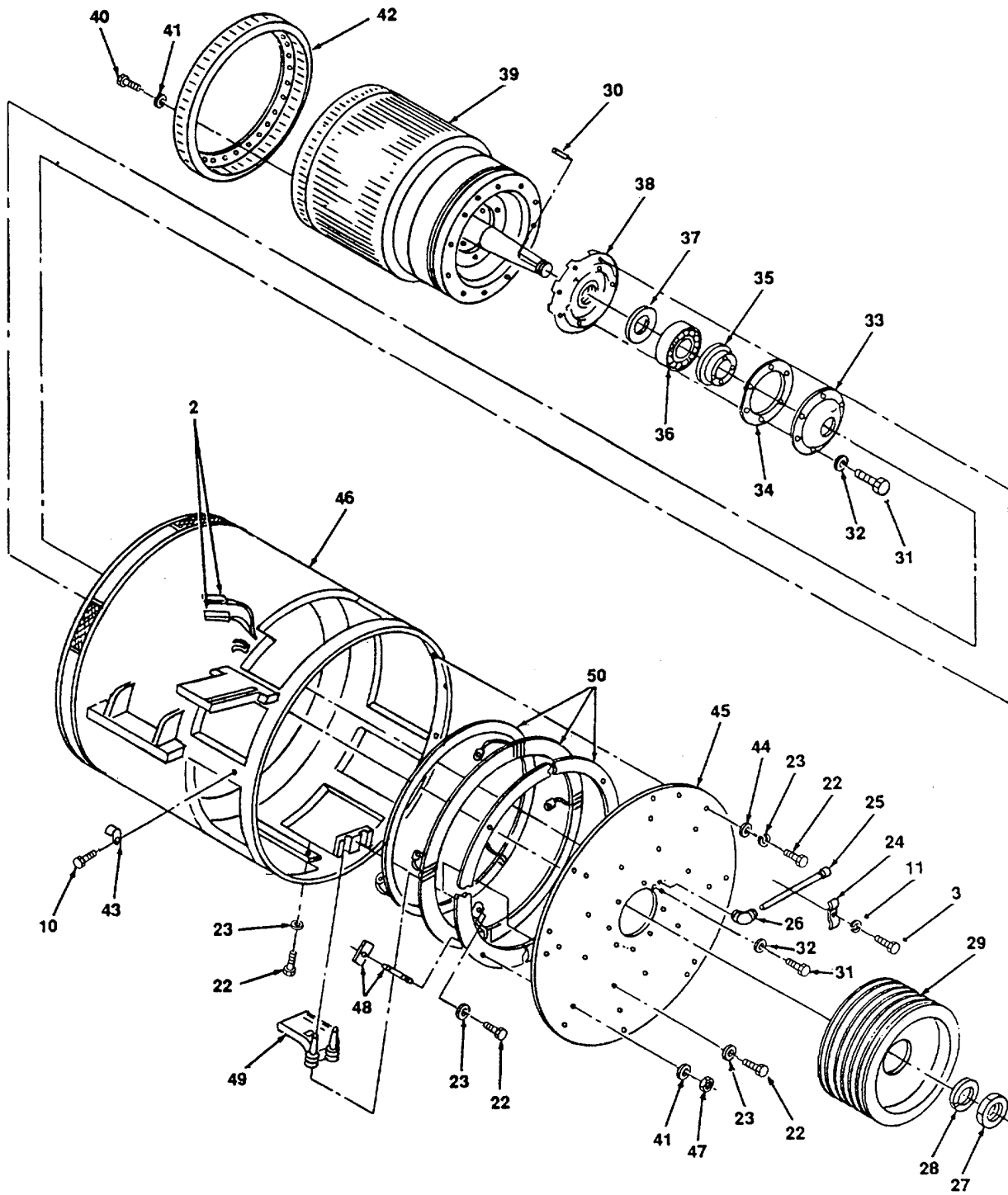


Figure 69. Generator, Main (Sheet 2 of 2).

| (1) ITEM NUMBER | (2) FSCM | (3) PART NUMBER | (4) DESCRIPTION AND USABLE ON CODE (UOC) | (5) QTY |
|-----------------------|-------------|-----------------------|---|------------|
| | | | GROUP 12 MAIN GENERATOR GROUP FIG. 69 GENERATOR, MAIN | |
| 1 | 72915 | | LEAD, ELECTRICAL, MADE FROM; WIRE, AWG, P/N (72915), TERMINAL, CONNECTOR, P/N 1593772 (79500) | 6 |
| 2 | 72915 | | LEAD, ELECTRICAL, MADE FROM; WIRE, AWG, P/N (72915) AND TERMINAL, SPADE | 6 |
| 3 | 96906 | 51967-03 | BOLT, 1/4 IN. | 1 |
| 4 | 96906 | 90725 | SCREW, HEX-HEAD, 1/4 IN. | 1 |
| 5 | 79500 | 13228E2148-48 | CLAMP DOUBLE | 1 |
| 6 | 09641 | LA13 | CONDUIT, ELECTRICAL | 1 |
| 7 | 79500 | 1604C | GENERATOR, MAIN | 1 |
| 8 | 79500 | 1612185 | COVER, UH, W/LATCH | 1 |
| 9 | 79500 | 1612184 | COVER, R/H, W/LATCH | 1 |
| 10 | 96906 | MS90725 | SCREW, HEX-HEAD, 1/4 IN. | 1 |
| 11 | 96906 | MS35338-44 | WASHER, LOCK, 1/4 IN. | 1 |
| 12 | 79500 | 1612186 | COVER, COMMUTATOR TAP | 2 |
| 13 | 96906 | MS51967-21 | NUT | 8 |
| 14 | 96906 | MS90725-165 | SCREW, HEX-HEAD | 8 |
| 15 | 79500 | | SPACER | 4 |
| 16 | 79500 | | COUPLING, FLEXIBLE | 1 |
| 17 | 96906 | MS51967-24 | NUT, 3/4 IN. | 4 |
| 18 | 96906 | MS27183-24 | WASHERS, FLAT, 3/4 IN. | 12 |
| 19 | 96906 | MS907825-195 | SCREW, HEX-HEAD, 3/4 X 4 IN. | 6 |
| 20 | 79500 | | PIN, DOWEL 3/4 X 4 IN. | 2 |
| 21 | 79500 | | SHIM | v |
| 22 | 96906 | MS90725-165 | BOLTS, MOUNTING, 5/8 X 2 1/4 IN. | 25 |
| 23 | 96906 | MS35338-41 | WASHERS, LOCK, 5/8 IN. | 25 |
| 24 | 96906 | 13228E2148-34 | CLAMP, 3/4 IN. | 1 |
| 25 | 79500 | | TUBE, LUBRICATION | 2 |
| 26 | 72423 | 1203-100 | ELBOW, 90° STREET | 2 |
| 27 | 96906 | MS51967 | NUT | 6 |
| 28 | 96906 | MS35338 | WASHER, LOCK | 6 |
| 29 | 96906 | 1421929 | PULLEY | 1 |
| 30 | 79500 | | KEY | 1 |

| (1) ITEM NUMBER | (2) FSCM | (3) PART NUMBER | (4) DESCRIPTION AND USABLE ON CODE (UOC) | (5) QTY |
|-----------------------|-------------|-----------------------|---|------------|
| | | | FIG. 69 GENERATOR, MAIN (CONT) | |
| 31 | 96906 | MS90725-113 | SCREW, 1/2X1 1/21N. | 12 |
| 32 | 96906 | MS35338-48 | WASHER, LOCK | 12 |
| 33 | 79500 | 1417339 | CAP, BEARING | 1 |
| 34 | 79500 | 1417340 | GASKET, CAP | 1 |
| 35 | 79500 | 1417341 | SEAL, OUTERBEARING | 1 |
| 36 | 79500 | 1297229 | BEARING, ROLLER | 1 |
| 37 | 79500 | 1417342 | SEAL, INNER BEARING | 1 |
| 38 | 79500 | | CARTRIDGE, BEARING | 1 |
| 39 | 79500 | 1630996 | ARMATURE | 1 |
| 40 | 96906 | MS90725-85 | SCREW, HEX-HEAD, 7/16 X 1 | 16 |
| 41 | 96906 | MS35338-47 | WASHER, LOCK, 7/16 | 24 |
| 42 | 79500 | | FAN, ARMATURE | 1 |
| 43 | 96906 | | CLIP | 1 |
| 44 | 96906 | MS27183-21 | WASHER, FLAT, 5/8 | 16 |
| 45 | 79500 | | COVER, STATOR FRAME | 1 |
| 46 | 79500 | | STATOR FRAME | 1 |
| 47 | 96906 | MS51967-12 | NUT, 7/16 | 8 |
| 48 | 79500 | | CLAMP, T-BAR, 7/16 X 3 IN. | 8 |
| 49 | 79500 | 1593937 | HOLDER, BRUSH | 8 |
| 50 | 79500 | | RING ASSEMBLY, GENERATOR | 1 |
| | | | END OF FIGURE | |

4833-070

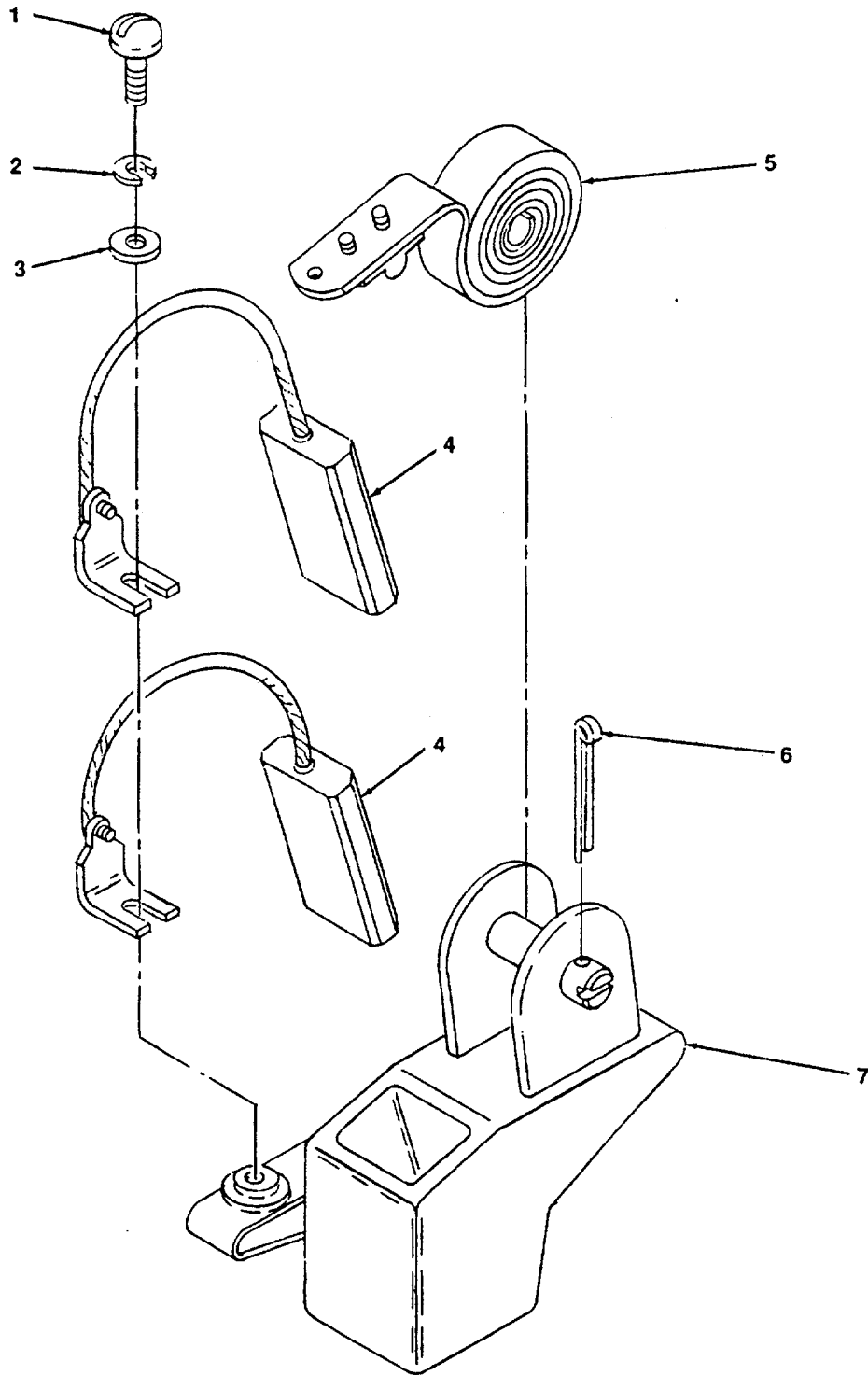


Figure 70. Brushes, Carbon and Holders.

| (1) ITEM NUMBER | (2) FSCM | (3) PART NUMBER | (4) DESCRIPTION AND USABLE ON CODE (UOC) | (5) QTY |
|-----------------------|-------------|-----------------------|---|------------|
| | | | GROUP 12 MAIN GENERATOR GROUP | |
| | | | FIG. 70 BRUSHES, CARBON AND HOLDERS | |
| 1 | 96906 | MS35206-6 | SCREW, PAN HEAD | 2 |
| 2 | 96906 | MS35338-44 | WASHER, LOCK | 2 |
| 3 | 96906 | MS27183-10 | WASHER, FLAT | 2 |
| 4 | 79500 | 1593164 | BRUSHES W/PIGTAIL, 2 PARTS | 1 |
| 5 | 79500 | | SPRING | 1 |
| 6 | 96906 | | PIN, COTTER (NSN 5315-00-013-7258) | 1 |
| 7 | 79500 | 1593937 | HOLDER, BRUSH | 1 |
| | | | END OF FIGURE | |

4833F0 71

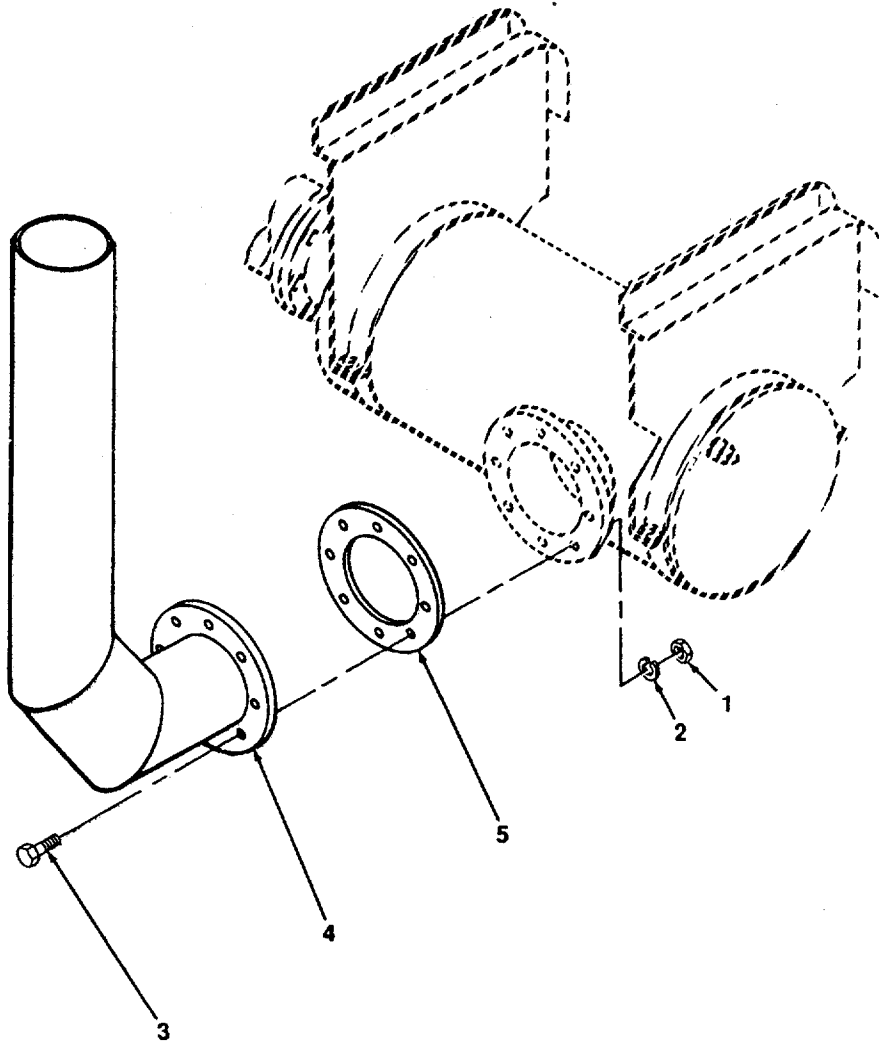


Figure 71. Pipe, Exhaust.

| (1) ITEM NUMBER | (2) FSCM | (3) PART NUMBER | (4) DESCRIPTION AND USABLE ON CODE (UOC) | (5) QTY |
|-----------------------|-------------|-----------------------|---|------------|
| | | | GROUP 13 EXHAUST SYSTEM GROUP | |
| | | | FIG. 71 PIPE, EXHAUST | |
| 1 | 96906 | MS51967-24 | NUT | 8 |
| 2 | 96906 | MS35338-51 | WASHER, LOCK | 8 |
| 3 | 96906 | MS90725-187 | SCREW, HEX-HEAD | 8 |
| 4 | 51225 | 57-0252 | PIPE, EXHAUST | 1 |
| 5 | 90615 | 6483691 | GASKET | 1 |
| | | | END OF FIGURE | |

4833-072

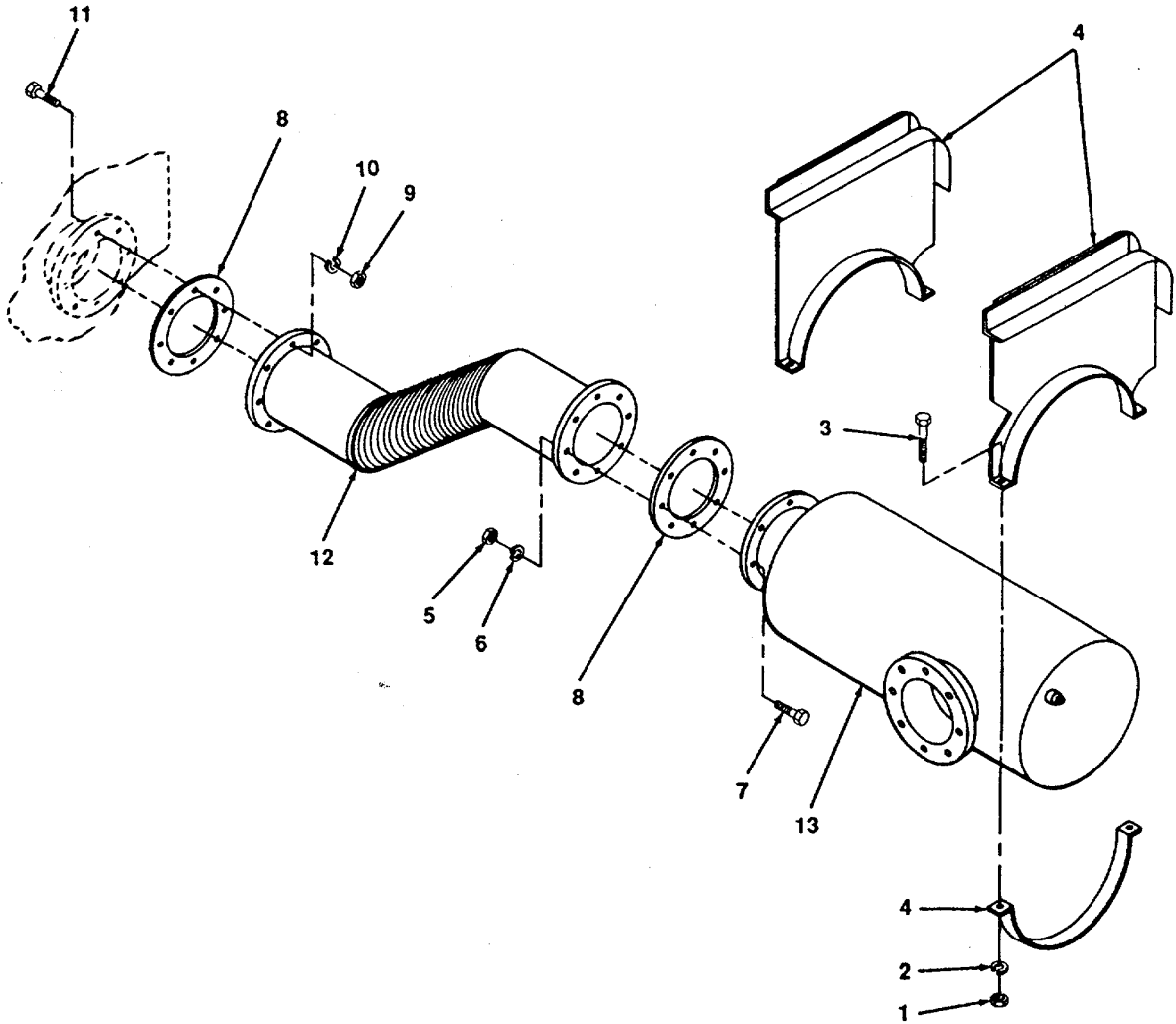


Figure 72. Muffler and Extension Pipe Exhaust.

| (1) ITEM NUMBER | (2) FSCM | (3) PART NUMBER | (4) DESCRIPTION USABLE ON CODE (UOC) | (5) QTY |
|---|-------------|-----------------------|---|------------|
| GROUP 13 EXHAUST SYSTEM GROUP | | | | |
| FIG. 72 MUFFLER AND EXTENSION PIPE EXHAUST | | | | |
| 1 | 96906 | MS51967-09 | NUT, 3/8 | 8 |
| 2 | 96906 | MS35338-46 | WASHER, LOCK, 3/8 IN. | 8 |
| 3 | 96906 | MS90725- | SCREW, HEX-HEAD, 3/8 X 2 IN. | 8 |
| 4 | 96906 | SAE-1015-1025 | CLAMP, 2 PARTS | 1 |
| 5 | 96906 | MS51967-24 | NUT, 3/4 IN. | 8 |
| 6 | 96906 | MS35338-51 | WASHER, LOCK, 3/4 IN. | 8 |
| 7 | 96906 | MS90725- | SCREW, HEX-HEAD, 3/4 IN. | 8 |
| 8 | 90615 | 6483691 | GASKET | 2 |
| 9 | 96906 | MS51967-12 | NUT, 7/16 | 8 |
| 10 | 96906 | MS35388-47 | WASHER, LOCK, 7/16 | 8 |
| 11 | 96906 | MS90725- | SCREW, HEX-HEAD, 7/16 | 8 |
| 12 | 51225 | 57-0253 | PIPE ASSEMBLY, EXHAUST | 1 |
| 13 | 90615 | BMS8-6-4 | MUFFLER, EXHAUST | 1 |
| END OF FIGURE | | | | |

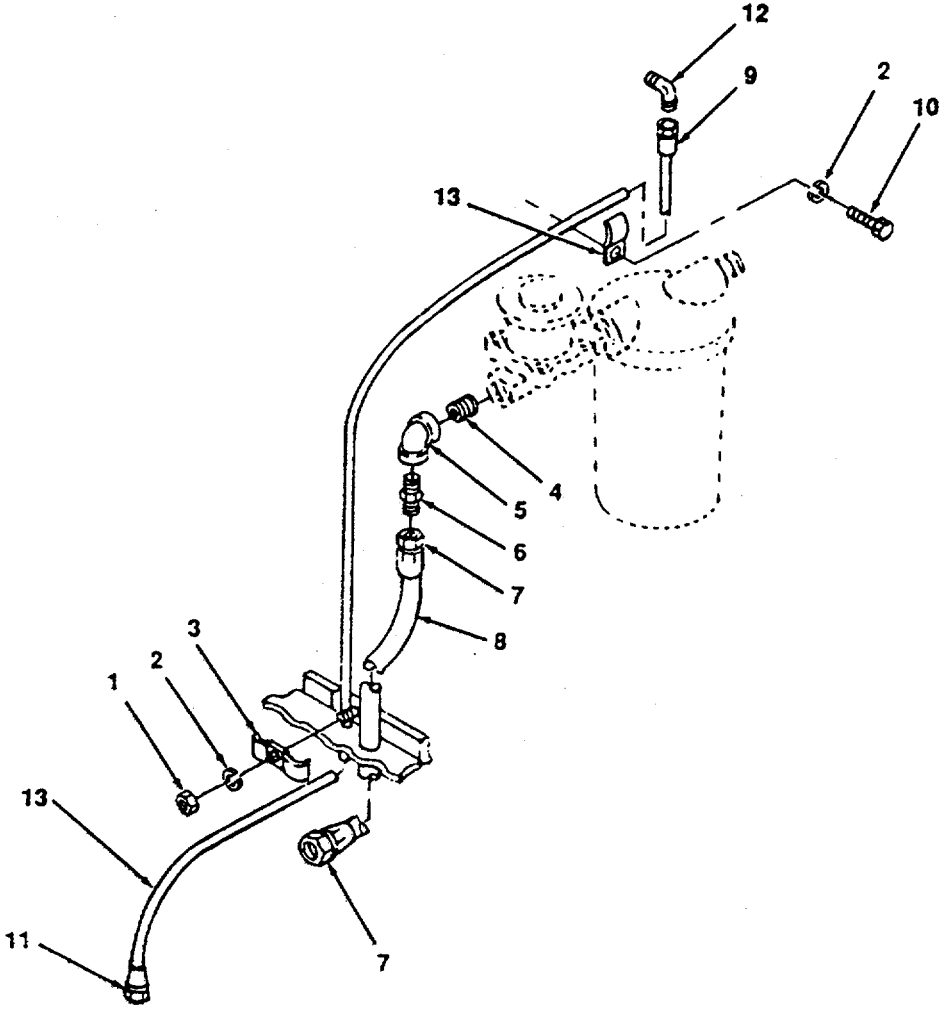


Figure 73. Lines and Fittings.

| (1) ITEM NUMBER | (2) FSCM | (3) PART NUMBER | (4) DESCRIPTION USABLE ON CODE (UOC) | (5) QTY |
|-----------------------|-------------|-----------------------|---|------------|
| | | | GROUP 14 FUEL SYSTEM GROUP | |
| | | | FIG. 73 LINES AND FITTINGS | |
| 1 | 96906 | MS51967-09 | NUT, 3/8 IN. | 1 |
| 2 | 96906 | MS27183-14 | WASHER, LOCK, 3/8 IN. | 2 |
| 3 | | | CLAMP, HOSE DOUBLE | 1 |
| 4 | 96906 | MS51953-758 | NIPPLE | 1 |
| 5 | 01276 | 1203-100 | ELBOW, 900 | 1 |
| 6 | 01276 | 2021-8-106 | UNION, MALE HALF | 1 |
| 7 | 01276 | 4411-10S | FITTING, HOSE, FEMALE | 2 |
| 8 | | | HOSE, MAKE FROM: 1503-10 (01276) | V |
| 9 | 01276 | 4411-8S | FITTING, HOSE | 2 |
| 10 | 96906 | MS90725-60 | SCREW, HEX-HEAD, 3/8 IN | 1 |
| 11 | 01276 | 8108214 | CLAMP, HOSE, SINGLE | 1 |
| 12 | 30327 | 648F1-2X1 | ELBOW, STREET, 900 | 1 |
| 13 | | | HOSE, MAKE FROM: 1503-8 (01276) | V |
| | | | END OF FIGURE | |

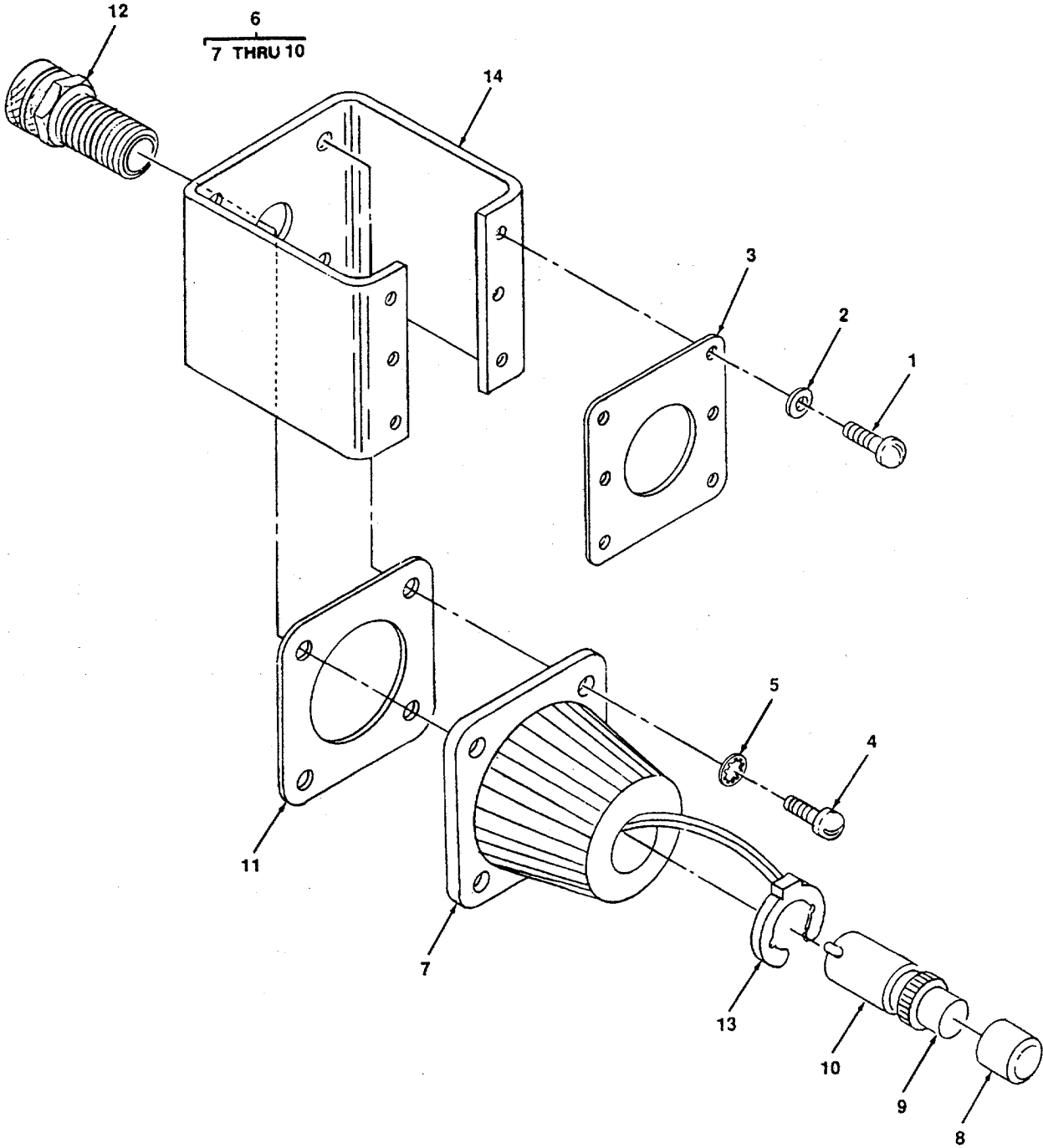


Figure 74. Switch, Emergency Fuel Cutoff.

| (1) ITEM NUMBER | (2) FSCM | (3) PART NUMBER | (4) DESCRIPTION USABLE ON CODE (UOC) | (5) QTY |
|-----------------------|-------------|-----------------------|--|------------|
| | | | GROUP 14 FUEL SYSTEM GROUP | |
| | | | FIG. 74 SWITCH, EMERGENCY FUEL CUTOFF | |
| 1 | 96906 | MS35206-5 | SCREW, PAN HEAD, 10-24 X 3/8 | 6 |
| 2 | 96906 | MS27183-14 | WASHER, FLAT, 3/8 IN. | 6 |
| 3 | 92915 | 171420 | PLATE, NAME (EMERGENCY FUEL CUTOFF) | 1 |
| 4 | 96906 | MS35206-264 | SCREW, PAN HEAD, 10 X 24 X 5/8 | 4 |
| 5 | 92915 | 121801 | WASHER, LOCK, INTERNAL TOOTH, NO. 10 | 4 |
| 6 | 92915 | 8355620 | SWITCH ASSEMBLY, REF. DES: S70, S71 | 2 |
| 7 | 92915 | 8351501 | ENCLOSURE, CONTACT | 1 |
| 8 | 92915 | 8249687 | BOOT, PUSH BUTTON, RED | 1 |
| 9 | 92915 | 8351660 | OPERATOR, LONG PUSH BUTTON | 1 |
| 10 | 92915 | 8383466 | BLOCK, CONTACT | 1 |
| 11 | 92915 | 8351666 | GASKET, ENCLOSURE MTG. | 1 |
| 12 | 92915 | 8224254 | BUSHING, STRAIN RELIEF, 3/4 IN. | 1 |
| 13 | | | LEAD, ELECTRICAL, MAKE FROM; WIRE, 14 AWG, P/N 31906 (89110), TERMINAL 14-1/4 IN. STUD, 31900 (89110), REF. DES: SW2, SWJ | 3 |
| 14 | 92915 | 8340977 | BRACKET | 1 |
| | | | END OF FIGURE | |

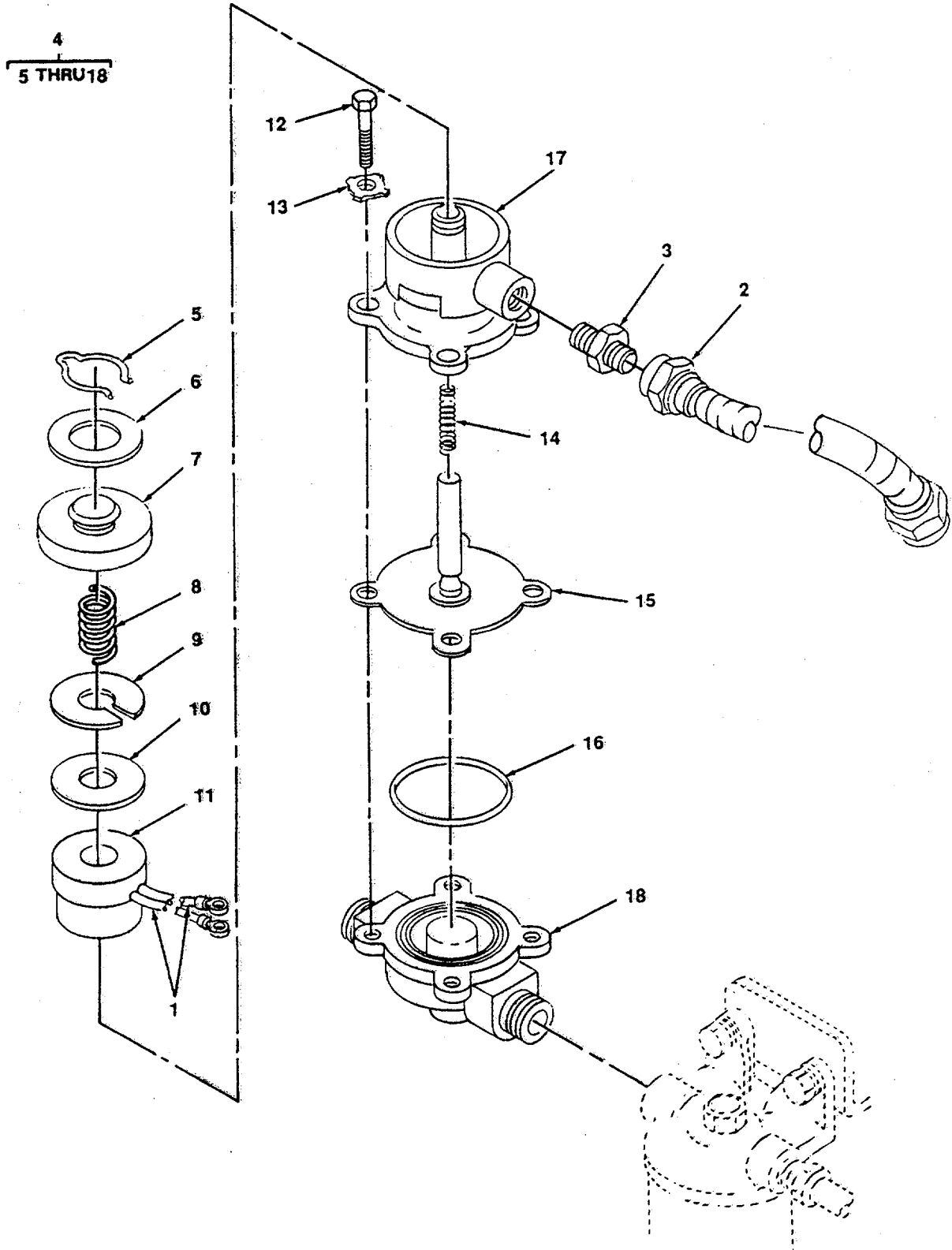


Figure 75. Solenoid, Emergency Fuel.

| (1) ITEM NUMBER | (2) FSCM | (3) PART NUMBER | (4) DESCRIPTION USABLE ON CODE (UOC) | (5) QTY |
|-----------------------|-------------|-----------------------|--|------------|
| | | | GROUP 14 FUEL SYSTEM GROUP | |
| | | | FIG. 75 SOLENOID, EMERGENCY FUEL | |
| 1 | | | LEAD, ELECTRICAL, MADE FROM; 14 AWG, P/N 849176 (72915) TERMINAL, LUG 14 AWG, 1/4 IN., P/N A2272 (46522) | 4 |
| 2 | 01276 | FC184-10-20 | HOSE | 1 |
| 3 | 30327 | 648F1-2X38 | ADAPTER | 1 |
| 4 | 04845 | 8211 D9 | SOLENOID, EMERGENCY FUEL | 2 |
| 5 | 04845 | | CLIP, RETAINER | 1 |
| 6 | 04845 | | PLATE, DATA | 1 |
| 7 | 04845 | | CAP | 1 |
| 8 | 04845 | | SPRING, TAKE UP | 1 |
| 9 | 04845 | | WASHER, FLUX | 1 |
| 10 | 04845 | | WASHER, FIBER | 1 |
| 11 | 04845 | | COIL | 1 |
| 12 | 96906 | MS90725-61 | SCREW, HEX-HEAD, 3/8 X 1-1/4 | 4 |
| 13 | 04845 | | WASHER, SQUARE SPRING | 1 |
| 14 | 04845 | | SPRING | 1 |
| 15 | 04845 | | PLUNGER, VALVE | 1 |
| 16 | 04845 | | O-RING | 1 |
| 17 | 04845 | | HOUSING, SOLENOID | 1 |
| 18 | 04845 | | BODY, VALVE | 1 |
| | | | END OF FIGURE | |

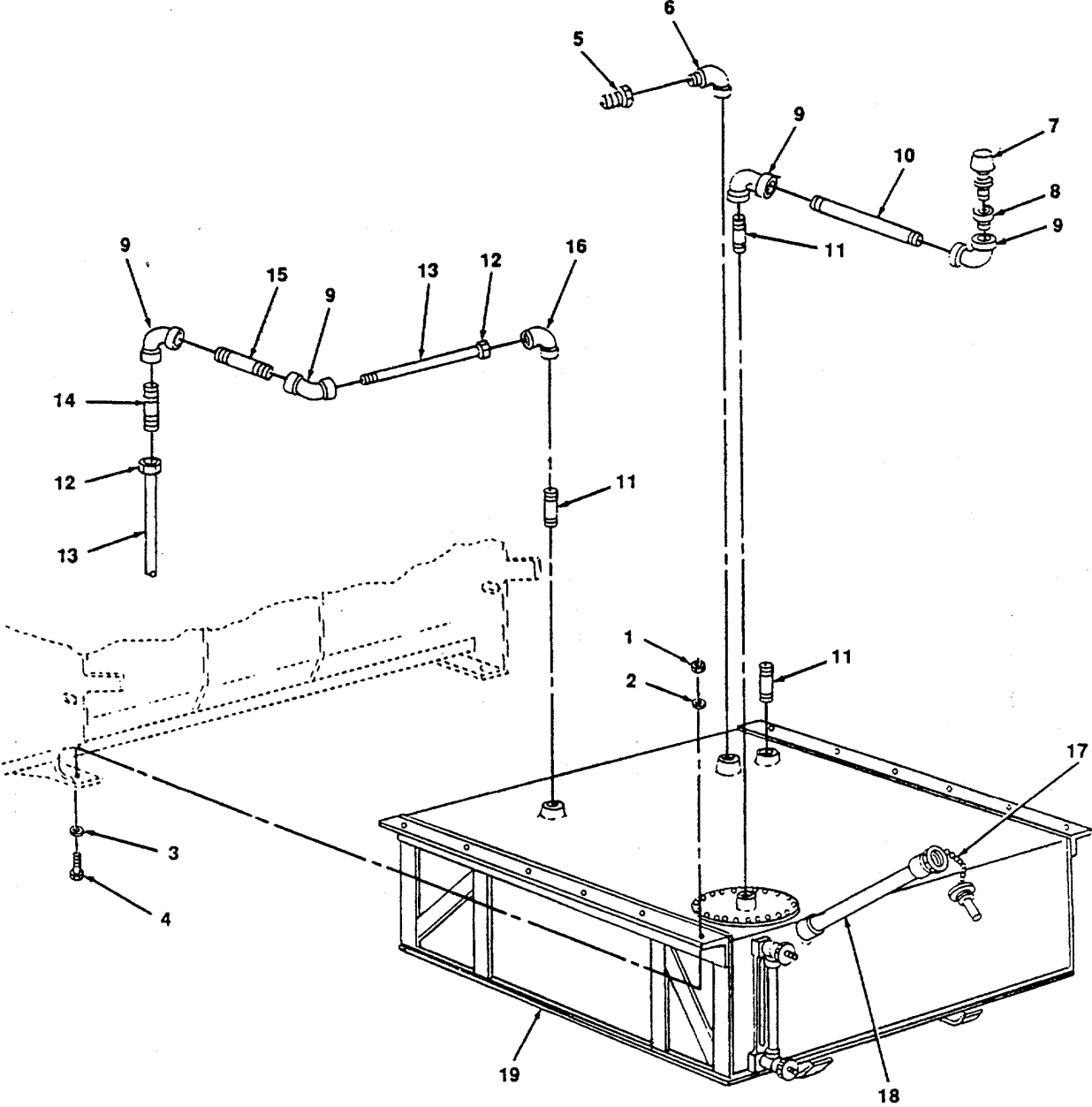


Figure 76. Tank, Fuel.

| (1) ITEM NUMBER | (2) FSCM | (3) PART NUMBER | (4) DESCRIPTION USABLE ON CODE (UOC) | (5) QTY |
|-----------------------|-------------|-----------------------|---|------------|
| | | | GROUP 14 FUEL SYSTEM GROUP | |
| | | | FIG. 76 TANK, FUEL | |
| 1 | 96906 | MS651967-21 | NUT, 5/8 | 12 |
| 2 | 96906 | MS35338-50 | WASHER, LOCK, 5/8 | 12 |
| 3 | 96906 | MS21783-21 | WASHER, FLAT | 12 |
| 4 | 96906 | MS90725-164 | SCREW, HEX-HEAD, 5/8-11 X 2 | 12 |
| 5 | 33027 | 648F1-2X38 | ADAPTER TUBE TO PIPE 1/2 IN. | 1 |
| 6 | 72423 | 1203-100 | ELBOW STREET 1/2 IN. | 1 |
| 7 | 90615 | GA5261 | VALVE, RELIEF | 1 |
| 8 | | | ADAPTER | 1 |
| 9 | 72423 | 1201-060 | ELBOW, 900, 3/8 | 2 |
| 10 | 96906 | MS51953-69 | NIPPLE, 3/8 X 12 | 2 |
| 11 | 96906 | MS51953-57 | NIPPLE 3/8 X 3 | 3 |
| 12 | 72423 | 1641-060 | UNION, 3/8 | 2 |
| 13 | 42423 | ASTM-A120 | PIPE, VENT, | 1 |
| 14 | 72423 | MS51953-59 | NIPPLE 3/8 X 4 | 1 |
| 15 | 72423 | MS51953-63 | NIPPLE 6 IN. | 1 |
| 16 | 72423 | 1203-060 | ELBOW, STREET 3/8 | 1 |
| 17 | 72915 | 8472022 | CHAIN, FUEL OIL CAP | 1 |
| 18 | 90615 | 384A | FILLER, FUEL OIL | 1 |
| 19 | 90615 | 83-4-470 | TANK ASSEMBLY, FUEL | 1 |
| | | | END OF FIGURE | |

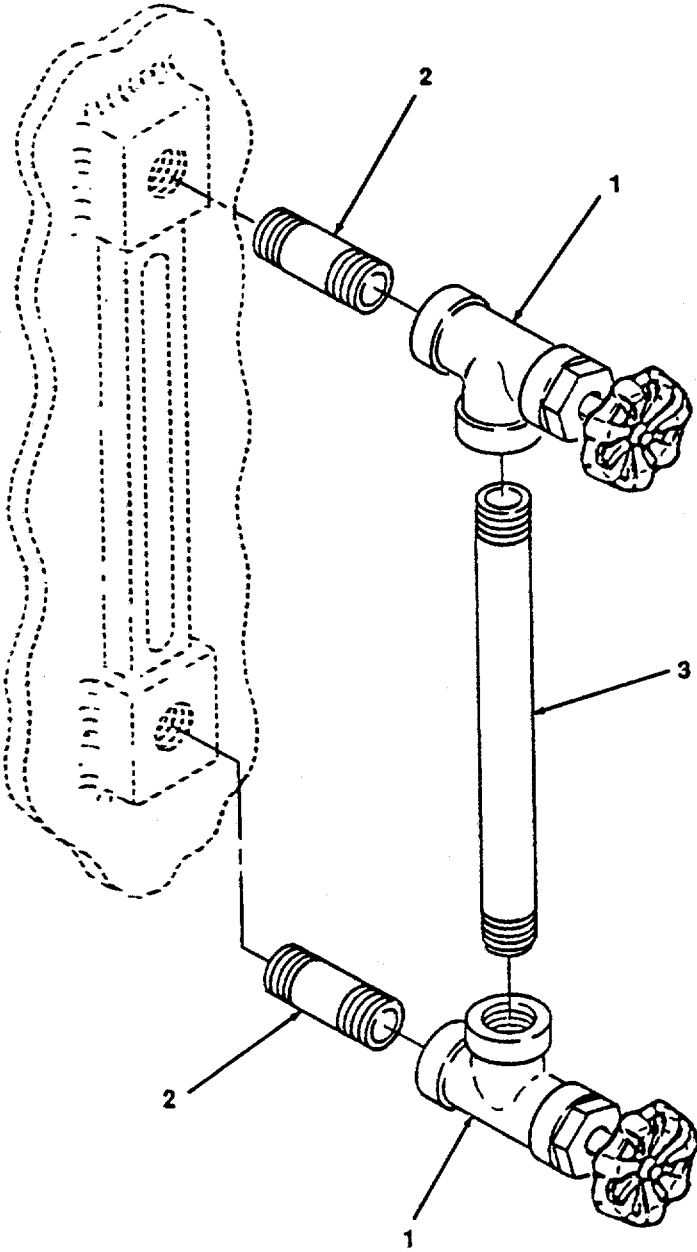


Figure 77. Sight Glass Assembly, Fuel.

| (1) ITEM NUMBER | (2) FSCM | (3) PART NUMBER | (4) DESCRIPTION USABLE ON CODE (UOC) | (5) QTY |
|-----------------------|-------------|-----------------------|---|------------|
| | | | GROUP 14 FUEL SYSTEM GROUP | |
| | | | FIG. 77 SIGHT GLASS ASSEMBLY, FUEL | |
| 1 | 90615 | | VALVE | 2 |
| 2 | 90615 | | NIPPLE | 2 |
| 3 | 80234 | 8103-813-50 | SIGHT GLASS GAGE | 1 |
| | | | END OF FIGURE | |

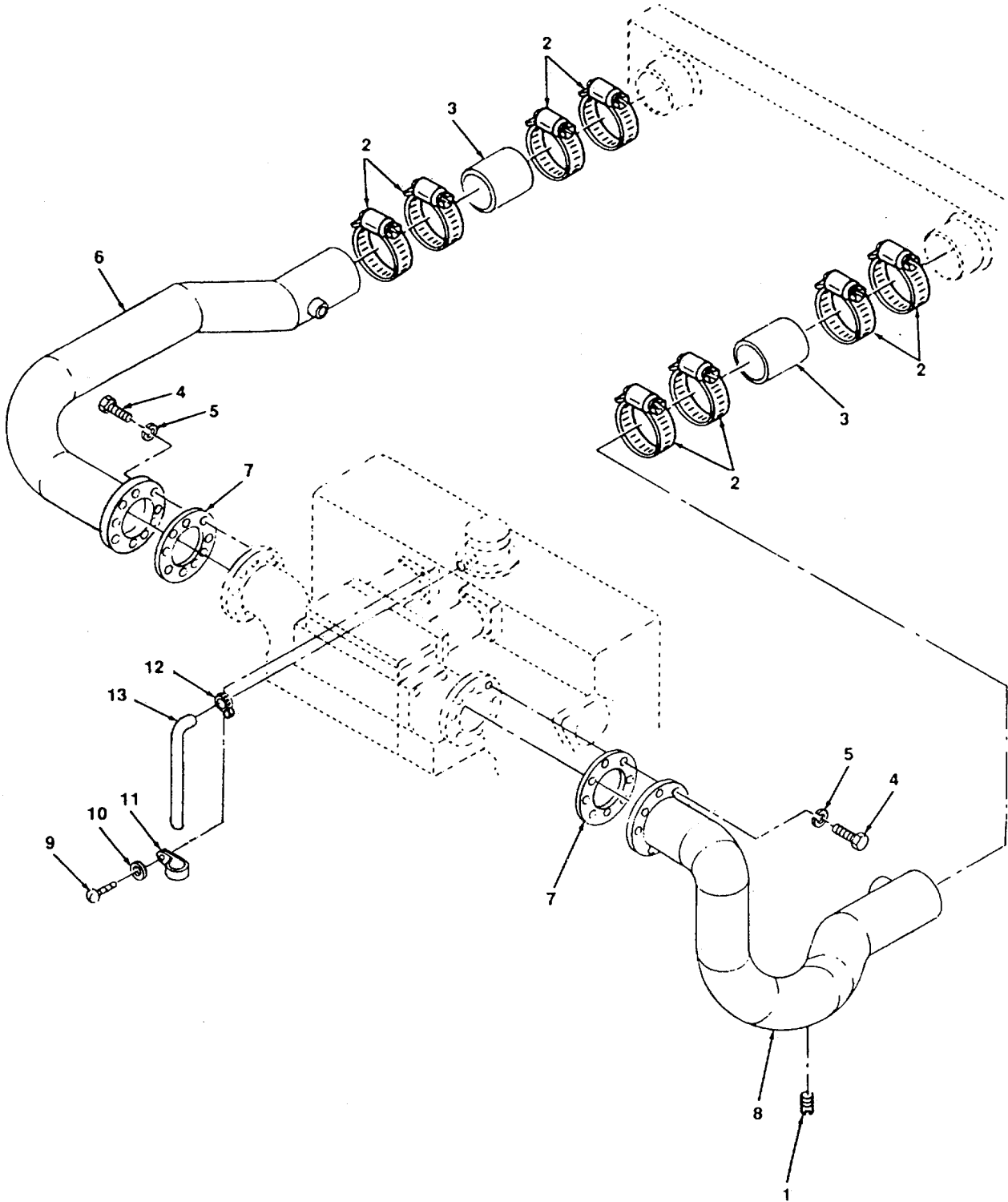


Figure 78. Hoses and Clamps.

| (1) ITEM NUMBER | (2) FSCM | (3) PART NUMBER | (4) DESCRIPTION USABLE ON CODE (UOC) | (5) QTY |
|-----------------------|-------------|-----------------------|---|------------|
| | | | GROUP 15 COOLING SYSTEM | |
| | | | FIG. 78 HOSES AND CLAMPS | |
| 1 | 96906 | MS20913-4 | PLUG, HEAD | 1 |
| 2 | 96906 | MS35842-16 | CLAMPS, HOSE | 8 |
| 3 | 39428 | 5289R77 | HOSE, 5 IN. | 2 |
| 4 | 96906 | MS90725-66 | SCREW, HEX-HEAD, 3/8 | 17 |
| 5 | 96906 | MS35338-46 | WASHER, LOCK, 3/8 | 17 |
| 6 | 51225 | 570254 | PIPE ASSEMBLY, 5 1/2 IN. OD X 5 IN. ID | 1 |
| 7 | 81349 | | GASKET MAKE FROM: (NSN 5330-00-286-9967) | 1 |
| 8 | 51225 | 570251 | PIPE ASSEMBLY, 5 1/2 IN. OD X 5 IN. ID | 1 |
| 9 | 96906 | MS35206-334- | SCREW, HEX-HEAD, 1/4 IN. | 1 |
| 10 | 96906 | MS35338-44 | WASHER, LOCK, 1/4 IN. | 1 |
| 11 | 96906 | MS9024-1 | CLAMP, SINGLE HOSE | 1 |
| 12 | 96906 | MS35842-10 | CLAMP, HOSE | 1 |
| 13 | 39428 | | HOSE, RUN-OFF, 1/4 IN. MAKE FROM: NSN 4720-00-767-4273 | 1 |
| | | | END OF FIGURE | |

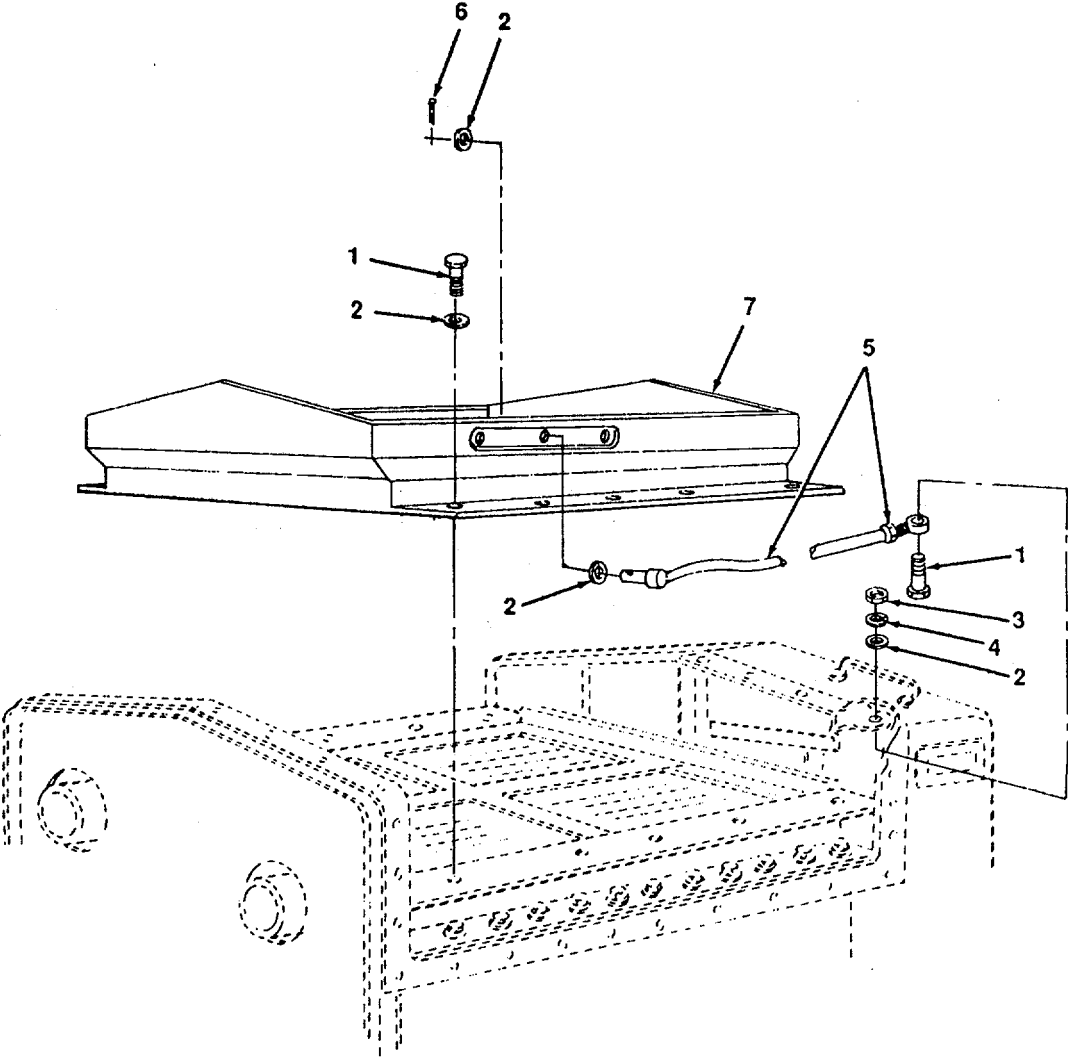


Figure 79. Shutter Assembly.

| (1) ITEM NUMBER | (2) FSCM | (3) PART NUMBER | (4) DESCRIPTION USABLE ON CODE (UOC) | (5) QTY |
|-----------------------|-------------|-----------------------|---|------------|
| | | | GROUP 15 COOLING SYSTEM | |
| | | | FIG. 79 SHUTTER ASSEMBLY | |
| 1 | 96906 | MS90725 | SCREW, HEX-HEAD, 1/2 IN. | 11 |
| 2 | 96906 | MS27183-18 | WASHER, FLAT, 1/2 IN. | 3 |
| 3 | 96906 | MS51967-15 | NUT, 1/2 IN. | 11 |
| 4 | 96906 | MS35338-48 | WASHER, LOCK, 1/4 IN. | 11 |
| 5 | 90615 | | ROD, CTL, SHUTTLE, ACTUATOR | 1 |
| 6 | 81314 | | PIN, COTTER, 3/16 X 1-3/4 IN. (NSN 5365-00-013-7250) | 1 |
| 7 | 90615 | 67-7-5450 | SHUTTER ASSEMBLY | 1 |
| | | | END OF FIGURE | |

7
8 THRU 21

22
23 THRU 24

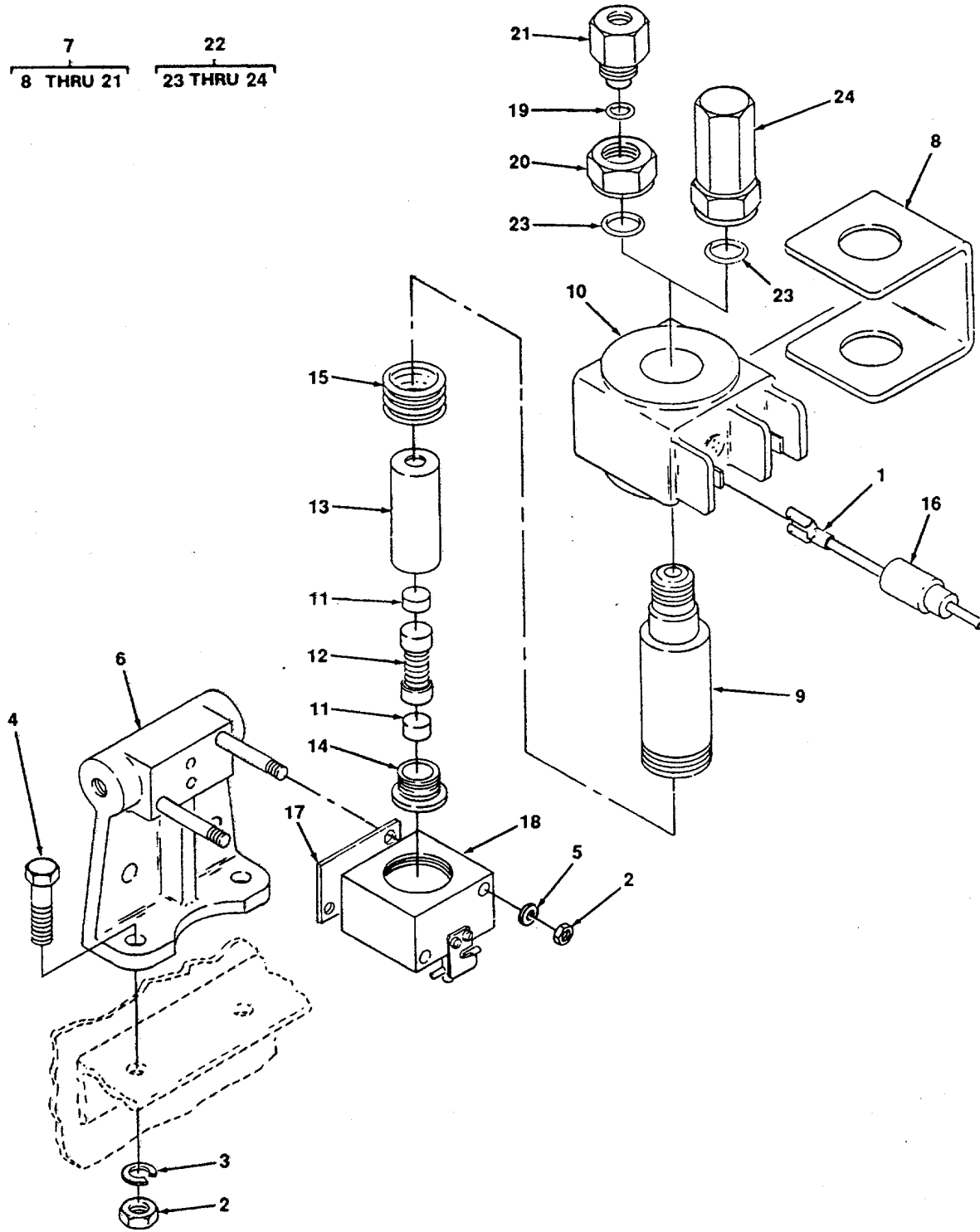


Figure 80. Valve, Magnetic.

| (1) ITEM NUMBER | (2) FSCM | (3) PART NUMBER | (4) DESCRIPTION USABLE ON CODE (UOC) | (5) QTY |
|-----------------------|-------------|-----------------------|---|------------|
| | | | GROUP 15 COOLING SYSTEM | |
| | | | FIG. 80 VALVE, MAGNETIC | |
| 1 | | | LEAD, ELECTRICAL, MADE FROM; WIRE, 14 AWG, P/N 8491796 (72915) TERMINAL, 14 AWG, SPADE LUG, P/N A2272 (46522) REF. DES: PMC, PCN, PCB, PSM | 4 |
| 2 | 96906 | MS51967-03 | NUT, HEX, 3/8 | 4 |
| 3 | 96906 | MS35338-46 | WASHER, LOCK, 3/8 | 4 |
| 4 | 96906 | MS90725-64 | SCREW, HEX, 3/8 X 1 1/2 IN. | 4 |
| 5 | 96906 | MS27183-24 | WASHER, FLAT, 3/8 | 4 |
| 6 | 30187 | 1687 | BRACKET ASSEMBLY | 2 |
| 7 | 30187 | 816-QL-1 | MAGNETIC VALVE ASSEMBLY | 1 |
| 8 | 30187 | 1744-2 | YOKE, FIELD | 2 |
| 9 | 30187 | 1565 | POLE, COIL | 2 |
| 10 | 30187 | 1697-B | COIL | 2 |
| 11 | 30187 | 3055 | PLUNGER, SEAT | 2 |
| 12 | 30187 | 3056 | SPACER, PLUNGER | 2 |
| 13 | 30187 | 1700 | BODY, PLUNGER | 2 |
| 14 | 30187 | 1701 | CAP, PLUNGER | 2 |
| 15 | 30187 | 1508-1 | SPRING | 2 |
| 16 | 3Q187 | 2119 | INSULATOR, TERMINAL | 6 |
| 17 | 30187 | 1702 | GASKET | 2 |
| 18 | 30187 | 2515-2 | BODY, VALVE | 2 |
| 19 | 30187 | 1434 | SEAL | 2 |
| 20 | 30187 | 1704 | NUT | 2 |
| 21 | 30187 | 1561 | ADAPTER | 1 |
| 22 | 30187 | 465 | EXHAUST NUT ASSEMBLY | 1 |
| 23 | 30187 | 1807 | SEAL | 1 |
| 24 | 30187 | 2126 | EXHAUST NUT | 1 |
| | | | END OF FIGURE | |

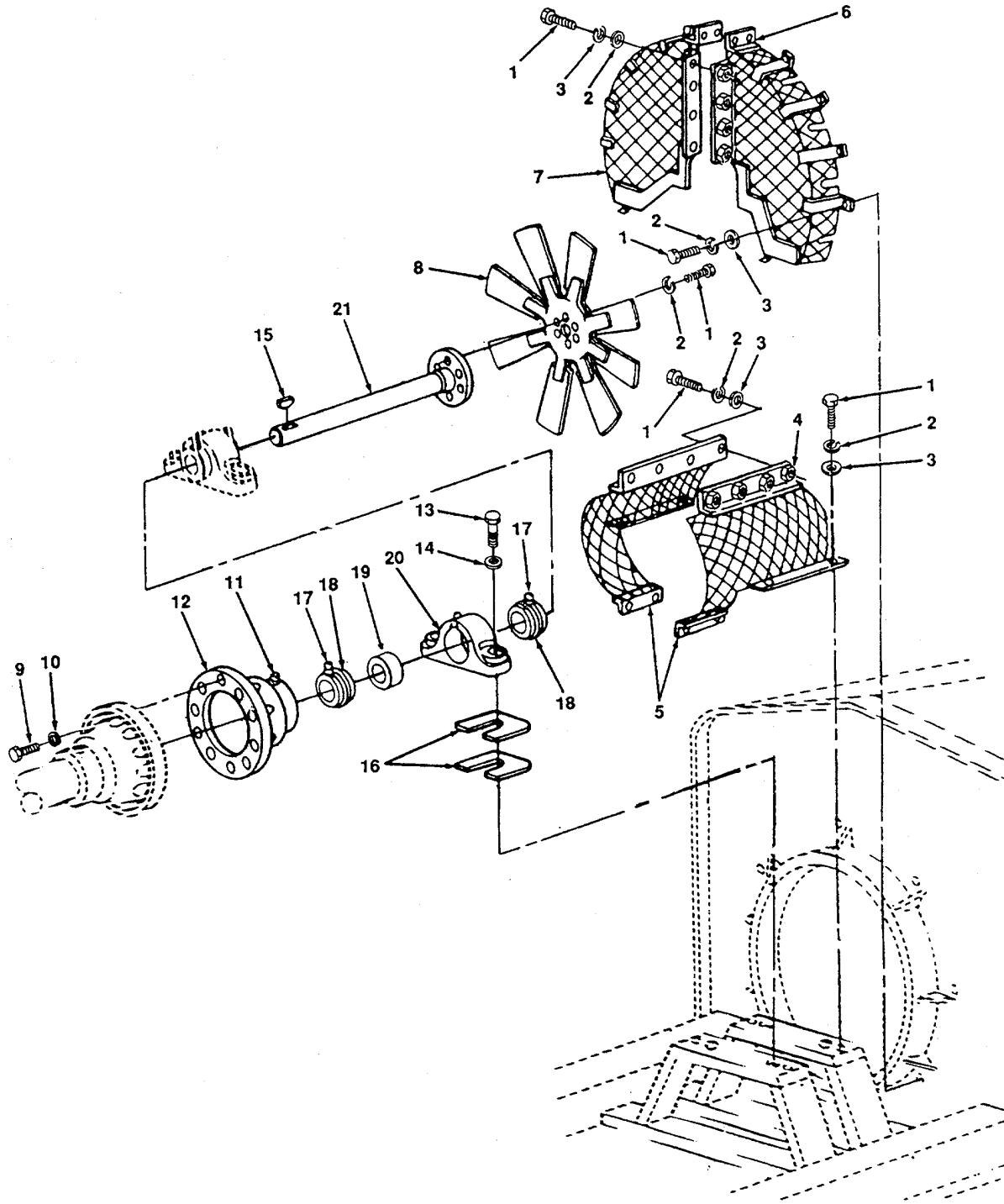


Figure 81. Fan Assembly, Cooling.

| (1) ITEM NUMBER | (2) FSCM | (3) PART NUMBER | (4) DESCRIPTION USABLE ON CODE (UOC) | (5) QTY |
|-----------------------|-------------|-----------------------|--|------------|
| | | | GROUP 15 COOLING SYSTEM | |
| | | | FIG. 81 FAN ASSEMBLY, COOLING | |
| 1 | 96906 | MS90725-6 | SCREW, HEX-HEAD, 1/4-20 X 3/4 IN. | 32 |
| 2 | 96906 | MS35338-44 | WASHER, LOCK, 1/4 IN. | 20 |
| 3 | 96906 | MS27183-10 | WASHER, FLAT, 1/4 IN. | 24 |
| 4 | 96906 | MS51967-03 | NUT, 1/4-20 UNC | 12 |
| 5 | 51225 | 57-0206 | SHROUD, ASSEMBLY, FAN DRIVE COUPLER, 2 HALVES | 1 |
| 6 | 51225 | 57-0207 | GUARD, FAN ASSEMBLY, 2 HALVES | 1 |
| 7 | 51225 | 57-0208 | SCREEN, FAN, 2 HALVES | 1 |
| 8 | 30969 | 6L1526 | FAN | 1 |
| 9 | 96906 | MS90725 | SCREW, HEX-HEAD | 10 |
| 10 | 96906 | MS27183 | WASHER, FLAT | 10 |
| 11 | | | SCREW, SET | 1 |
| 12 | | | COUPLER, FLEXIBLE, FAN DRIVE | 1 |
| 13 | 96906 | MS90725 | SCREW, HEX-HEAD | 4 |
| 14 | 96906 | MS27183 | WASHER, FLAT | 4 |
| 15 | 90615 | 15-1-26-261 | KEY, DRIVE SHAFT | 1 |
| 16 | | | SHIM, BEARING | 2 |
| 17 | 96906 | 4B1771 | SCREW, SET | 1 |
| 18 | | | RETAINERS, BEARING | 2 |
| 19 | 51225 | 1P15 | BEARING | 1 |
| 20 | 51225 | 6L1525 | BLOCK, PILLOW | 1 |
| 21 | | | DRIVE SHAFT | 1 |
| | | | END OF FIGURE | |

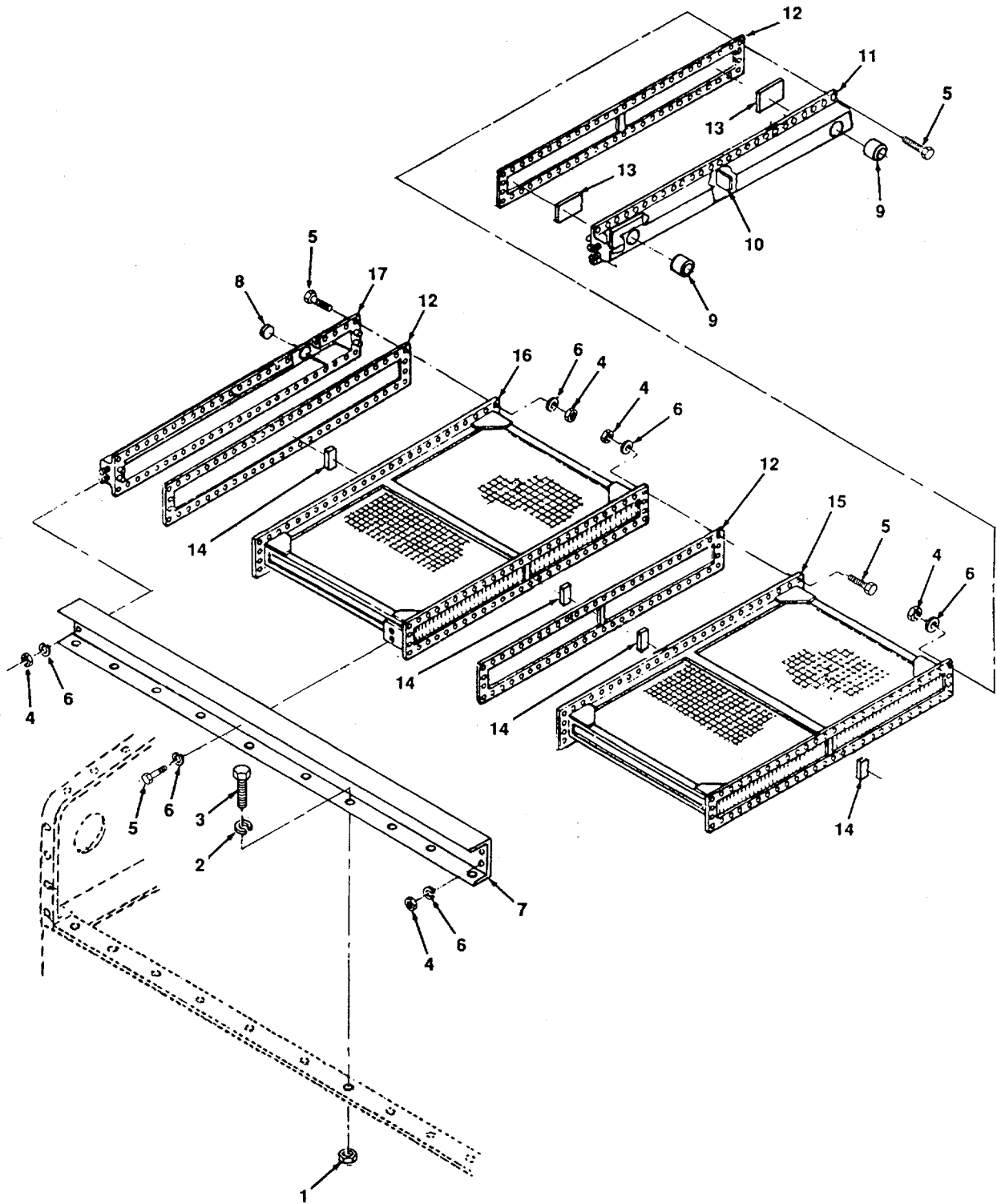


Figure 82. Radiator, Cooling.

| (1) ITEM NUMBER | (2) FSCM | (3) PART NUMBER | (4) DESCRIPTION USABLE ON CODE (UOC) | (5) QTY |
|----------------------------------|-------------|-----------------------|--|------------|
| GROUP 15 COOLING SYSTEM | | | | |
| FIG. 82 RADIATOR, COOLING | | | | |
| 1 | 96906 | MS51967-15 | NUT, 1/2 IN. | 20 |
| 2 | 96906 | MS35338-48 | WASHER, LOCK, 1/2 IN. | 20 |
| 3 | 96906 | MS90725 | SCREW, HEX-HEAD, 1/2 IN. | 20 |
| 4 | 96906 | MS51967-21 | NUT, 3/8 | 74 |
| 5 | 96906 | MS90725-69 | SCREW, HEX-HEAD, 16 UNC, 3/8 X 2 3/4 IN. | 70 |
| 6 | 96906 | MS35338-46 | WASHER, LOCK, 3/8 | 70 |
| 7 | 67049 | | BRACKET, RADIATOR MOUNTING | 2 |
| 8 | 51225 | 3J5390 | PLUG | 2 |
| 9 | 51225 | 1N3781 | PIPE | 2 |
| 10 | 67049 | | DIVIDER, TANK | 1 |
| 11 | 67049 | | TANK, TOP | 2 |
| 12 | 67049 | 79715 | GASKET | 3 |
| 13 | 67049 | 1W3019 | PLATE, BAFFLE | 2 |
| 14 | 67040 | | BAR, COPPER | 4 |
| 15 | 67049 | | CORE ASSEMBLY, TOP HEADER | 1 |
| 16 | 67049 | 1W3021 | CORE ASSEMBLY, BOTTOM HEADER | 1 |
| 17 | 67049 | 5L2452 | HEADER, BOTTOM | 1 |
| END OF FIGURE | | | | |

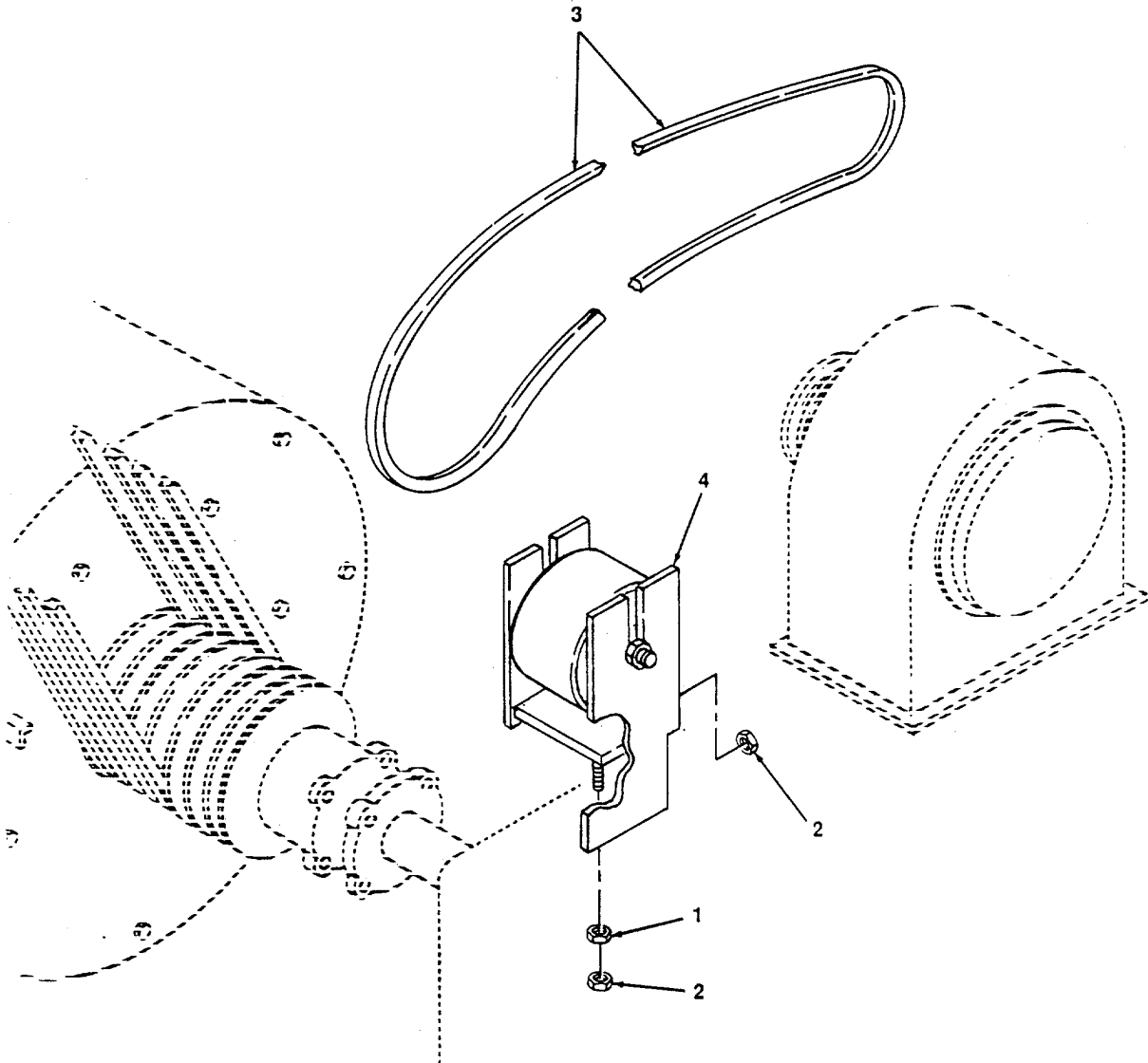


Figure 83. Belts, Traction Motor.

| (1) ITEM NUMBER | (2) FSCM | (3) PART NUMBER | (4) DESCRIPTION USABLE ON CODE (UOC) | (5) QTY |
|-----------------------|-------------|-----------------------|--|------------|
| | | | GROUP 16 BLOWER TRACTION MOTOR GROUP | |
| | | | FIG. 83 BELTS, TRACTION MOTOR | |
| 1 | 96906 | MS51967 | NUT | 2 |
| 2 | 96906 | MS51922 | NUT, LOCK | 1 |
| 3 | 24161 | B112-3 | BELT, TRACTION MOTOR BLOWER (MATCHED SET) | 1 |
| 4 | 51225 | 57-0222 | IDLER BRACKET ASSY | 1 |
| | | | END OF FIGURE | |

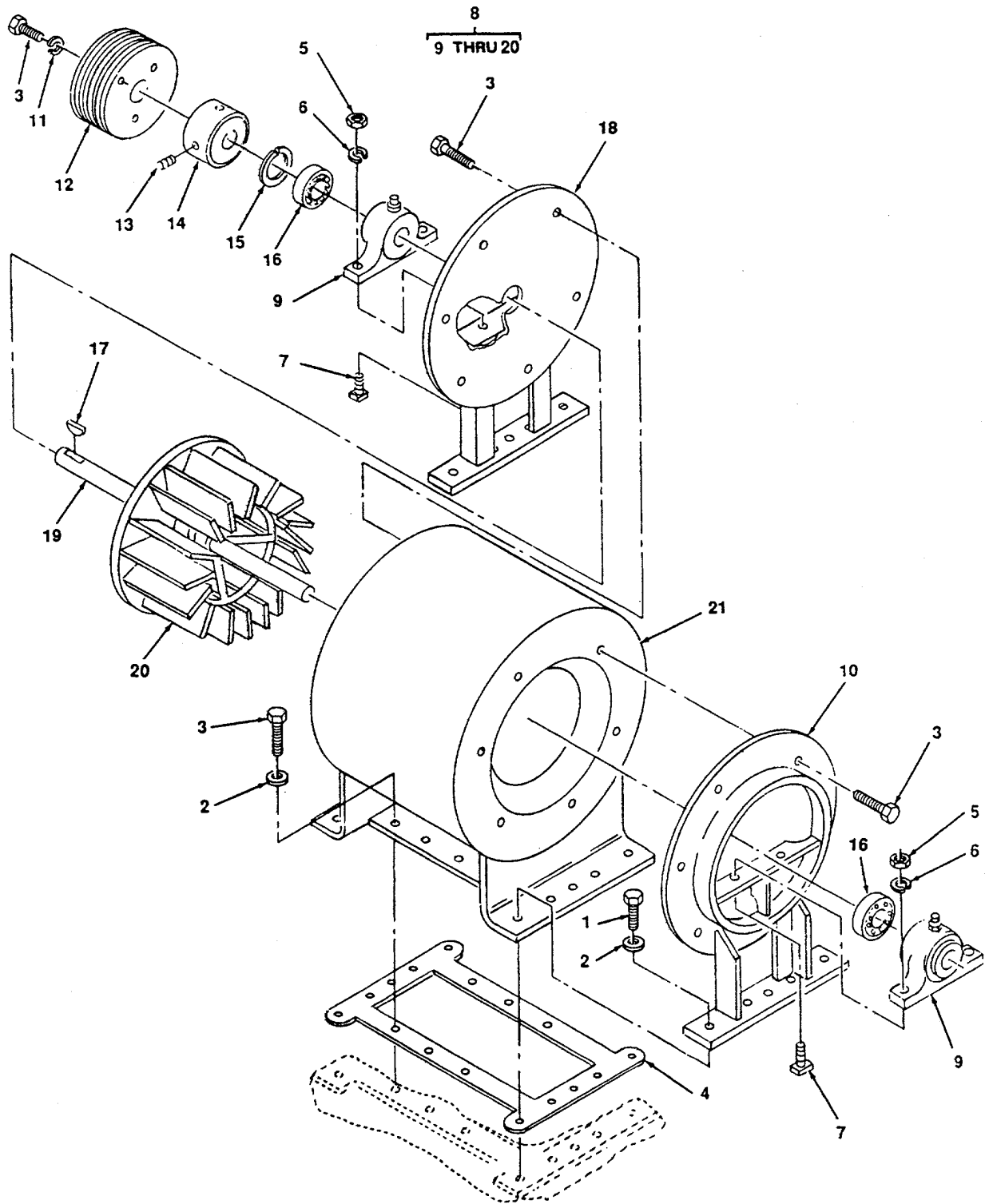


Figure 84. Blower, Traction Motor Assembly.

| (1) ITEM NUMBER | (2) FSCM | (3) PART NUMBER | (4) DESCRIPTION USABLE ON CODE (UOC) | (5) QTY |
|-----------------------|-------------|-----------------------|--|------------|
| | | | GROUP 16 BLOWER TRACTION MOTOR GROUP | |
| | | | FIG. 84 BLOWER, TRACTION MOTOR ASSEMBLY | |
| 1 | 96906 | MS90725-62 | SCREW, HEX-HEAD, 3/8 X 1 1/4 IN. | 10 |
| 2 | 96906 | MS27183-14 | WASHER, FLAT, 3/8 IN. | 22 |
| 3 | 96906 | MS90725-60 | SCREW, HEX-HEAD, 3/8 X 1 IN. | 27 |
| 4 | 96906 | | GASKET; MAKE FROM (NSN) 9320-00-241-9742) | 1 |
| 5 | 96906 | MS51967-15 | NUT, 1/2 | 4 |
| 6 | 96906 | MS35338-49 | WASHER, LOCK, 1/2 IN. | 4 |
| 7 | 96906 | MS90725-109 | SCREW, HEX-HEAD, 1/2 IN. | 4 |
| 8 | 90615 | 67-3-1860 | BLOWER ASSEMBLY, TRACTION MOTOR | 1 |
| 9 | 90615 | SA01-11-16 | PILLOW BLOCK REAR | 2 |
| 10 | 90615 | | COVER, REAR | 1 |
| 11 | 96906 | MS35338-46 | WASHER, LOCK 3/8 IN. | 3 |
| 12 | 90615 | 67-3-1790 | SHEAVE, BLOWER DRIVE | 1 |
| 13 | 90615 | | SCREW, SET, SOCKET | 2 |
| 14 | 90615 | | SPACER | 1 |
| 15 | 90615 | | RING, LOCK | 1 |
| 16 | 21335 | L207 | BEARING, BALL ANNULAR | 2 |
| 17 | 90615 | | KEY | 1 |
| 18 | 90615 | | COVER, FRONT | 1 |
| 19 | 90615 | 67-8-420 | SHAFT, BLOWER | 1 |
| 20 | 90615 | | BLOWER, FAN | 1 |
| 21 | 90615 | | HOUSING, TRACTION MOTOR | 1 |
| | | | END OF FIGURE | |

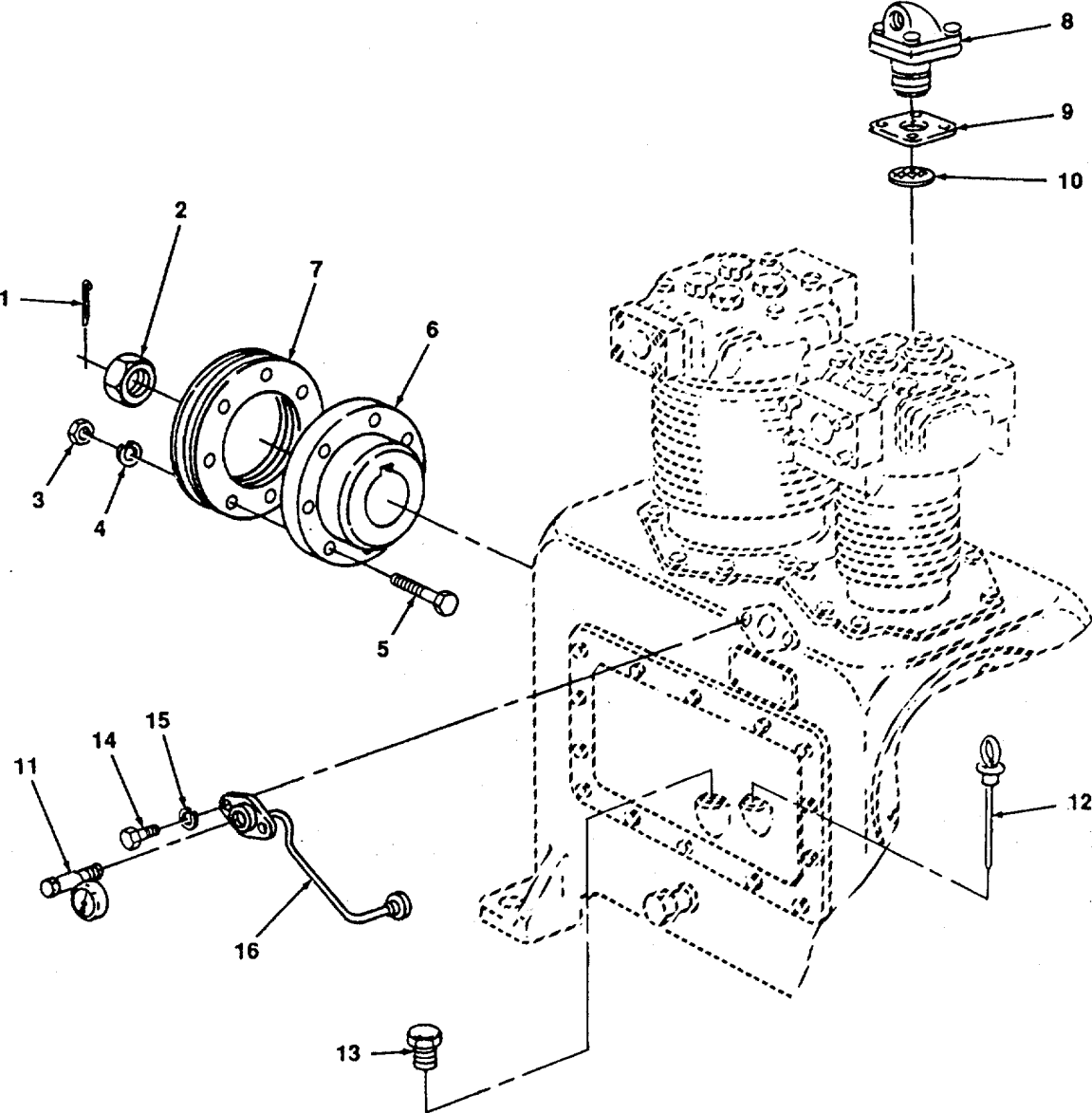


Figure 85. Air Compressor Assembly.

| (1) ITEM NUMBER | (2) FSCM | (3) PART NUMBER | (4) DESCRIPTION USABLE ON CODE (UOC) | (5) QTY |
|-----------------------|-------------|-----------------------|---|------------|
| | | | GROUP 17 AIR COMPRESSOR GROUP | |
| | | | FIG. 85 AIR COMPRESSOR ASSEMBLY MODEL 2CDB | |
| 1 | 81349 | | PIN, COTTER (NSN 5315-00-013-7258) | 1 |
| 2 | 82722 | AN310-10 | NUT, CASTLE | 1 |
| 3 | 96906 | MS51967-09 | NUT, HEX | 4 |
| 4 | 82722 | | SPACER | 4 |
| 5 | 82722 | 514617 | BOLT, HEX-HEAD | 4 |
| 6 | 82722 | | FLANGE | 1 |
| 7 | 82722 | 183231 | PULLEY | 1 |
| 8 | 82722 | 537543 | BREATHER ASSEMBLY, CRANKCASE | 1 |
| 9 | 82722 | 537646 | GASKET | 1 |
| 10 | 82722 | 541498 | STRAINER, INTAKE | 1 |
| 11 | 72915 | 812912 | GAGE, OIL PRESSURE | 1 |
| 12 | 82722 | 543584 | GAGE, DIPSTICK, OIL | 1 |
| 13 | 99080 | 82722 | PLUG, FILLER | 1 |
| 14 | 96906 | MS90725 | CAPSCREW, HEX, 3/8 IN. | 1 |
| 15 | 96906 | MS35338-4 | WASHER, LOCK 3/8 | 1 |
| 16 | | | TUBING, OIL PRESSURE | 1 |
| | | | END OF FIGURE | |

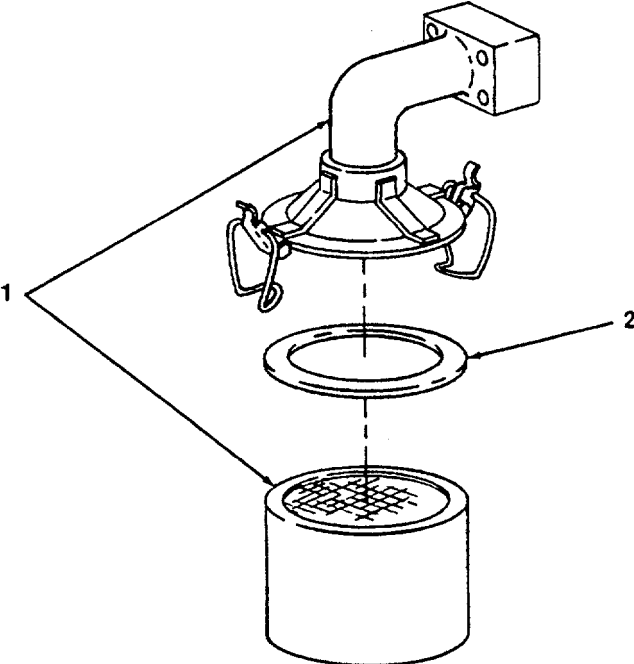


Figure 86. Air Cleaner Intake.

4833-086

| (1) ITEM NUMBER | (2) FSCM | (3) PART NUMBER | (4) DESCRIPTION USABLE ON CODE (UOC) | (5) QTY |
|-----------------------|-------------|-----------------------|---|------------|
| 1 | 82722 | 541498 | <p>GROUP 17 AIR COMPRESSOR GROUP</p> <p>FIG. 86 AIR CLEANER INTAKE</p> <p>STRAINER ASSEMBLY, AIR INTAKE</p> | 1 |
| 2 | 82722 | 542077 | <p>PACKING, PREFORMED (O-RING)</p> | 1 |
| <p>END OF FIGURE</p> | | | | |

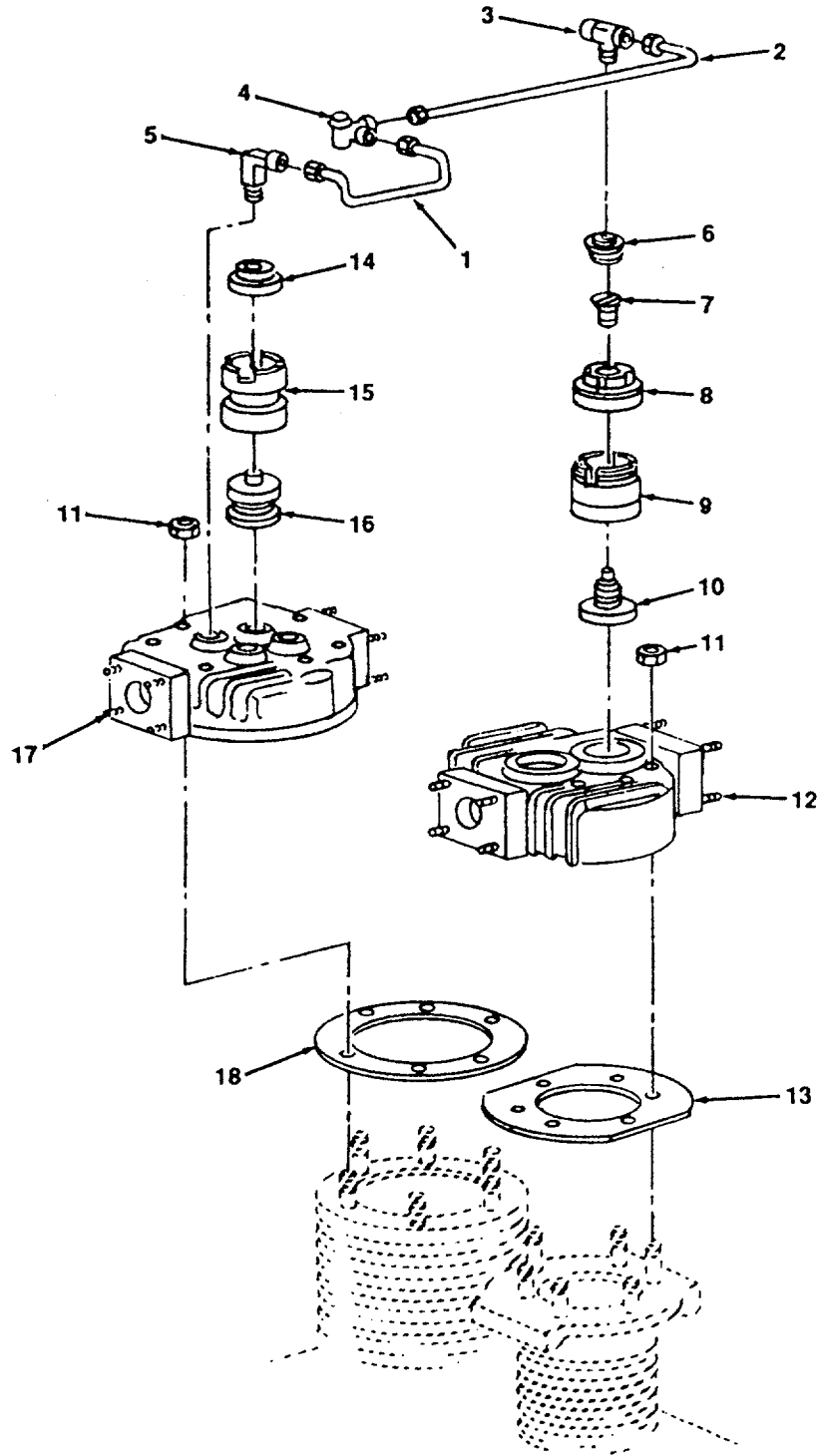


Figure 87. Valves, Intake Exhaust and Unloader.

| (1) ITEM NUMBER | (2) FSCM | (3) PART NUMBER | (4) DESCRIPTION USABLE ON CODE (UOC) | (5) QTY |
|--|-------------|-----------------------|--|------------|
| GROUP 17 AIR COMPRESSOR GROUP | | | | |
| FIG. 87 VALVES, INTAKE EXHAUST AND UNLOADER | | | | |
| 1 | 82722 | 519412 | TUBE, LOW PRESSURE UNLOADER | 1 |
| 2 | 82722 | 527038 | TUBE, UNLOADER, COMPRESSOR | 1 |
| 3 | 82722 | 518710 | TEE, PIPE | 1 |
| 4 | | | PIPE FITTING | 1 |
| 5 | 82722 | 107939 | PIPE FITTING | 1 |
| 6 | 82722 | 519809 | NUT, UNLOADER BODY CAP | 2 |
| 7 | | | SPACER, BRASS | 2 |
| 8 | 82722 | 514667 | VALVE, UNLOADER | 2 |
| 9 | | | PLUG, VALVE | 2 |
| 10 | 82722 | 541800 | VALVE, INTERCOOLER | 2 |
| 11 | 82722 | 10607 | NUT, HEX | 12 |
| 12 | 82722 | 528351 | CYLINDER HEAD, HIGH PRESSURE | 1 |
| 13 | 82722 | 516296 | GASKET, CYLINDER HEAD, HIGH PRESSURE | 1 |
| 14 | | | CAPNUT | 3 |
| 15 | | | PLUG, VALVE | 3 |
| 16 | 82722 | 514634 | VALVE, DISCHARGE | 3 |
| 17 | 82722 | 527506 | CYLINDER HEAD, LOW PRESSURE | 1 |
| 18 | 82722 | 514651 | GASKET, CYLINDER HEAD, LOW PRESSURE | 1 |
| END OF FIGURE | | | | |

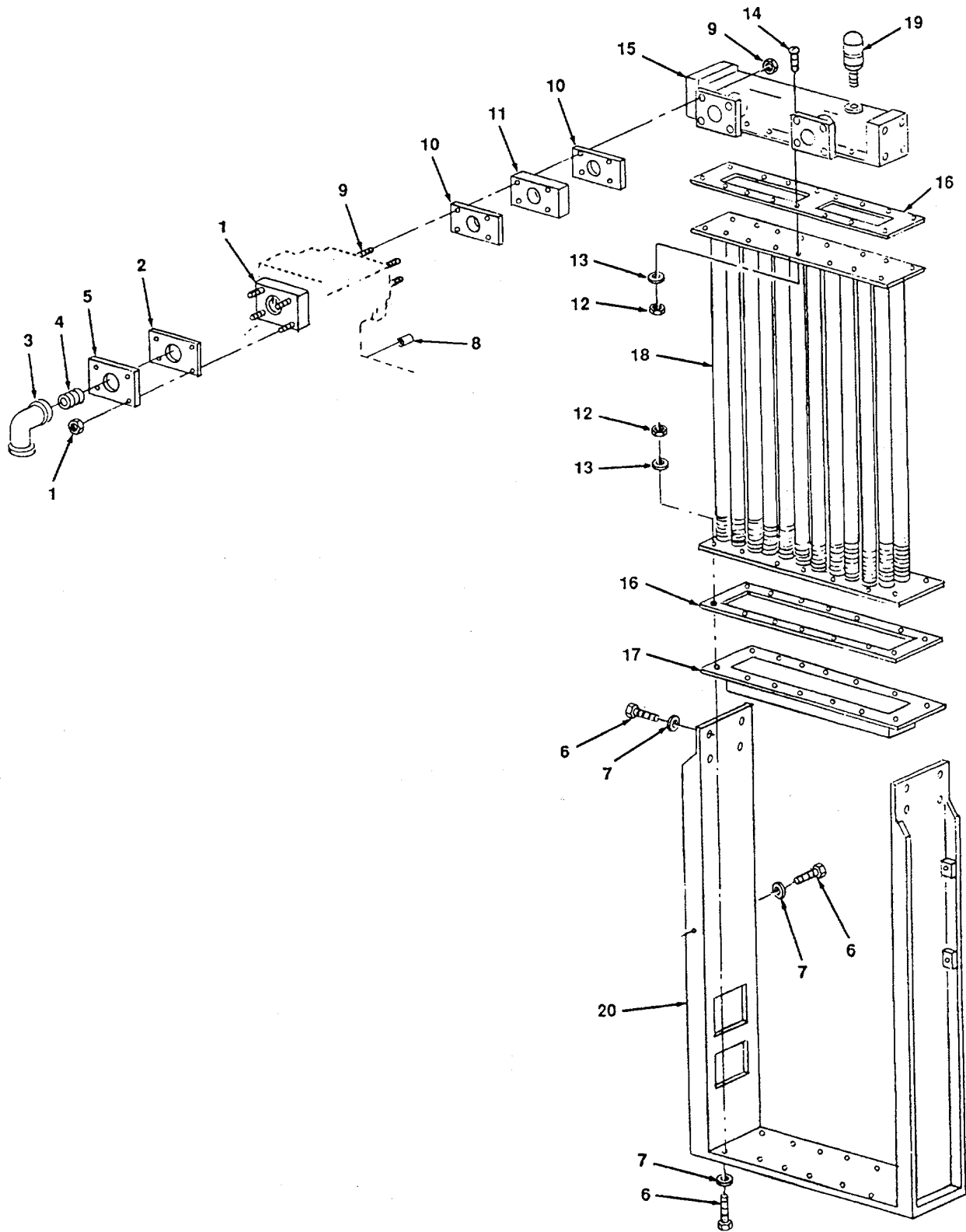


Figure 88. Intercooler.

| (1) ITEM NUMBER | (2) FSCM | (3) PART NUMBER | (4) DESCRIPTION USABLE ON CODE (UOC) | (5) QTY |
|-----------------------|-------------|-----------------------|--|------------|
| | | | GROUP 17 AIR COMPRESSOR GROUP | |
| | | | FIG. 88 INTERCOOLER | |
| 1 | 82722 | 44275 | STUD AND NUT | 4 |
| 2 | 82722 | 516274 | GASKET, DISCHARGE FLANGE | 1 |
| 3 | 82722 | | DISCHARGE ELBOW | 1 |
| 4 | 82722 | | EXTENSION | 1 |
| 5 | 82722 | | DISCHARGE FLANGE | 1 |
| 6 | 82722 | | SCREW, HEX | 14 |
| 7 | 82722 | | WASHER, LOCK | 14 |
| 8 | 82722 | | SPACER | 2 |
| 9 | 82722 | 514966 | STUD AND NUT | 8 |
| 10 | 82722 | 514650 | GASKET, FLANGE TO INTERCOOLER | 4 |
| 11 | 82722 | 514650 | SPACER, INTERCOOLER | 2 |
| 12 | 82722 | | NUT | 32 |
| 13 | 82722 | | WASHER, LOCK | 32 |
| 14 | 82722 | | BOLT | 32 |
| 15 | 82722 | 514650 | TOP FLANGE ASSEMBLY | 1 |
| 16 | 82722 | 515174 | GASKET, BOTTOM HEADER COVER | 1 |
| 17 | 82722 | 516274 | BOTTOM FLANGE ASSEMBLY | 1 |
| 18 | 82722 | 515196 | INTERCOOLER, COMPRESSOR | 1 |
| 19 | 82722 | 514634 | SAFETY VALVE | 1 |
| 20 | 82722 | | BRACKET, INTERCOOLER STAND | 1 |
| | | | END OF FIGURE | |

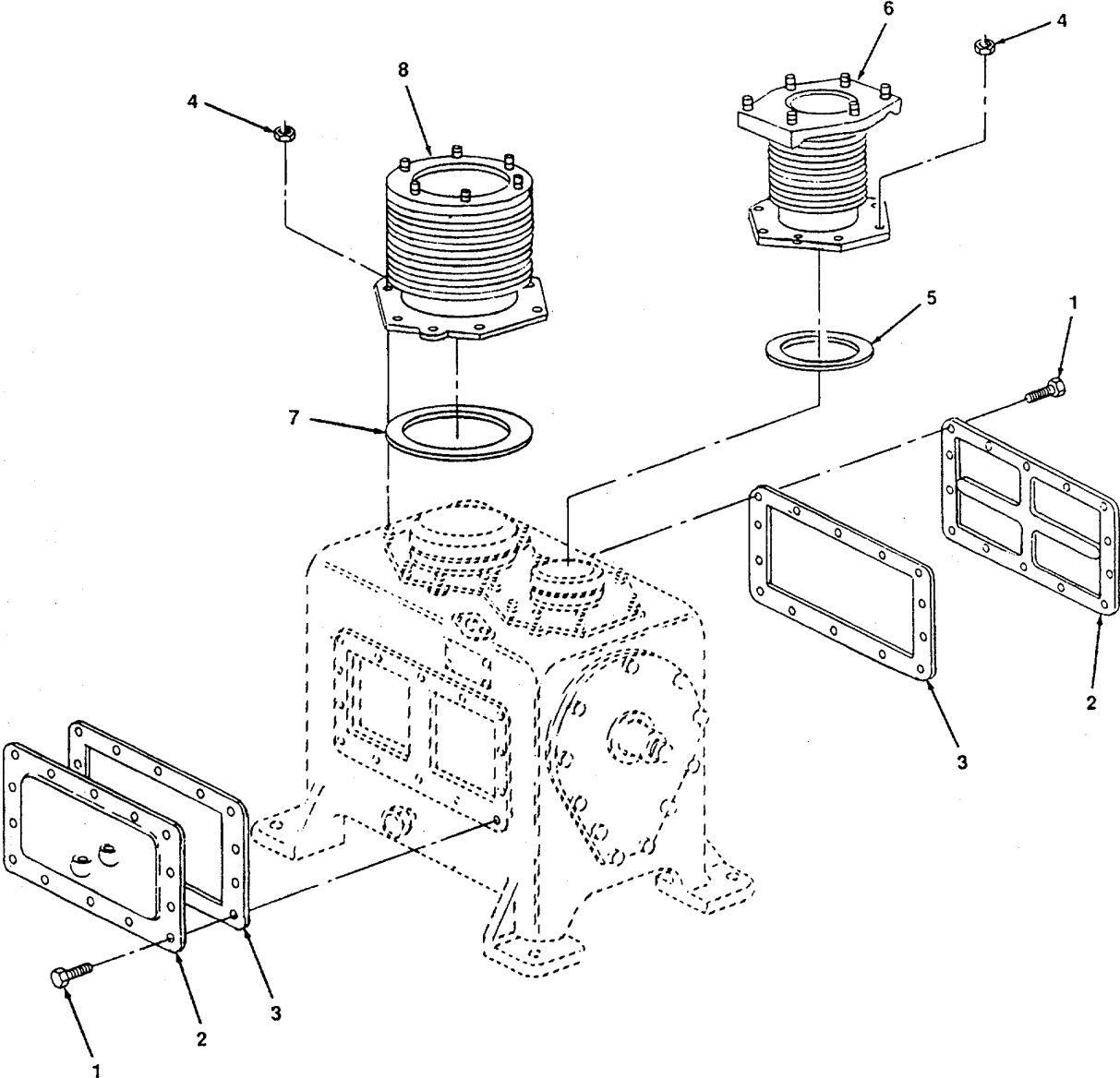


Figure 89. Cylinder Heads, Compressor.

| (1) ITEM NUMBER | (2) FSCM | (3) PART NUMBER | (4) DESCRIPTION USABLE ON CODE (UOC) | (5) QTY |
|-----------------------|-------------|-----------------------|---|------------|
| | | | GROUP 17 AIR COMPRESSOR GROUP | |
| | | | FIG. 89 CYLINDER HEADS, COMPRESSOR | |
| 1 | 82722 | 514617 | SCREW, CAP HEX | 28 |
| 2 | 82722 | | COVER, SIDE | 2 |
| 3 | 82722 | 516721 | GASKET, COVER | 2 |
| 4 | 82722 | 74579 | NUTS, HEX | 14 |
| 5 | 82722 | 514630 | GASKET, CYLINDER TO CRANKCASE | 1 |
| 6 | 82722 | 516263 | CYLINDER, HIGH PRESSURE | 1 |
| 7 | 82722 | 514627 | GASKET, CYLINDER TO CRANKCASE | 1 |
| 8 | 82722 | 514625 | CYLINDER, LOW PRESSURE | 1 |
| | | | END OF FIGURE | |

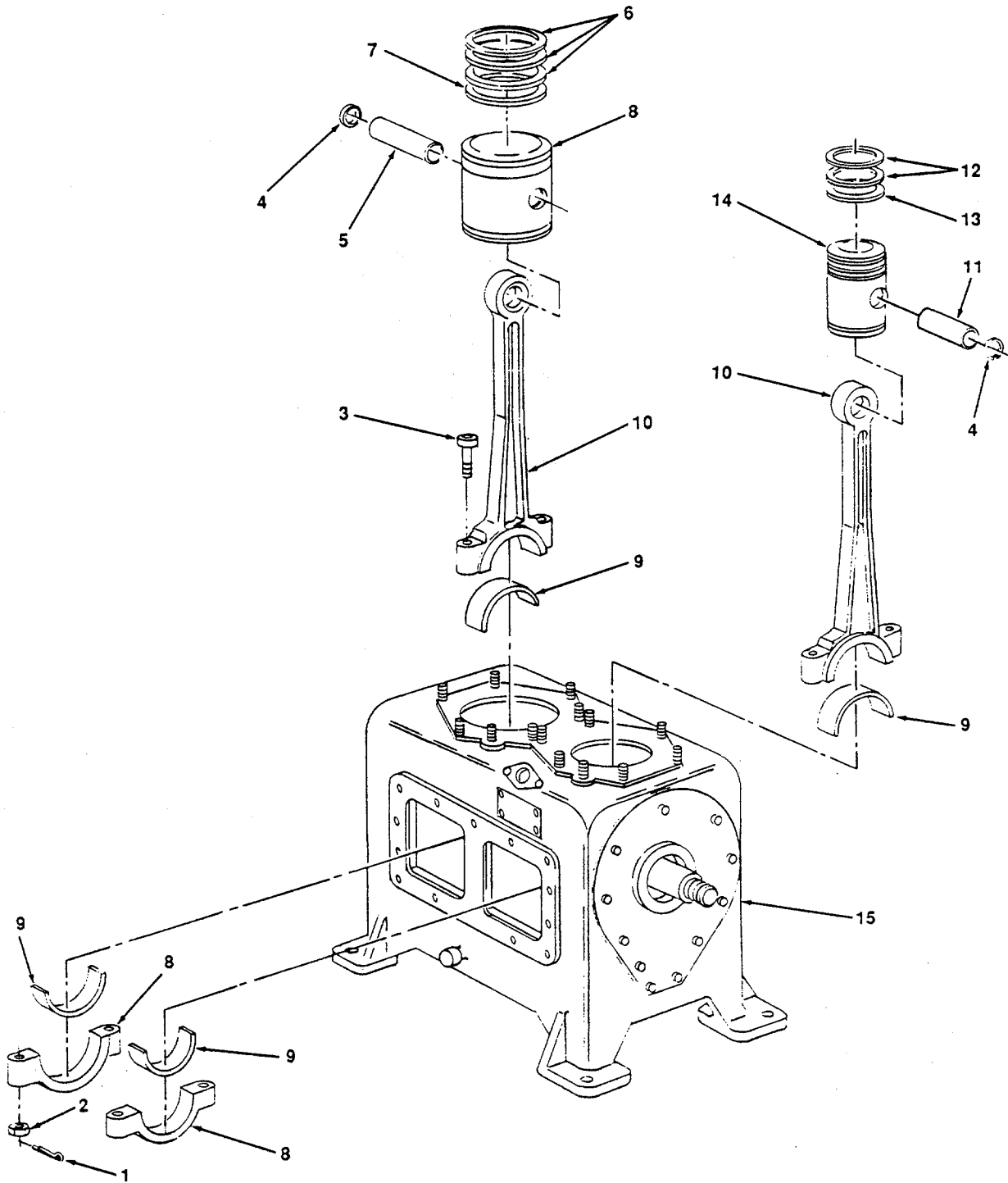
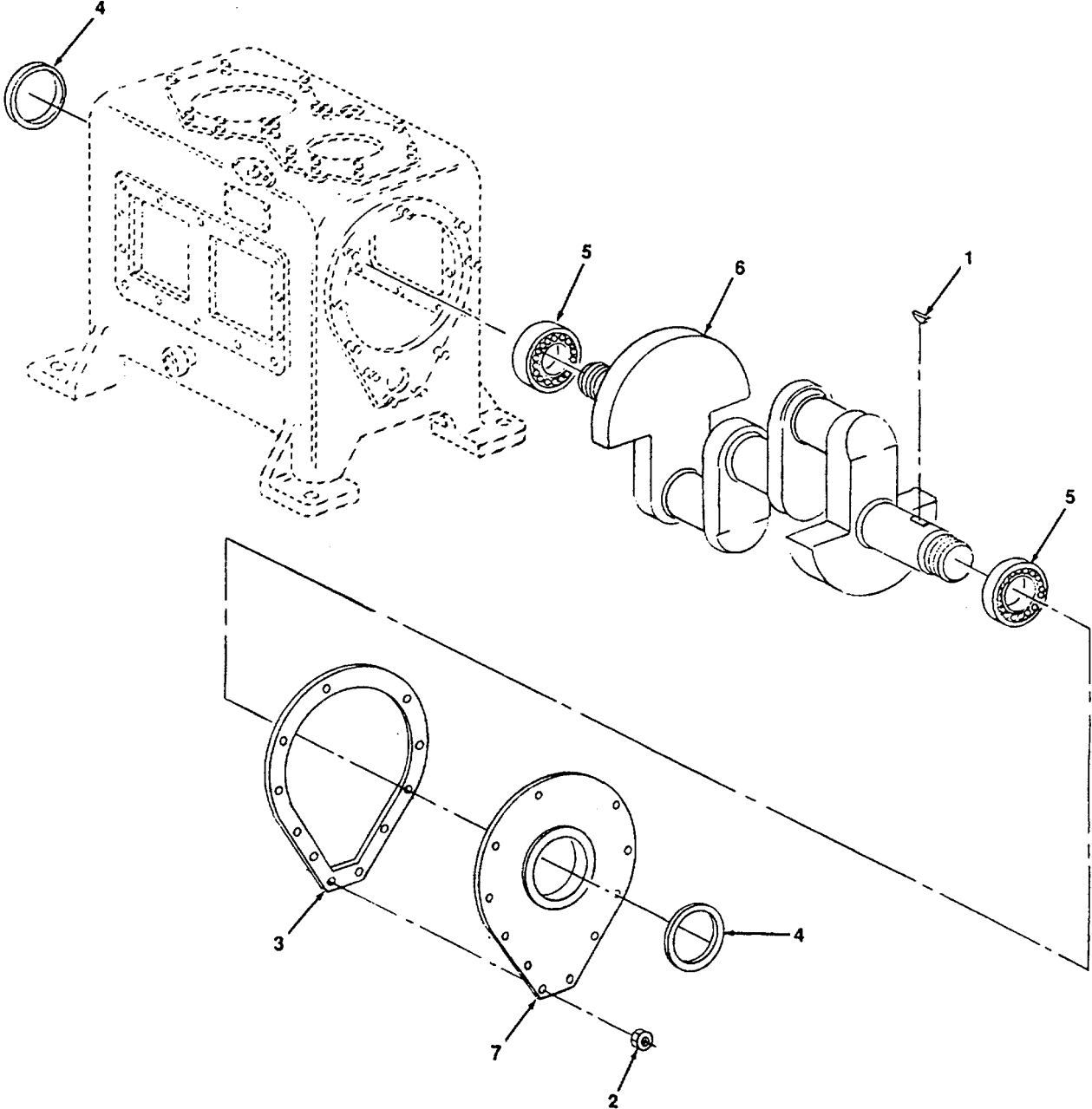


Figure 90. Pistons, Connecting Rods and Bearings.

| (1) ITEM NUMBER | (2) FSCM | (3) PART NUMBER | (4) DESCRIPTION USABLE ON CODE (UOC) | (5) QTY |
|-----------------------|-------------|-----------------------|---|------------|
| | | | GROUP 17 AIR COMPRESSOR GROUP | |
| | | | FIG. 90 PISTONS, CONNECTING RODS AND BEARINGS | |
| 1 | | | PIN, COTTER | 4 |
| 2 | 82722 | 68770 | NUT, CASTLE, HEX | 4 |
| 3 | 82722 | 543714 | BOLT | 4 |
| 4 | 82722 | 514624 | RING, SNAP, RETAINING | 2 |
| 5 | 82722 | 516262 | PIN, WRIST, PISTON, HIGH PRESSURE | 1 |
| 6 | 82722 | 520128 | RING, PISTON, COMPRESSION, HIGH PRESSURE (STD) | 3 |
| 7 | 82722 | 520130 | RING, PISTON, OIL, HIGH PRESSURE (STD) | 1 |
| 8 | 82722 | 518922 | PISTON, COMPRESSION, HIGH PRESSURE (STD) | 1 |
| 9 | 82722 | 545461 | BEARINGS, UPPER, LOWER | 4 |
| 10 | 82722 | 516740 | CONNECTING ROD ASSEMBLY; HIGH AND LOW PRESSURE PISTON | 2 |
| 11 | 82722 | 514622 | PIN, WRIST, PISTON, LOW PRESSURE | 1 |
| 12 | 82722 | 520123 | RING, PISTON, COMPRESSION, LOW PRESSURE (STD) | 2 |
| 13 | 82722 | 520133 | RING, PISTON, OIL, LOW PRESSURE (STD) | 1 |
| 14 | 82722 | 518923 | PISTON, COMPRESSION, LOW PRESSURE (STD) | 1 |
| 15 | 82722 | 528648 | CRANKCASE | 1 |
| | | | END OF FIGURE | |



4833-091

Figure 91. Crankshaft.

| (1) ITEM NUMBER | (2) FSCM | (3) PART NUMBER | (4) DESCRIPTION USABLE ON CODE (UOC) | (5) QTY |
|-----------------------|-------------|-----------------------|--|------------|
| | | | GROUP 17 AIR COMPRESSOR GROUP | |
| | | | FIG. 91 CRANKSHAFT | |
| 1 | 82722 | 516726 | KEY | 1 |
| 2 | 82722 | 10607 | NUT, HEX | 11 |
| 3 | 82722 | 514593 | GASKET, MAIN BEARING HOUSING | 1 |
| 4 | 82722 | 186063 | SEAL, PLAIN | 2 |
| 5 | 82722 | 14563 | BEARING, BALL ANNULAR | 2 |
| 6 | 82722 | 516722 | CRANKSHAFT | 1 |
| 7 | 82722 | | HOUSING, MAIN BEARING | 1 |
| | | | END OF FIGURE | |

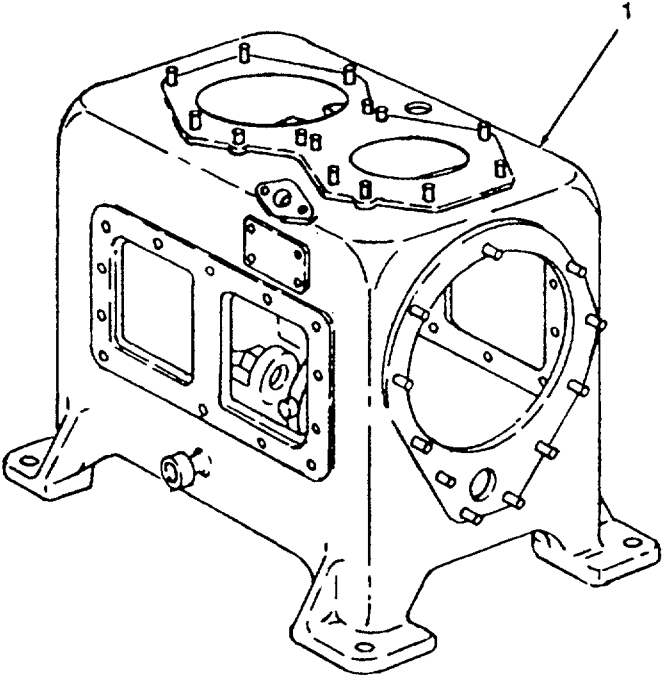
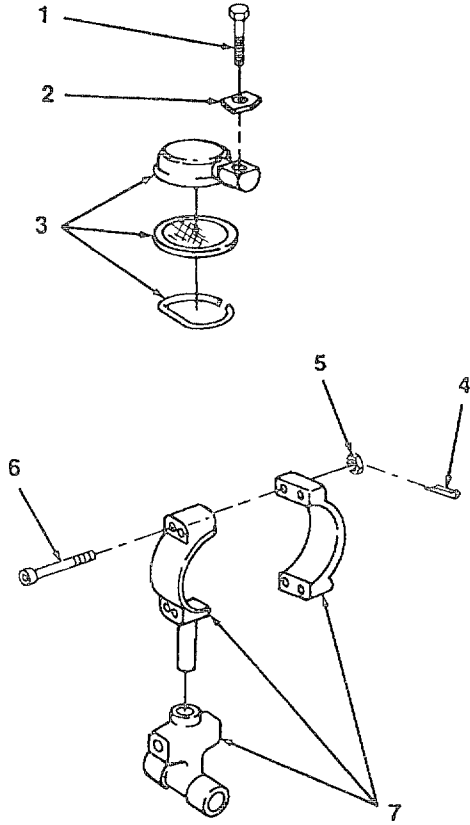


Figure 92. Block, Crankcase, Compressor.

4833-092

| (1) ITEM NUMBER | (2) FSCM | (3) PART NUMBER | (4) DESCRIPTION AND USABLE ON CODE (UOC) | (5) QTY |
|-----------------------|-------------|-----------------------|---|------------|
| 1 | 82722 | 1W9725 | <p>GROUP 17 AIR COMPRESSOR GROUP</p> <p>FIG. 92 BLOCK, CRANKCASE, COMPRESSOR</p> <p>BLOCK, CRANKCASE, COMPRESSOR</p> <p>END OF FIGURE</p> | 1 |



4833-093

Figure 93. Slinger, Oil.

| (1) ITEM NUMBER | (2) FSCM | (3) PART NUMBER | (4) DESCRIPTION AND USABLE ON CODE (UOC) | (5) QTY |
|-----------------------|-------------|-----------------------|---|------------|
| | | | GROUP 17 AIR COMPRESSOR GROUP | |
| | | | FIG. 93 SLINGER, OIL | |
| 1 | 82722 | 516739 | SCREW, CAP, OIL STRAINER | 1 |
| 2 | | | WASHER, LOCK | 1 |
| 3 | 82722 | 516735 | SCREEN, OIL STRAINER | 1 |
| 4 | | | PIN, COTTER | 4 |
| 5 | 88044 | | AN310-10 NUT, HEXAGON | 4 |
| 6 | 82722 | | BOLT | 4 |
| 7 | 82722 | 516729 | PLUNGER, OIL PUMP | 1 |
| | | | END OF FIGURE | |

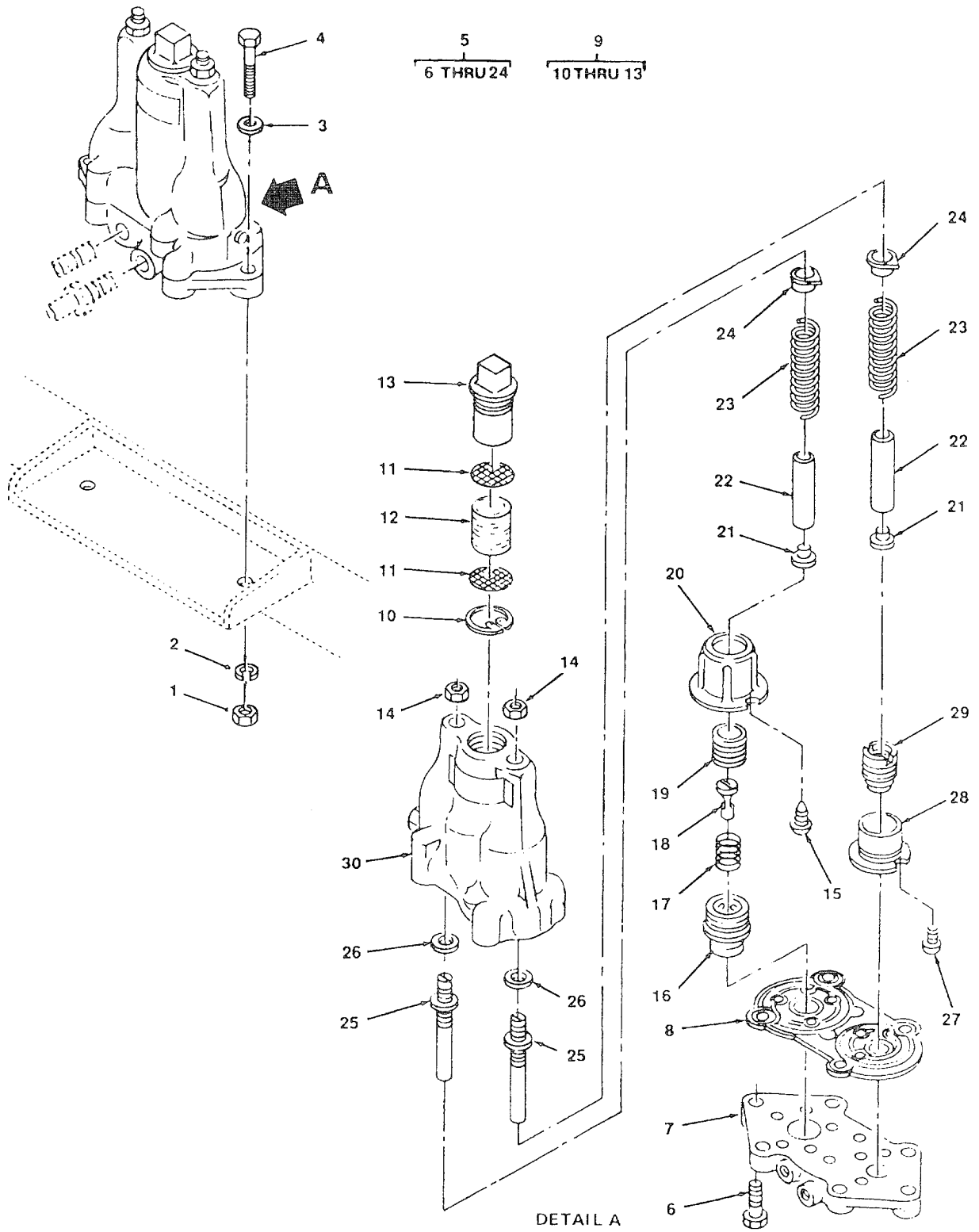


Figure 94. Air Compressor Governor Assembly

4833-094

| (1) ITEM NUMBER | (2) FSCM | (3) PART NUMBER | (4) DESCRIPTION AND USABLE ON CODE (UOC) | (5) QTY |
|---|-------------|-----------------------|---|------------|
| GROUP 18 GOVERNOR, AIR COMPRESSOR | | | | |
| FIG. 94 AIR COMPRESSOR GOVERNOR ASSEMBLY | | | | |
| 1 | 96906 | MS51967-15 | NUT, 1/2 IN. (NSN 5310-00-768-0318) | 2 |
| 2 | 96906 | MS35338-48 | LOCKWASHER, 1/2 IN. (NSN 531-00-584-5272) | 2 |
| 3 | 96906 | 27183-18 | WASHER, FLAT, 1/2 IN. | 2 |
| 4 | 96906 | 90725-117 | SCREW, HEX, 1/2 X 2 1/2 NC | 2 |
| 5 | 82722 | 534623 | COMPRESSOR, GOVERNOR | 1 |
| 6 | 82722 | 25410 | SCREW, HEX, 3/8 X 1 3/8 IN. | 4 |
| 7 | 82722 | 509657 | BRACKET | 1 |
| 8 | 82722 | 77736 | GASKET, BRACKET | 1 |
| 9 | 82722 | 72961 | STRAINER, ASSEMBLY | 1 |
| 10 | 82722 | 72964 | RING, RETAINER | 1 |
| 11 | 82722 | 72963 | PLATE, STRAINER | 2 |
| 12 | 82722 | DC77 | HAIR, CURLED, 1/4 OZ REQ'D | 1 |
| 13 | 82722 | | STRAINER CASE | 1 |
| 14 | 82722 | 27432 | NUT, HEX, 3/8 IN. | 2 |
| 15 | 82722 | 12143 | SCREW, RD. HD. MACH: #10 X 3/8 IN.1 | |
| 16 | 82722 | 562428 | SEAT, CUT-IN, TAIL VALVE | 1 |
| 17 | 82722 | 578824 | SPRING, CUT-IN, VALVE | 1 |
| 18 | 82722 | 562427 | VALVE, TAIL, CUT-IN | 1 |
| 19 | 82722 | 563529 | VALVE, CUT-IN | 1 |
| 20 | 82722 | 563531 | SEAT, VALVE, CUT-IN | 1 |
| 21 | 82722 | 72940 | SEAT, SPRING, ADJ. | 2 |
| 22 | 82722 | 525625 | SLEEVE, ADJ. STEM | 2 |
| 23 | 82722 | 1498 | SPRING, ADJ. | 2 |
| 24 | 82722 | 72938 | NUT, ADJ. | 2 |
| 25 | 82722 | 72936 | ST-EM, ADJ. | 2 |
| 26 | 82722 | 73588 | WASHER, 21/32 IN. | 2 |
| 27 | 82722 | 12143 | SCREW, RD. HD., MCH.#10 X3/8 IN. | 2 |
| 28 | 82722 | 563527 | SEAT, VALVE, CUT-OUT | 1 |
| 29 | 82722 | 563526 | VALVE, GUT-OUT | 1 |
| 30 | 82722 | 79499 | BODY, GOVERNOR | 1 |
| END OF FIGURE | | | | |

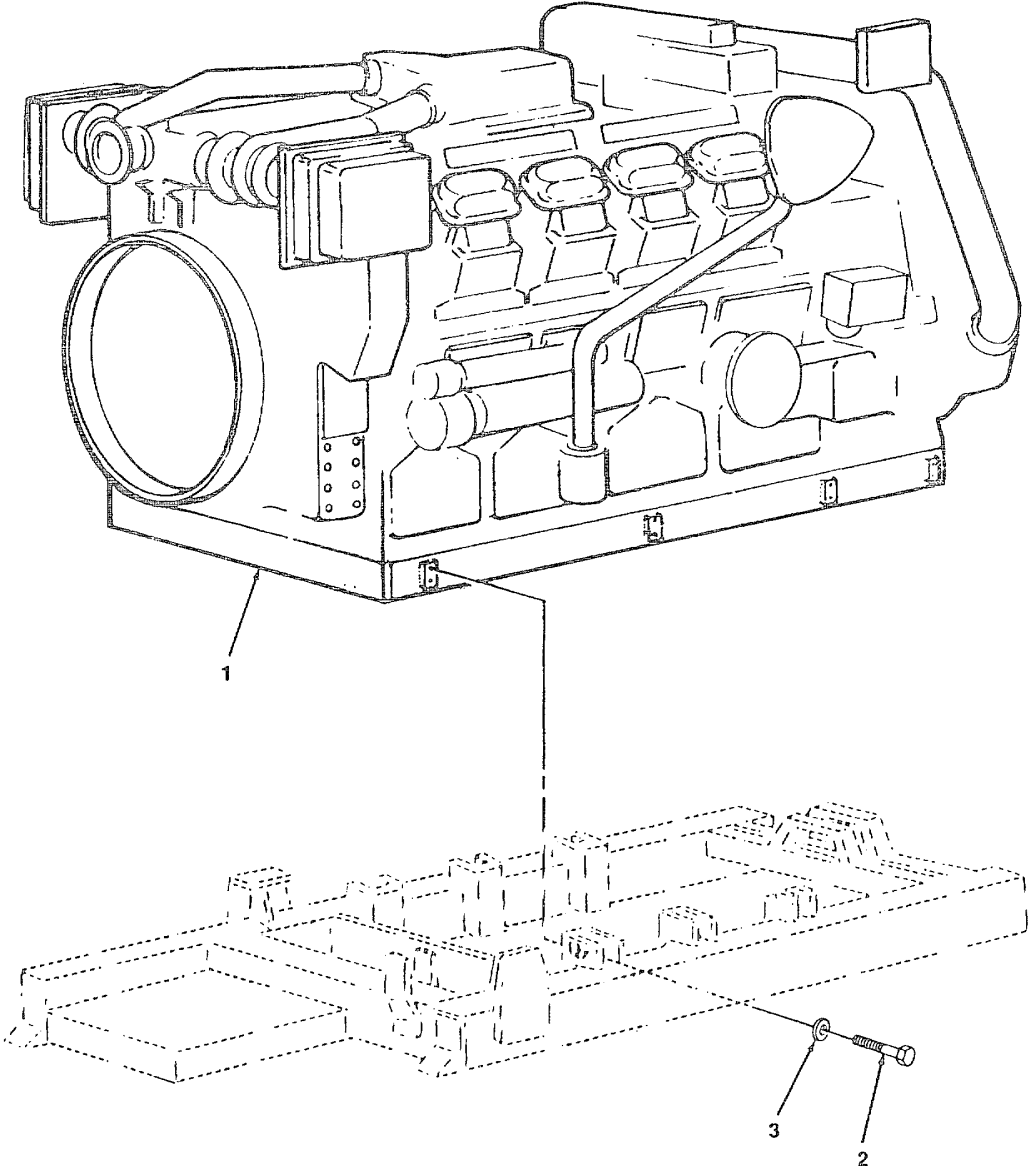
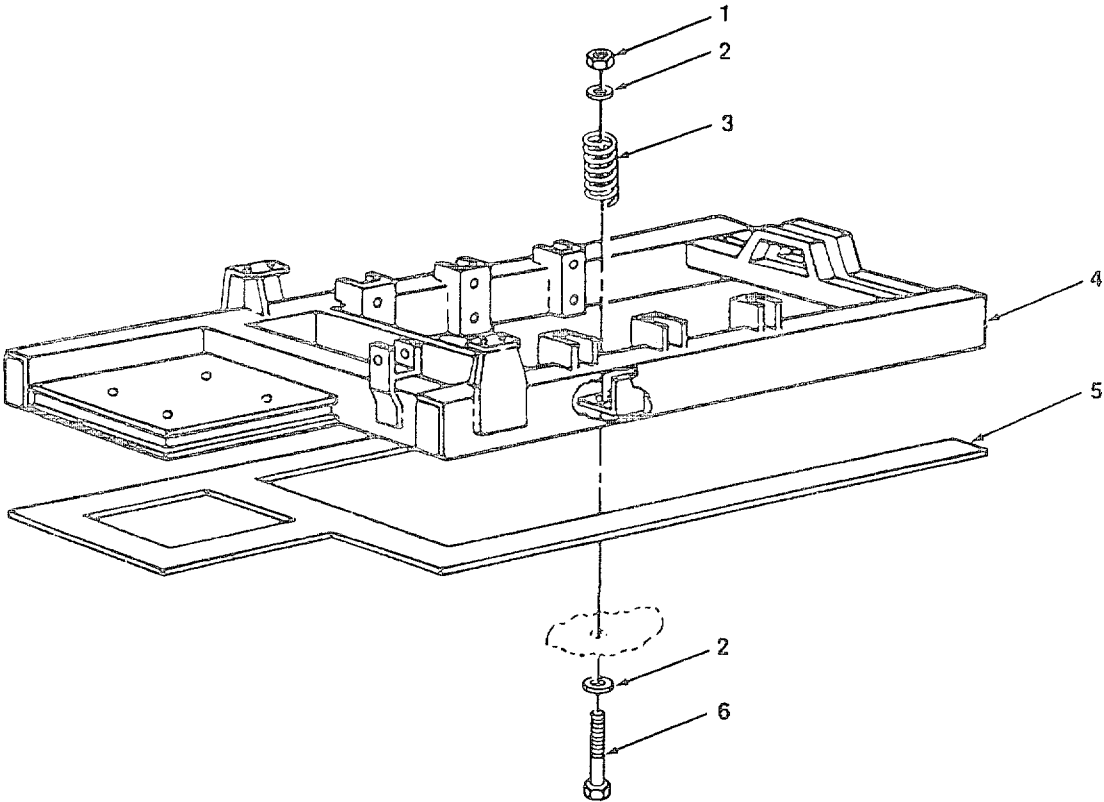


Figure 95. Engine Assembly.

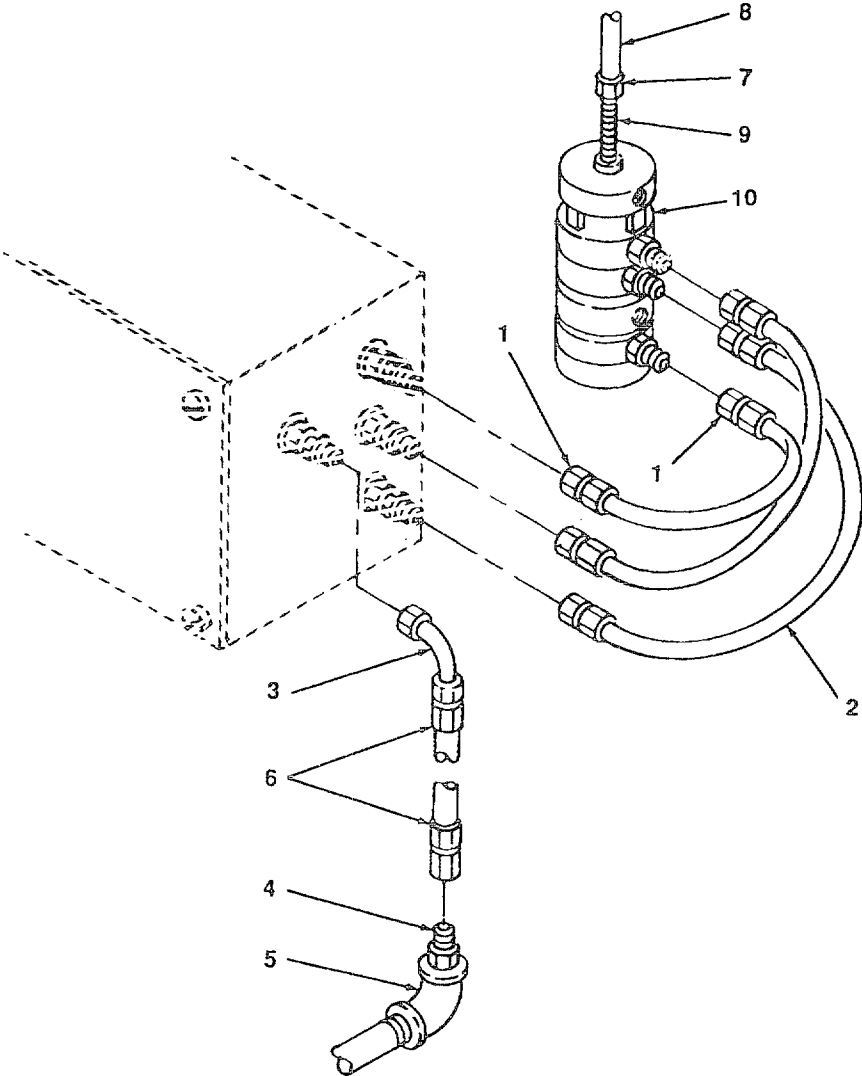
| (1) ITEM NUMBER | (2) FSCM | (3) PART NUMBER | (4) DESCRIPTION AND USABLE ON CODE (UOC) | (5) QTY |
|-----------------------|-------------|-----------------------|--|------------|
| | | | <p>GROUP 19 ENGINE DIESEL GROUP</p> <p>FIG. 95 ENGINE ASSEMBLY</p> | |
| 1 | 65082 | ME4847 | ENGINE, DIESEL | 1 |
| 2 | 96906 | MS90725-213 | SCREW, HEX-HEAD | 4 |
| 3 | 96906 | MS27183-25 | WASHER, FLAT | 4 |
| | | | <p>END OF FIGURE</p> | |



4833-096

Figure 96. Mounting Frame, Motor.

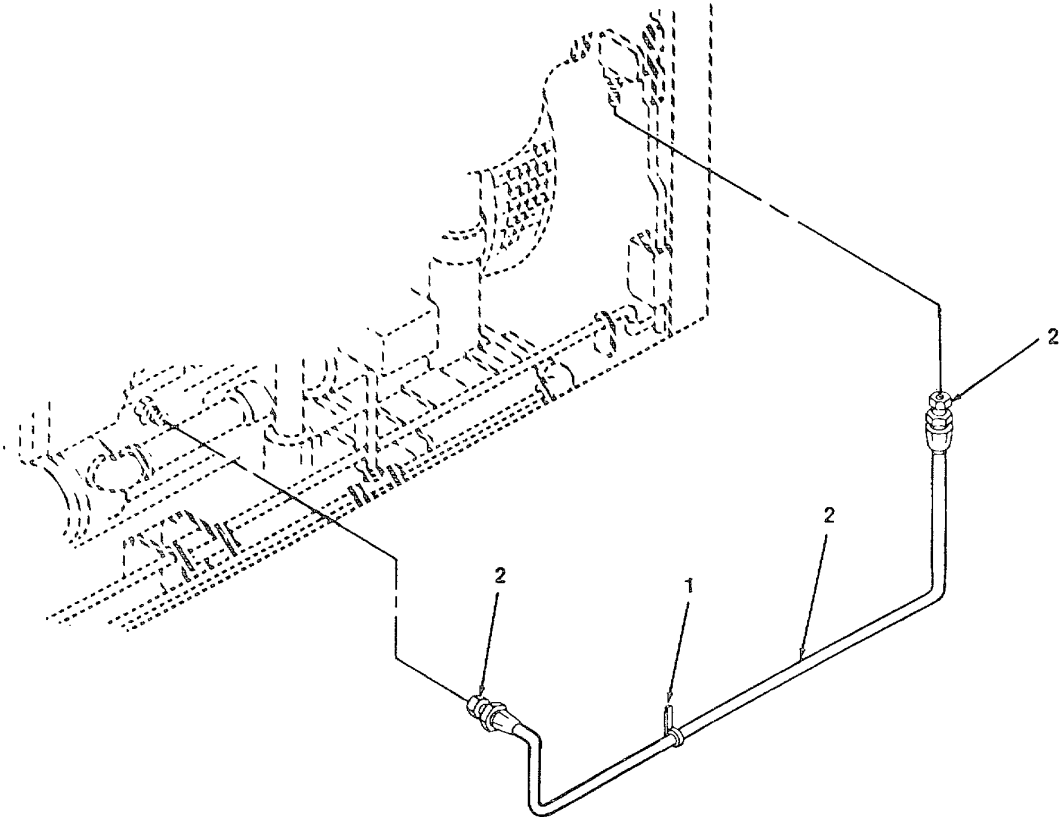
| (1) ITEM NUMBER | (2) FSCM | (3) PART NUMBER | (4) DESCRIPTION AND USABLE ON CODE (UOC) | (5) QTY |
|-----------------------|-------------|-----------------------|---|------------|
| | | | GROUP 19 ENGINE DIESEL GROUP | |
| | | | FIG. 96 MOUNTING FRAME, MOTOR | |
| 1 | 96906 | MS51967-27 | NUTS | 10 |
| 2 | 96906 | MS27183-24 | WASHERS, FLAT | 20 |
| 3 | 96906 | 8068791 | SPRING, | 10 |
| 4 | 51225 | 57-0232 | MOUNTING FRAME, MOTOR | 1 |
| 5 | 15235 | 480 | GASKET, CORK | 1 |
| 6 | 96906 | MS90725-20 | SCREW, HEX-HEAD | 10 |
| | | | END OF FIGURE | |



4833-097

Figure 97. Hoses, Throttle Operator.

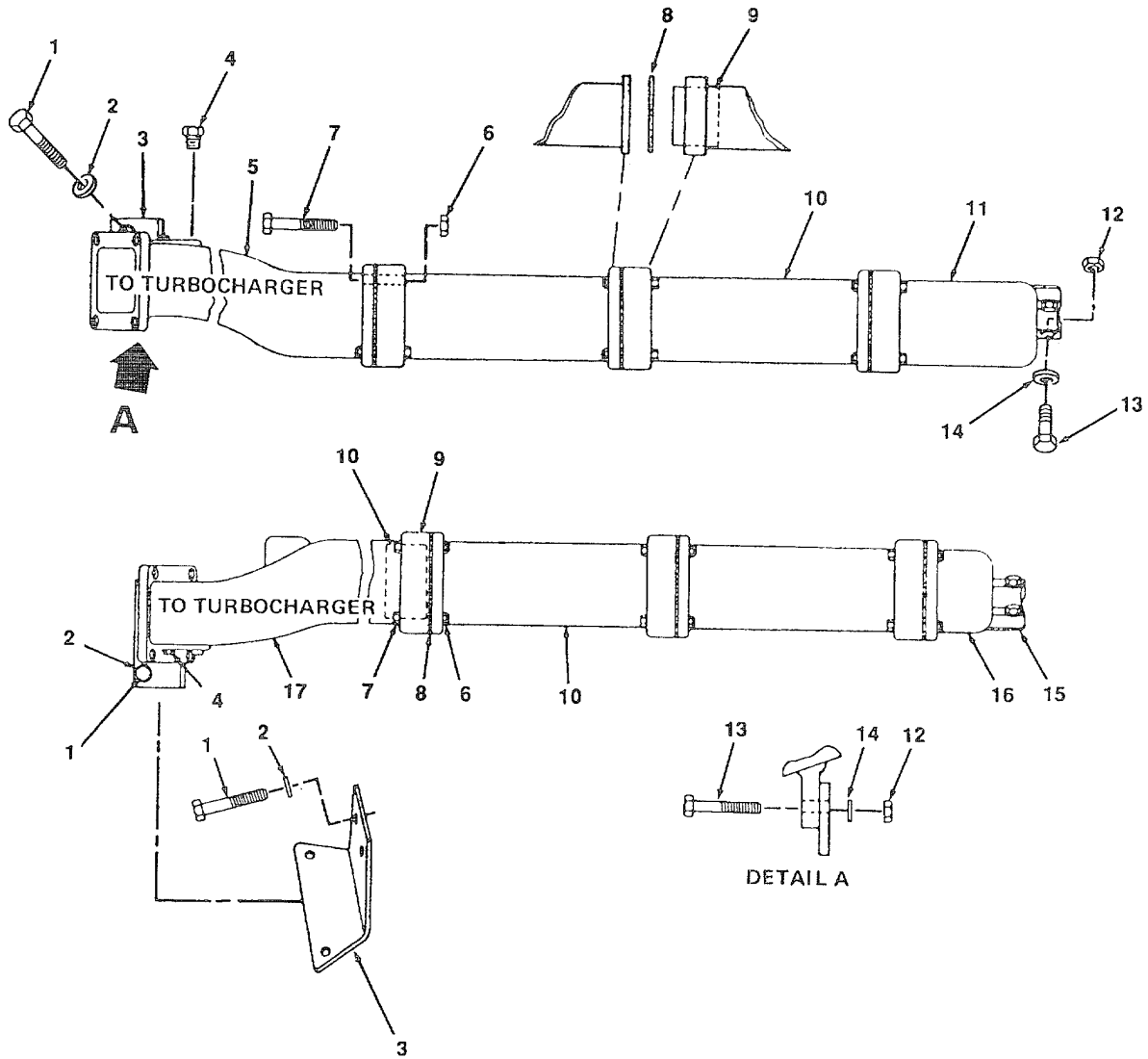
| (1) ITEM NUMBER | (2) FSCM | (3) PART NUMBER | (4) DESCRIPTION AND USABLE ON CODE (UOC) | (5) QTY |
|-----------------------|-------------|-----------------------|--|------------|
| | | | GROUP 19 ENGINE DIESEL GROUP FIG. 97 HOSES, THROTTLE OPERATOR | |
| 1 | | | FITTINGS | 6 |
| 2 | 11083 | 2H9974 | HOSE | 3 |
| 3 | | | ELBOW ASSEMBLY, TUBE 90° | 1 |
| 4 | | | UNION | 1 |
| 5 | | | ELBOW, 90° | 1 |
| 6 | | | HOSE | 1 |
| 7 | | | FITTING | 1 |
| 8 | | | HOSE | 1 |
| 9 | | | NIPPLE | 1 |
| 10 | | | THROTTLE, OPERATING | 1 |
| | | | END OF FIGURE | |



4833-098

Figure 98. Hose, Oil Pressure Switch.

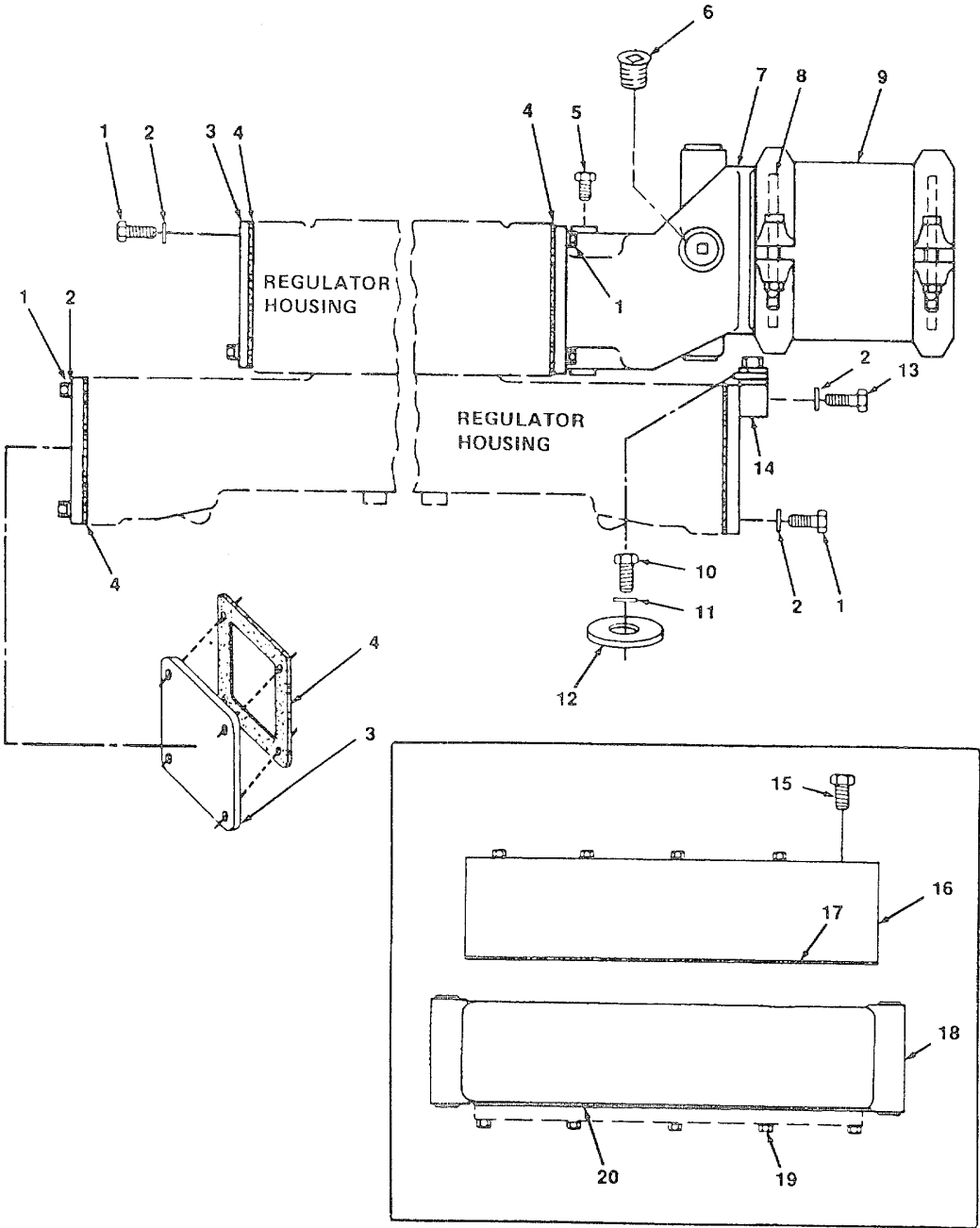
| (1) ITEM NUMBER | (2) FSCM | (3) PART NUMBER | (4) DESCRIPTION AND USABLE ON CODE (UOC) | (5) QTY |
|-----------------------|-------------|-----------------------|--|------------|
| 1 | 06865 | TY505 | <p>GROUP 19 ENGINE DIESEL GROUP</p> <p>FIG. 98 HOSE, OIL PRESSURE SWITCH</p> <p>TIES, HOSE</p> | V |
| 2 | 11083 | 3N7156 | <p>HOSE ASSEMBLY W/CONNECTORS</p> <p>END OF FIGURE</p> | 1 |



4833-099

Figure 99. Manifold, Exhaust

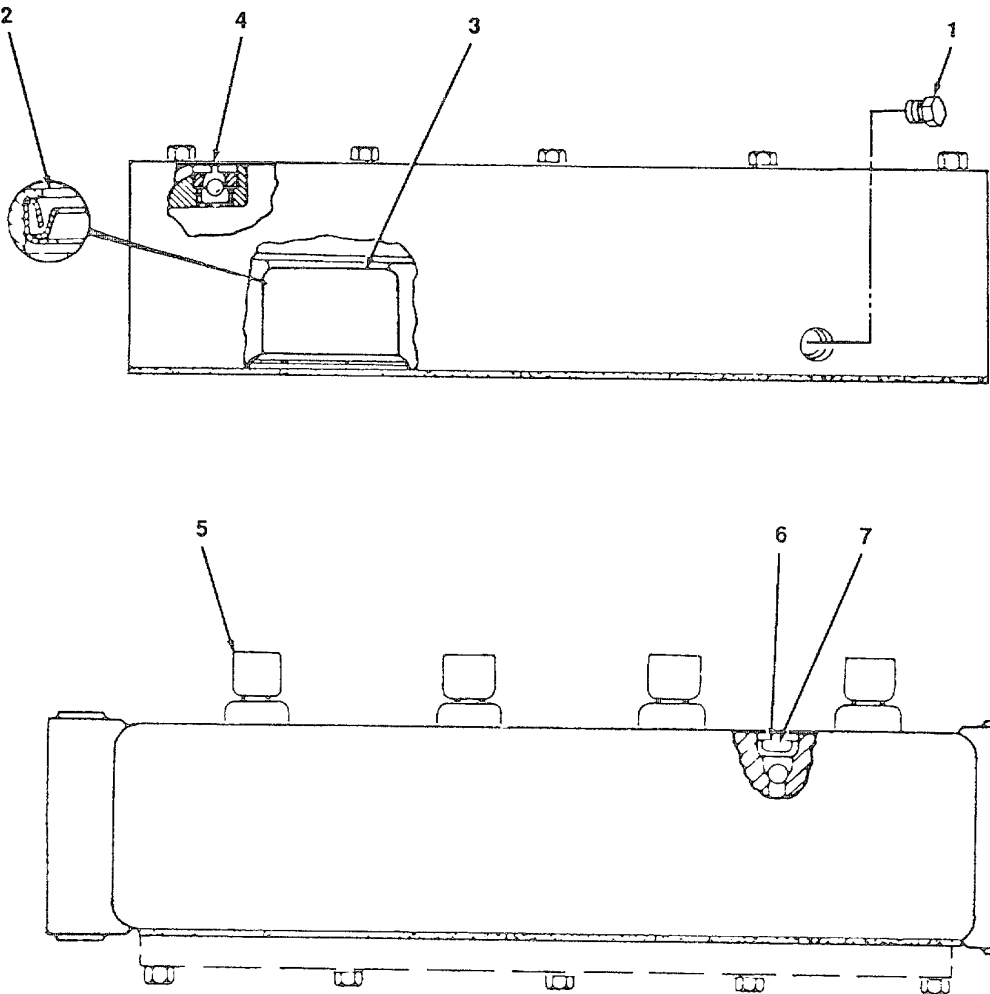
| (1) ITEM NUMBER | (2) FSCM | (3) PART NUMBER | (4) DESCRIPTION AND USABLE ON CODE (UOC) | (5) QTY |
|-------------------------------------|-------------|-----------------------|---|------------|
| GROUP 19 ENGINE DIESEL GROUP | | | | |
| FIG. 99 MANIFOLD,EXHAUST | | | | |
| 1 | 11083 | 6H 1717 | BOLT | 4 |
| 2 | 11083 | 5P8245 | WASHER | 4 |
| 3 | 11083 | 8N8820 | BRACKET (L.H.) | 1 |
| 4 | 11083 | 5B7890 | PLUG | 4 |
| 5 | 11083 | 7N5883 | MANI FOLD (L.H.) | 1 |
| 6 | 11083 | 2N2766 | NUT | 24 |
| 7 | 11083 | 5 P2755 | BOLT | 24 |
| 8 | 11083 | 7N4903 | GASKET | 6 |
| 9 | 11083 | 7N4902 | SLEEVE | 6 |
| 10 | 11083 | 7N4905 | MANIFOLD | 4 |
| 11 | 11083 | 7N4906 | MANIFOLD | 1 |
| 12 | 11083 | 1 D4717 | NUT | 36 |
| 13 | 11083 | 3B1915 | BOLT | 36 |
| 14 | 11083 | 5M2894 | WASHER | 36 |
| 15 | 11083 | 7N4904 | GASKET | 8 |
| 16 | 11083 | 7N4909 | MANIFOLD | 1 |
| 17 | 11083 | 7N5884 | MANIFOLD R.H. | 1 |
| END OF FIGURE | | | | |



4833-100

Figure 100. Water Connections and Thermostat Housing.

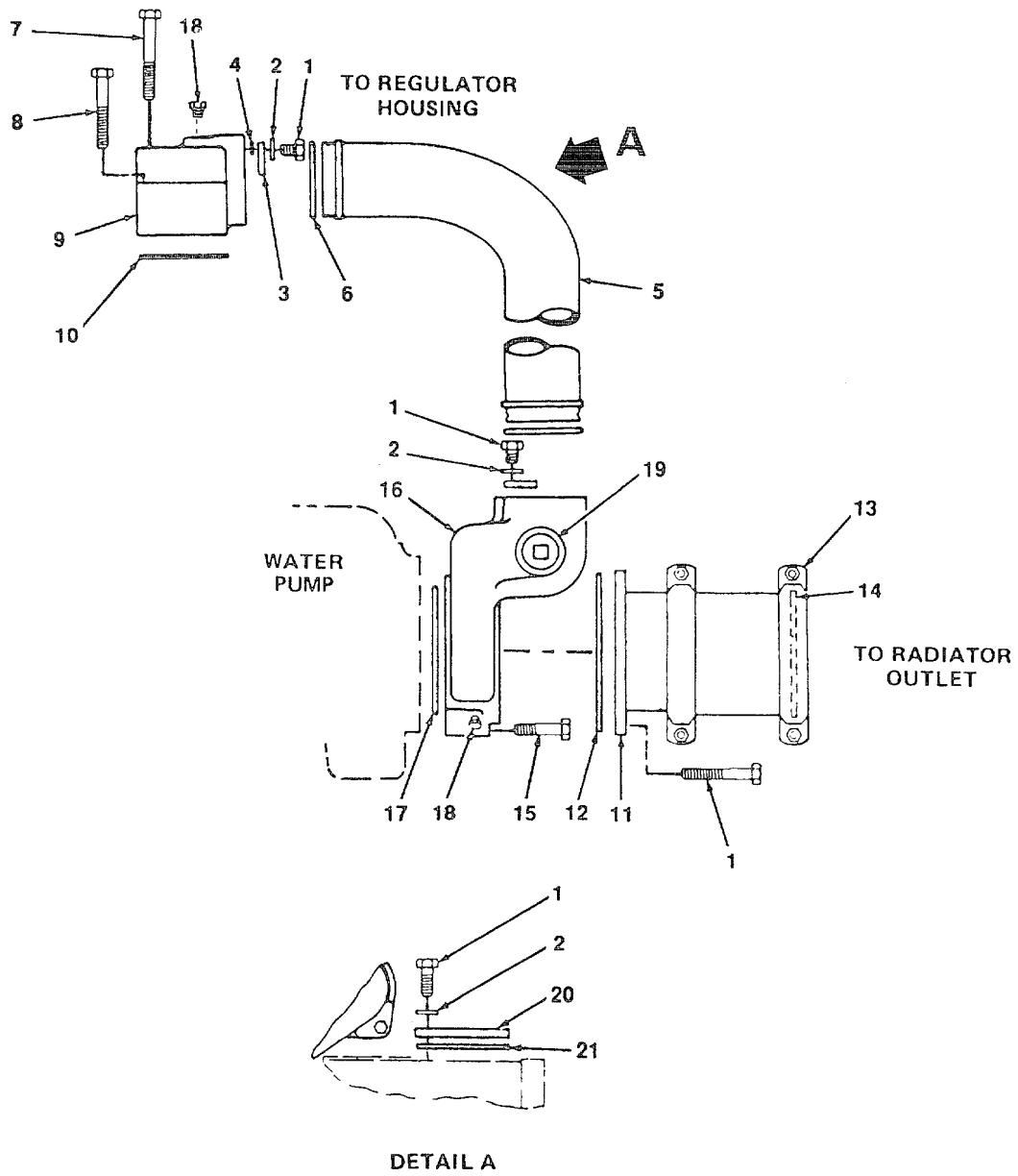
| (1) ITEM NUMBER | (2) FSCM | (3) PART NUMBER | (4) DESCRIPTION AND USABLE ON CODE (UOC) | (5) QTY |
|--|-------------|-----------------------|---|------------|
| GROUP 19 ENGINE DIESEL GROUP | | | | |
| FIG. 100 WATER CONNECTIONS AND THERMOSTAT HOUSING | | | | |
| 1 | 11083 | S1594 | BOLT | 14 |
| 2 | 11083 | 5M2894 | WASHER | 16 |
| 3 | 11083 | 7N4923 | COVER | 3 |
| 4 | 11083 | 3N3008 | GASKET | 4 |
| 5 | 11083 | 7F9504 | PLUG | 2 |
| 6 | 11083 | 2B858 | PLUG | 3 |
| 7 | 11083 | 7N6560 | ADAPTER | 1 |
| 8 | 11083 | 5P9130 | JOINT ASSEMBLY | 1 |
| 9 | 11083 | 5P9131 | SEAL | 2 |
| 10 | 11083 | S1585 | BOLT | 2 |
| 11 | 11083 | 5P1076 | WASHER | 4 |
| 12 | 11083 | 2W4335 | PLATE | 1 |
| 13 | 11083 | S1590 | BOLT | 2 |
| 14 | 11083 | 2W4334 | BAR | 1 |
| 15 | 11083 | 3B1915 | BOLT | 5 |
| 16 | 11083 | 7W3414 | HOUSING | 1 |
| 17 | 11083 | 7N4927 | GASKET | 1 |
| 18 | 11083 | 7N5127 | HOUSING | 1 |
| 19 | 11083 | 5B9603 | BOLT | 5 |
| 20 | 11083 | 1 N2898 | PLATE (TO REGULATOR HOUSING) | 2 |
| END OF FIGURE | | | | |



4833-101

Figure 101. Thermostats.

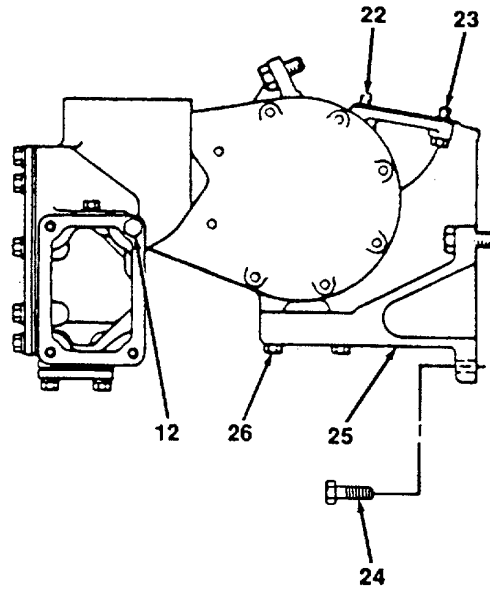
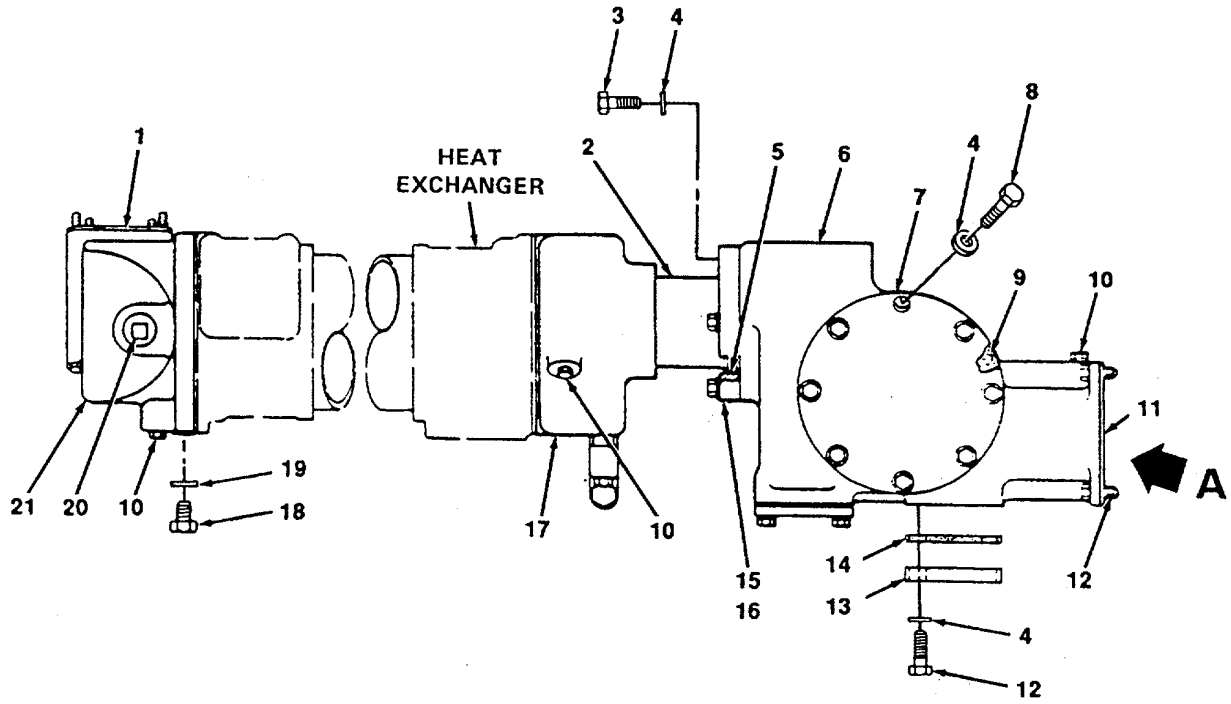
| (1) ITEM NUMBER | (2) FSCM | (3) PART NUMBER | (4) DESCRIPTION AND USABLE ON CODE (UOC) | (5) QTY |
|-----------------------|-------------|-----------------------|---|------------|
| | | | GROUP 19 ENGINE DIESEL GROUP | |
| | | | FIG. 101 THERMOSTATS | |
| 1 | 11083 | 35389 | PLUG | 1 |
| 2 | 11083 | 3S9643 | SEAL | 4 |
| 3 | 11083 | 4W4794 | REGULATOR | 1 |
| 4 | 11083 | 4W3108 | VALVE ASSEMBLY | 2 |
| 5 | 11083 | 9N2894 | REGULATOR | 4 |
| 6 | 11083 | 9M5590 | BALL | 1 |
| 7 | 11083 | 7N7688 | FERRULE | 1 |
| | | | END OF FIGURE | |



4833-102

Figure 102. Water Lines, Bypass.

| (1) ITEM NUMBER | (2) FSCM | (3) PART NUMBER | (4) DESCRIPTION USABLE ON CODE (UOC) | (5) QTY |
|-----------------------|-------------|-----------------------|---|------------|
| | | | GROUP 19 ENGINE DIESEL GROUP | |
| | | | FIG. 102 WATER LINES, BYPASS | |
| 1 | 11083 | OS1954 | BOLT | 16 |
| 2 | 11083 | 5M2894 | WASHER | 8 |
| 3 | 11083 | 8N3639 | RETAINER | 4 |
| 4 | 11083 | 8N3640 | RING | 2 |
| 5 | 11083 | 8N6406 | TUBE | 1 |
| 6 | 11083 | 8H2046 | SEAL | 2 |
| 7 | 11083 | 5B9603 | BOLT | 2 |
| 8 | 11083 | OT0065 | BOLT | 2 |
| 9 | 11083 | 4W3127 | HOUSING (OUTLET) | 1 |
| 10 | 11083 | 4W3100 | GASKET | 1 |
| 11 | 11083 | 8N6432 | ADAPTER | 1 |
| 12 | 11083 | 1S5772 | GASKET | 1 |
| 13 | 11083 | 5P9130 | JOINT ASSEMBLY | 1 |
| 14 | 11083 | 5P9131 | SEAL | 2 |
| 15 | 11083 | 0L1143 | BOLT | 3 |
| 16 | 11083 | 8N8380 | ELBOW | 1 |
| 17 | 11083 | 9M3786 | SEAL | 1 |
| 18 | 11083 | 5M6213 | PLUG | 2 |
| 19 | 11083 | 7B9665 | PLUG | 1 |
| 20 | 11083 | 7N4928 | COVER | 1 |
| 21 | 11083 | 2N0931 | GASKET | 1 |
| | | | END OF FIGURE | |



4833-103

Figure 103. Water Lines, Lower.

| (1) ITEM NUMBER | (2) FSCM | (3) PART NUMBER | (4) DESCRIPTION USABLE ON CODE (UOC) | (5) QTY |
|-----------------------|-------------|-----------------------|---|------------|
| | | | GROUP 19 ENGINE DIESEL GROUP | |
| | | | FIG. 103 WATER LINES, LOWER | |
| 1 | 11083 | 7N4945 | GASKET | 1 |
| 2 | 11083 | 8N7641 | TUBE | 1 |
| 3 | 11083 | 2A4639 | BOLT | 4 |
| 4 | 11083 | 5M2894 | WASHER | 20 |
| 5 | 11083 | 8H2046 | SEAL | 2 |
| 6 | 11083 | 1N4858 | ADAPTER | 1 |
| 7 | 11083 | 7S8420 | COVER | 1 |
| 8 | 11083 | OL1351 | BOLT | 8 |
| 9 | 11083 | 1S5772 | GASKET | 1 |
| 10 | 11083 | 5M6213 | PLUG | 3 |
| 11 | 11083 | 7N4932 | GASKET | 1 |
| 12 | 11083 | 0S1594 | BOLT | 12 |
| 13 | 11083 | IN4860 | COVER | 2 |
| 14 | 11083 | IN4859 | GASKET | 2 |
| 15 | 11083 | 8N0386 | FLANGE | 1 |
| 16 | 11083 | 4N1320 | GASKET | 1 |
| 17 | 11083 | 7N4939 | BONNET | 1 |
| 18 | 11083 | 9S4185 | PLUG | 1 |
| 19 | 11083 | 3K0360 | SEAL | 1 |
| 20 | 11083 | 3B0551 | PLUG | 1 |
| 21 | 11083 | 7N6426 | BONNET | 1 |
| 22 | 11083 | 1D4706 | BOLT | 2 |
| 23 | 11083 | 1A2029 | BOLT | 2 |
| 24 | 11083 | OS1585 | BOLT | 2 |
| 25 | 11083 | 7N4940 | BRACKET | 1 |
| 26 | 11083 | 0S1571 | BOLT | 2 |
| | | | END OF FIGURE | |

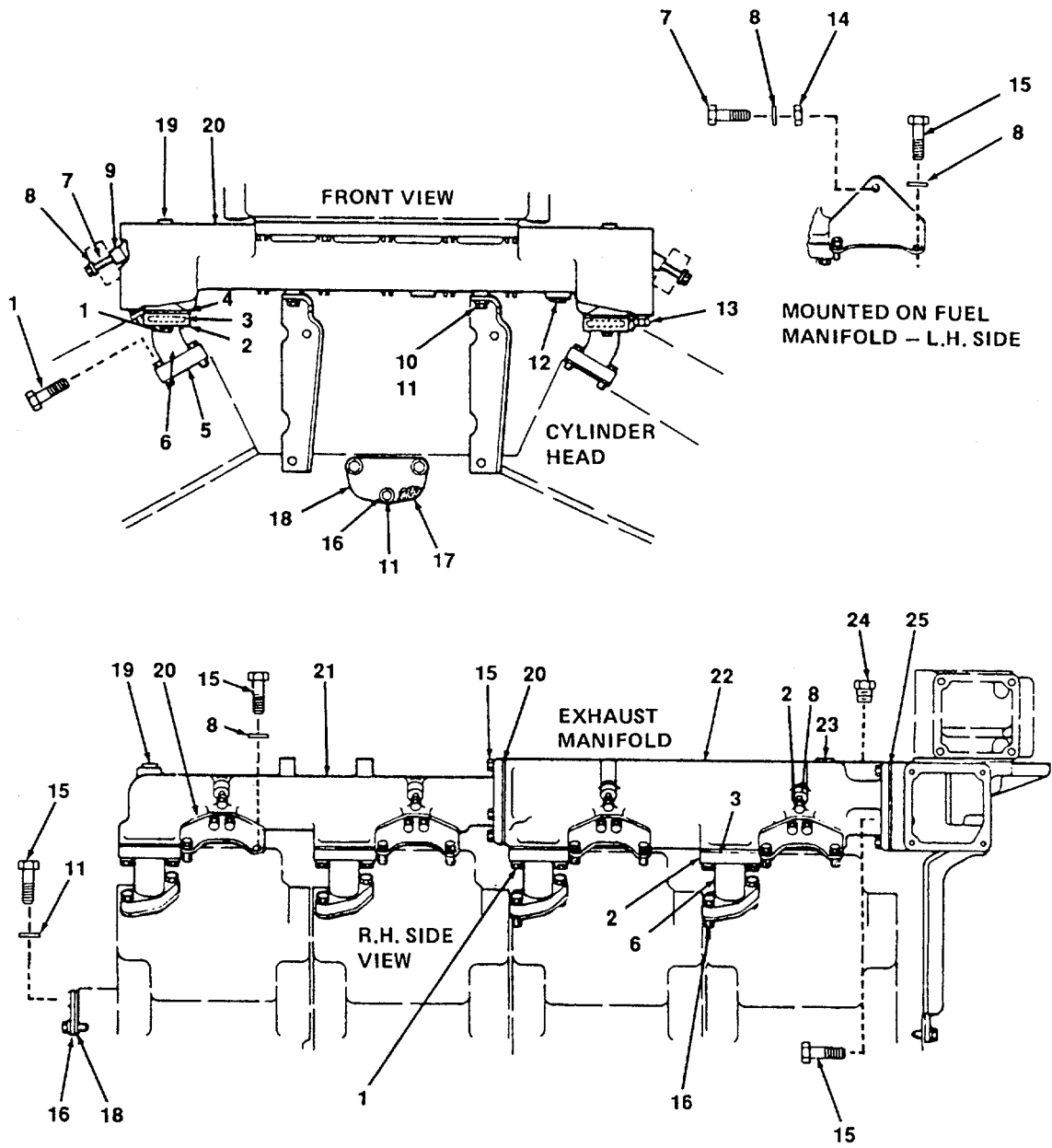


Figure 104. Water Lines, Upper.

| (1) ITEM NUMBER | (2) FSCM | (3) PART NUMBER | (4) DESCRIPTION USABLE ON CODE (UOC) | (5) QTY |
|-----------------------|-------------|-----------------------|---|------------|
| | | | GROUP 19 ENGINE DIESEL GROUP | |
| | | | FIG. 104 WATER LINES, UPPER | |
| 1 | 11083 | 1B7182 | BOLT | 32 |
| 2 | 11083 | 2W3146 | FLANGE | 1 |
| 3 | 11083 | 4F7389 | SEAL | 1 |
| 4 | 11083 | 8N4524 | GASKET | 1 |
| 5 | 11083 | 8N7640 | GASKET | 8 |
| 6 | 11083 | 8N7639 | ELBOW | 8 |
| 7 | 11083 | 1D4538 | BOLT | 8 |
| 8 | 11083 | 9M1974 | WASHER | 55 |
| 9 | 11083 | 2S2301 | SPACER | 7 |
| 10 | 11083 | L1351 | BOLT | 2 |
| 11 | 11083 | 5M2894 | WASHER | 8 |
| 12 | 11083 | 2B0858 | PLUG | 4 |
| 13 | 11083 | 3J5390 | PLUG | 2 |
| 14 | 11083 | 1D4716 | NUT | 1 |
| 15 | 11083 | 2B2695 | BOLT | 30 |
| 16 | 11083 | OS1594 | BOLT | 22 |
| 17 | 11083 | 7N3368 | GASKET | 2 |
| 18 | 11083 | 7N3297 | COVER | 2 |
| 19 | 11083 | 2B0858 | PLUG | 4 |
| 20 | 1 1083 | 8N9624 | HOUSING | 1 |
| 21 | 11083 | IN4037 | MANIFOLD (R.H. REAR) | 1 |
| 21 | 11083 | IN4038 | MANIFOLD (L.H. REAR) | 1 |
| 22 | 11083 | 8N1094 | MANIFOLD (R.H. FRONT) | 1 |
| 22 | 11083 | 8N1095 | MANIFOLD (L.H. FRONT) | 1 |
| 23 | 11083 | 3B551 | PLUG | 2 |
| 24 | 11083 | 5M6213 | PLUG | 2 |
| 25 | 11083 | 8N1269 | GASKET | 2 |
| | | | END OF FIGURE | |

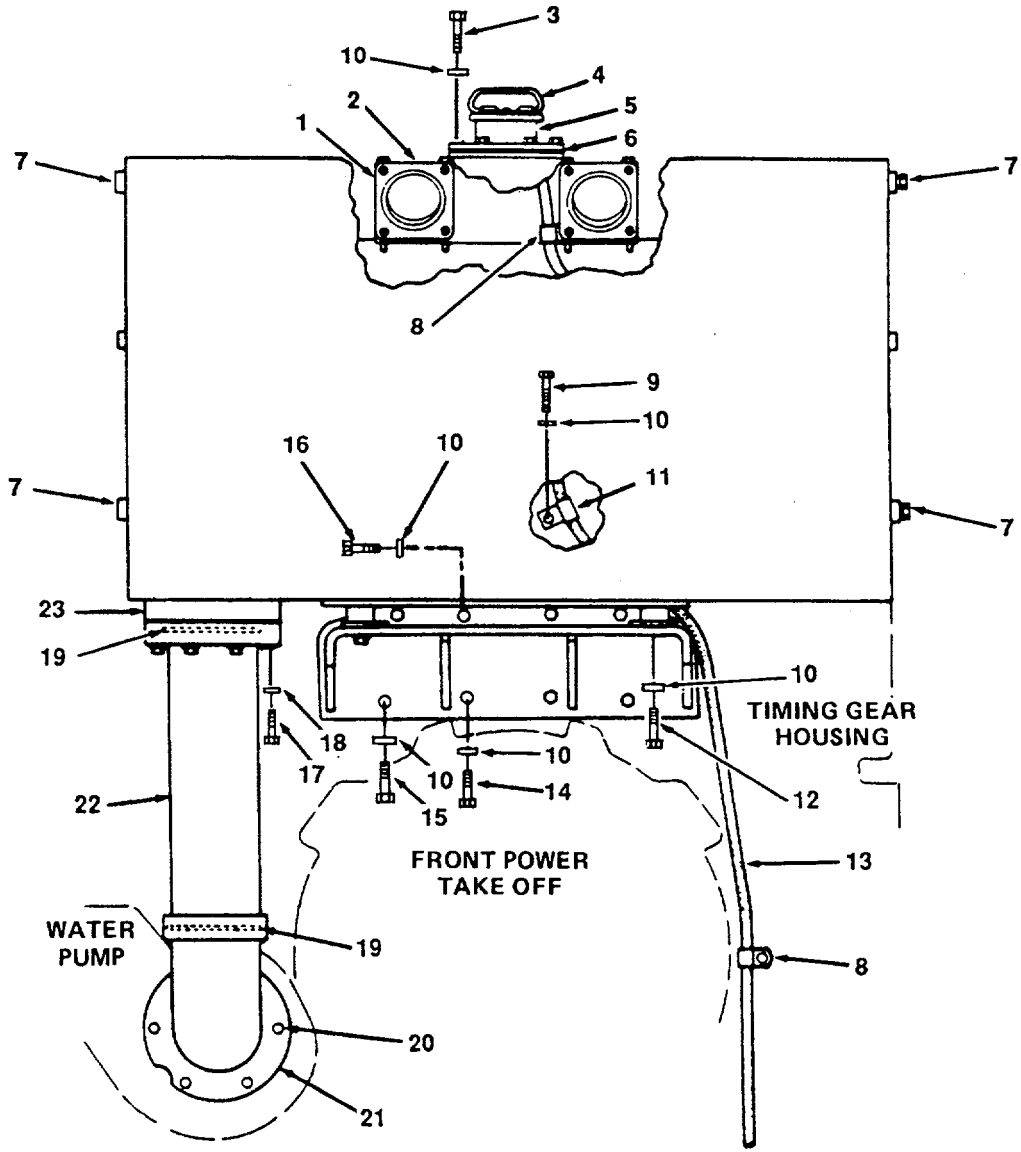


Figure 105. Expansion Tank (Sheet 1 of 2).

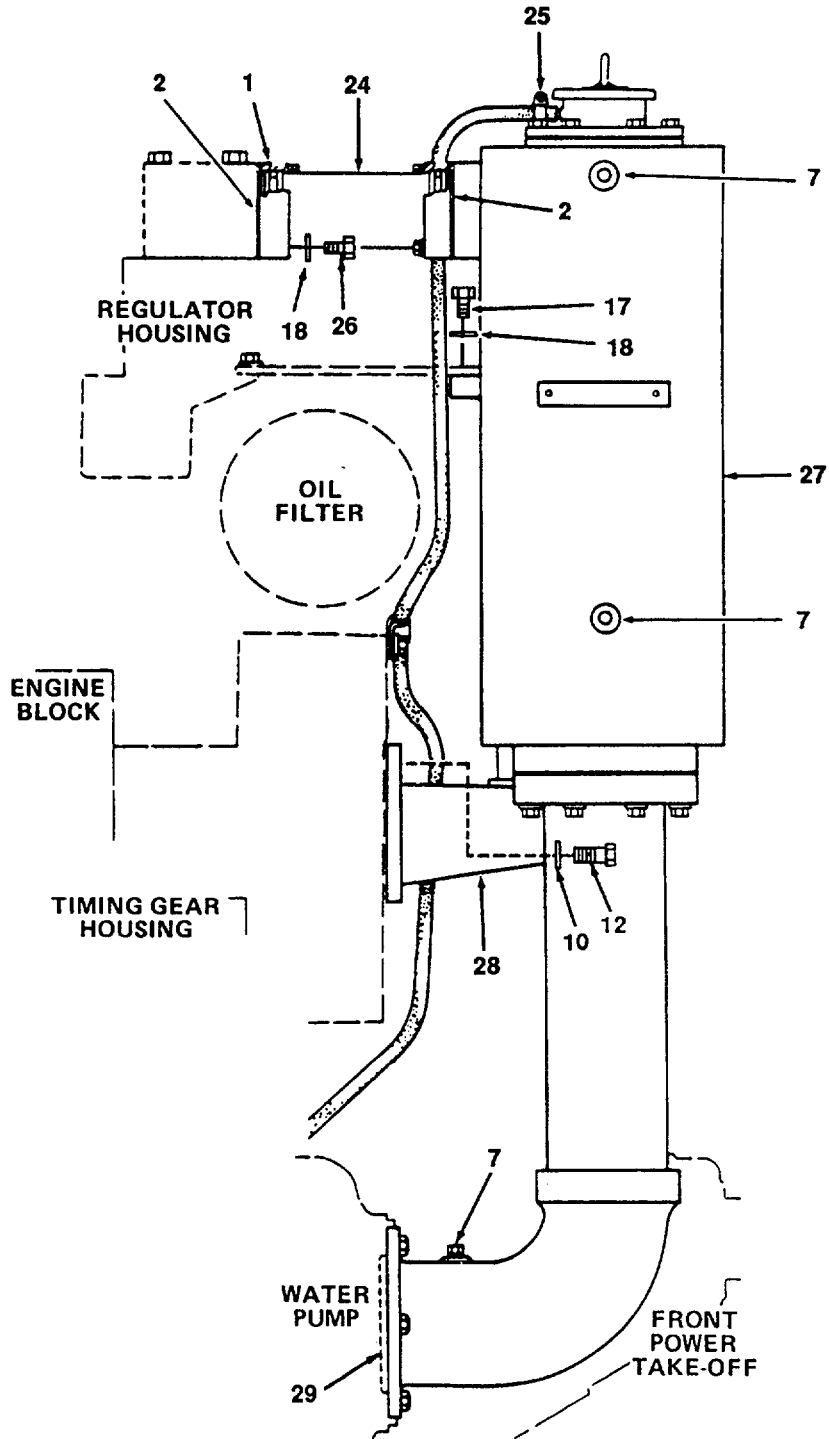


Figure 105. Expansion Tank (Sheet 2 of 2).

| (1) ITEM NUMBER | (2) FSCM | (3) PART NUMBER | (4) DESCRIPTION USABLE ON CODE (UOC) | (5) QTY |
|-----------------------|-------------|-----------------------|---|------------|
| | | | GROUP 19 ENGINE DIESEL GROUP | |
| | | | FIG. 105 EXPANSION TANK | |
| 1 | 11083 | 8N9609 | FLANGE | 4 |
| 2 | 11083 | 2N931 | GASKET | 4 |
| 3 | 11083 | 0L1351 | BOLT | 6 |
| 4 | 11083 | 4N3311 | CAP | 1 |
| 5 | 11083 | 3N1341 | ADAPTER | 1 |
| 6 | 11803 | 3H5939 | GASKET | 1 |
| 7 | 11083 | 5M6213 | PLUG | 5 |
| 8 | 11083 | 3S8664 | CLIP | 2 |
| 9 | 11083 | OS1595 | BOLT | 13 |
| 10 | 11083 | 5P8245 | WASHER | 1 |
| 11 | 11083 | 5P4295 | CLIP | 1 |
| 12 | 11083 | OS1587 | BOLT | 4 |
| 13 | 11083 | 8N5213 | HOSE | 1 |
| 14 | 11083 | 2A1531 | BOLT | 2 |
| 15 | 11083 | 4M2442 | BOLT | 4 |
| 16 | 11083 | OS1590 | BOLT | 4 |
| 17 | 11083 | 1A2029 | BOLT | 8 |
| 18 | 11083 | SM2894 | WASHER | 24 |
| 19 | 11083 | 2S8439 | SEAL | 2 |
| 20 | 11083 | 1A2029 | BOLT | 4 |
| 21 | 11083 | 8N9422 | ELBOW | 1 |
| 22 | 11083 | 7N5123 | TUBE | 1 |
| 23 | 11083 | 1S5772 | GASKET | 1 |
| 24 | 11083 | 8N9706 | TUBE | 2 |
| 25 | 11083 | SD1026 | CLAMP | 1 |
| 26 | 11083 | 1C2251 | BOLT | 16 |
| 27 | 11083 | 2W6333 | TANK ASSEMBLY | 1 |
| 28 | 11083 | 2W7183 | SUPPORT ASSEMBLY | 1 |
| 29 | 11083 | 9M3786 | SEAL | 1 |
| | | | END OF FIGURE | |

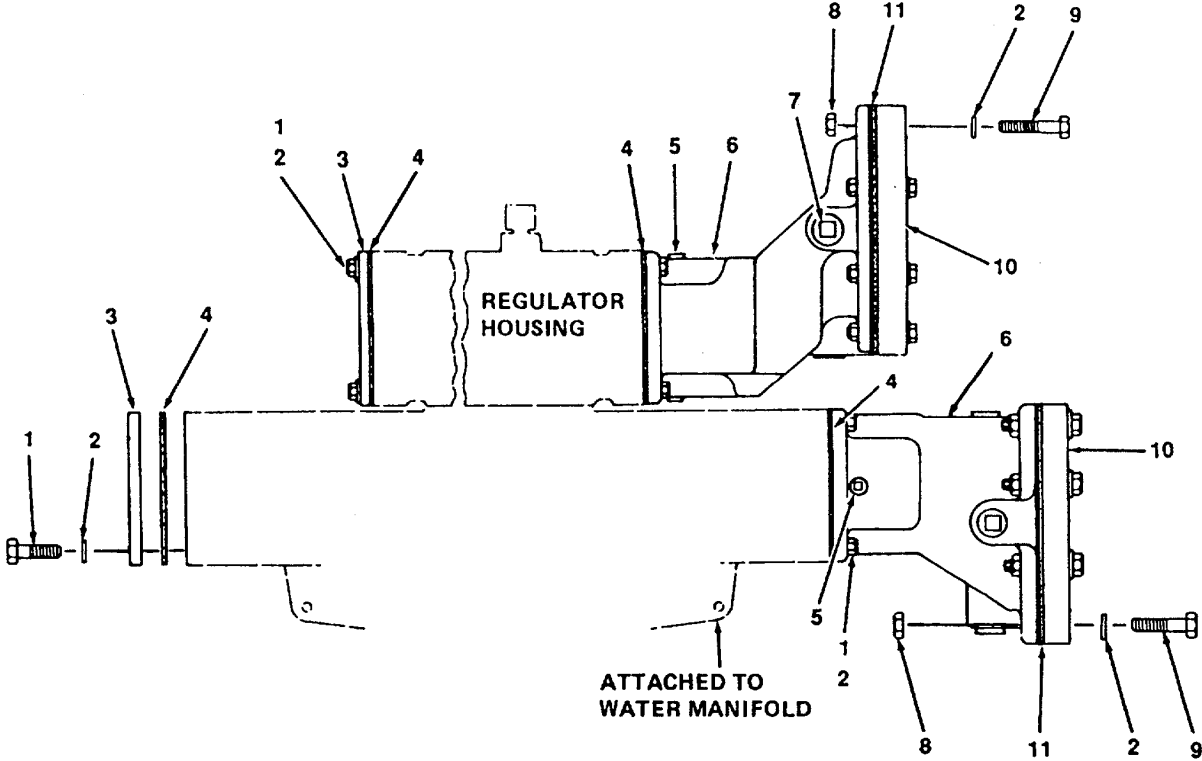
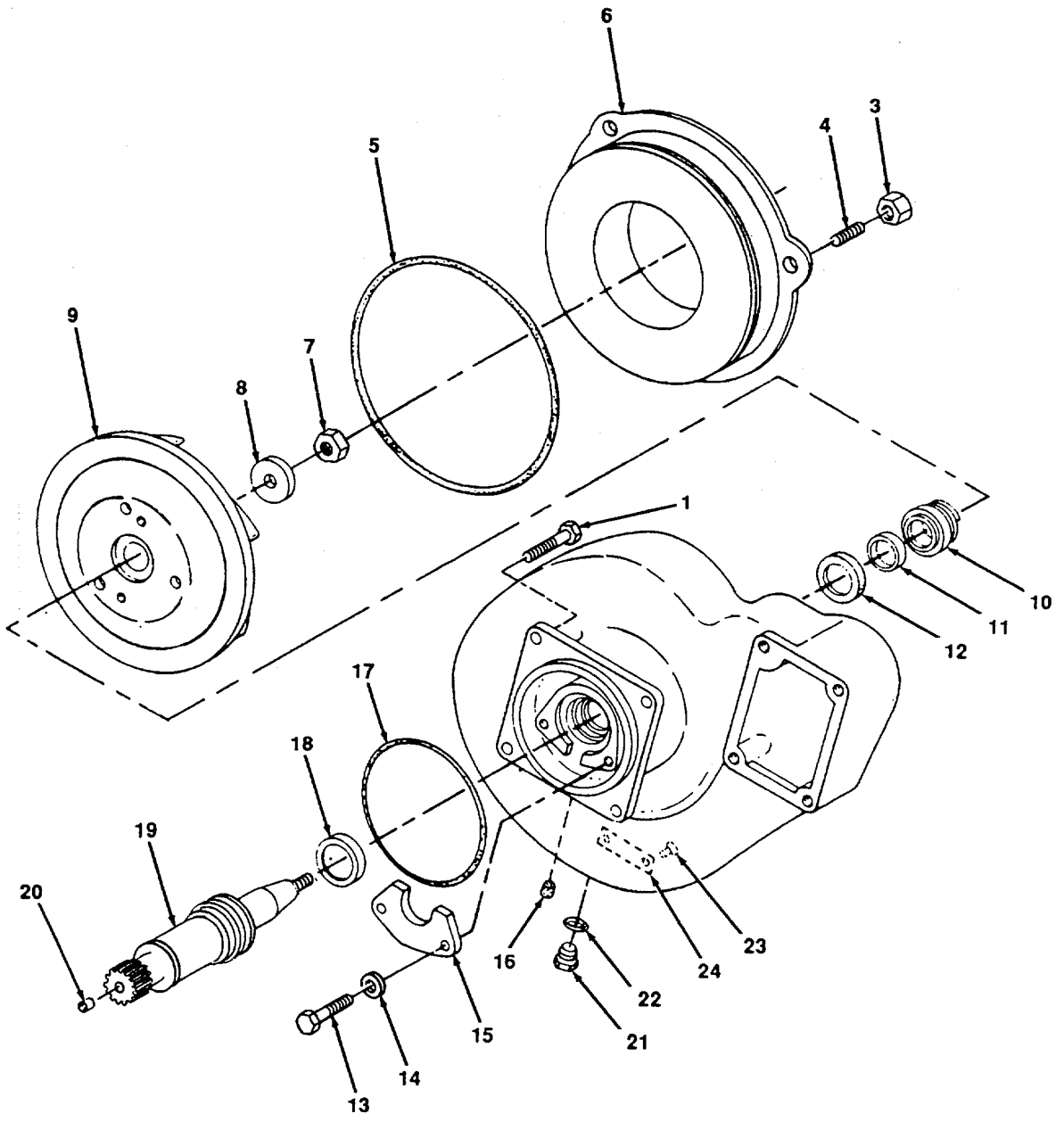


Figure 106. Expansion Tank Water Connections.

| (1) ITEM NUMBER | (2) FSCM | (3) PART NUMBER | (4) DESCRIPTION USABLE ON CODE (UOC) | (5) QTY |
|-----------------------|-------------|-----------------------|---|------------|
| | | | GROUP 19 ENGINE DIESEL GROUP | |
| | | | FIG. 106 EXPANSION TANK, WATER CONNECTIONS | |
| 1 | 11083 | S1594 | BOLT | 16 |
| 2 | 11083 | 5M2894 | WASHER | 32 |
| 3 | 11083 | 7N4923 | COVER | 2 |
| 4 | 11083 | 3N3008 | GASKET | 4 |
| 5 | 11083 | 7F9504 | PLUG | 4 |
| 6 | 11083 | 1W2639 | ADAPTER | 2 |
| 7 | 11083 | 2B858 | PLUG | 6 |
| 8 | 11083 | 1D4717 | NUT | 16 |
| 9 | 11083 | S1571 | BOLT | 16 |
| 10 | 11083 | 7N7009 | FLANGE | 2 |
| 11 | 11083 | 1S5772 | GASKET | 2 |
| | | | END OF FIGURE | |

2
3 THRU 24



4833-107

Figure 107. Pump, Water.

| (1) ITEM NUMBER | (2) FSCM | (3) PART NUMBER | (4) DESCRIPTION USABLE ON CODE (UOC) | (5) QTY |
|-----------------------|-------------|-----------------------|---|------------|
| | | | GROUP 19 ENGINE DIESEL GROUP | |
| | | | FIG. 107 PUMP, WATER | |
| 1 | 11083 | 3B1915 | BOLT | 4 |
| 2 | 11083 | 7N4756 | HOUSING ASSEMBLY, WATER PUMP | 1 |
| 3 | 11083 | 1D4717 | NUT | 3 |
| 4 | 11083 | 9M2151 | STUD | 3 |
| 5 | 11083 | 1H8278 | SEAL | 1 |
| 6 | 11083 | 8N6423 | COVER | 1 |
| 7 | 11083 | 6V8287 | NUT | 1 |
| 8 | 11083 | 2P3696 | RETAINER | 1 |
| 9 | 11083 | 2W92724 | IMPELLER | 1 |
| 10 | 11083 | 6N9313 | SEAL GROUP | 1 |
| 11 | 11083 | 6N5475 | SEAL | 1 |
| 12 | 11083 | 6N5476 | RING | 1 |
| 13 | 11083 | 0S1618 | BOLT | 2 |
| 14 | 11083 | 9M1974 | WASHER | 2 |
| 15 | 11083 | 7N4758 | WASHER | 1 |
| 16 | 11083 | 4N5834 | FILTER | 2 |
| 17 | 11083 | 5H6734 | SEAL | 1 |
| 18 | 11083 | 6N5475 | SEAL | 1 |
| 19 | 11083 | 2W9723 | SHAFT, ASSEMBLY | 1 |
| 20 | 11803 | 6F7172 | DOWEL | 1 |
| 21 | 11803 | 9S4183 | PLUG | 1 |
| 22 | 11803 | 3D2824 | SEAL | 1 |
| 23 | 11803 | 4B4158 | SCREW | 2 |
| 24 | 11803 | 4W0064 | PLATE | 1 |
| | | | END OF FIGURE | |

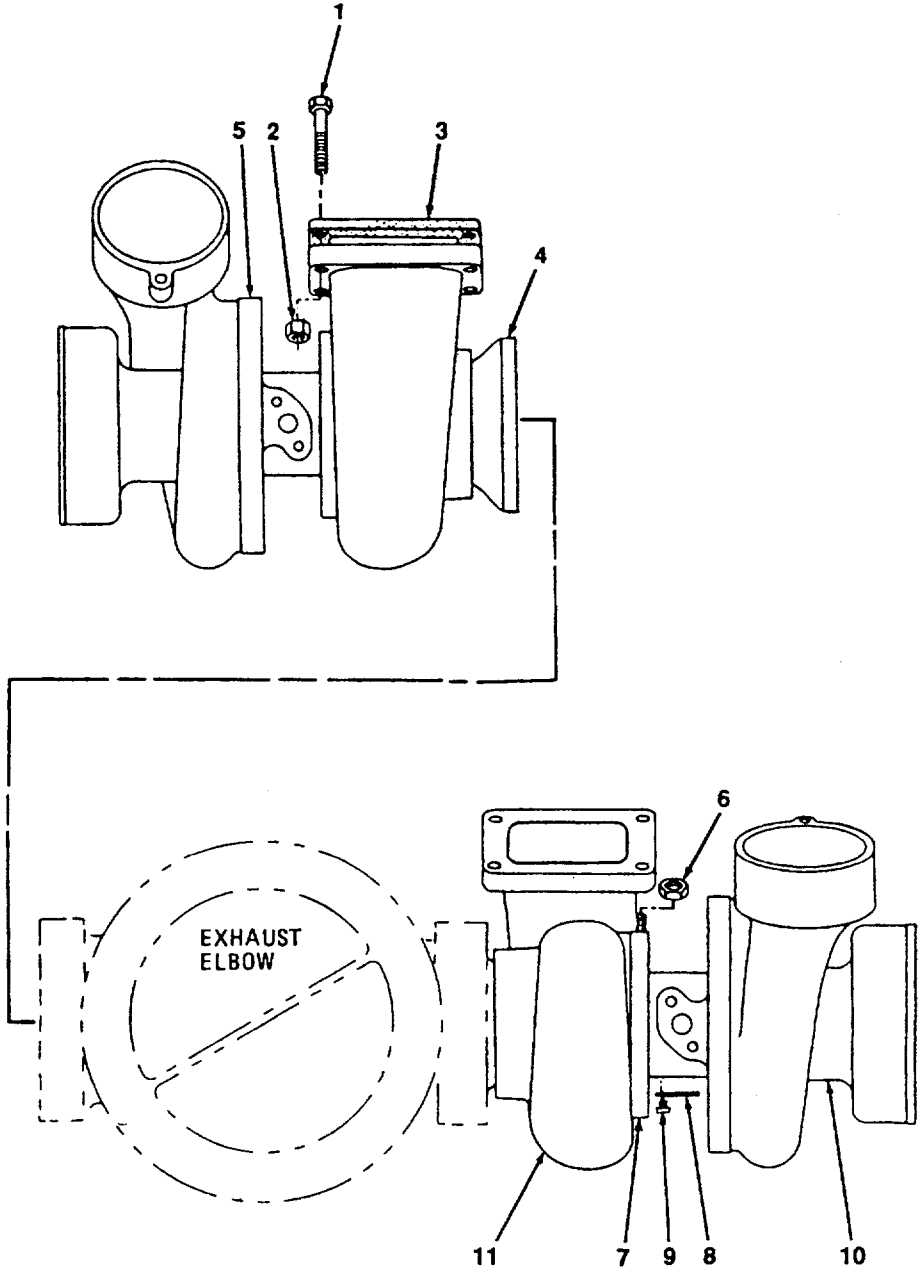


Figure 108. Turbocharger, Housing.

| (1) ITEM NUMBER | (2) FSCM | (3) PART NUMBER | (4) DESCRIPTION USABLE ON CODE (UOC) | (5) QTY |
|-----------------------|-------------|-----------------------|---|------------|
| | | | GROUP 19 ENGINE DIESEL GROUP | |
| | | | FIG. 108 TURBOCHARGER, HOUSING | |
| 1 | 11083 | 2N2765 | BOLT | 8 |
| 2 | 11083 | 2N2766 | LOCKNUT | 8 |
| 3 | 11083 | 7M72733 | GASKET | 2 |
| 4 | 11083 | 1N4730 | COUPLING | 2 |
| 5 | 11083 | 1W8424 | TURBOCHARGER HOUSING (L.H.) | 1 |
| 6 | 11083 | 7M9918 | NUT | 1 |
| 7 | 11083 | 9N2038 | CLAMP | 1 |
| 8 | 11083 | 2W715 | CARTRIDGE ASSEMBLY | 1 |
| 9 | 11083 | 9N2041 | BEARING ASSEMBLY | 1 |
| 10 | 11083 | 7N3610 | HOUSING (TURBINE) | 1 |
| 11 | 11083 | 1W8425 | TURBOCHARGER HOUSING (R.H.) | 1 |
| | | | END OF FIGURE | |

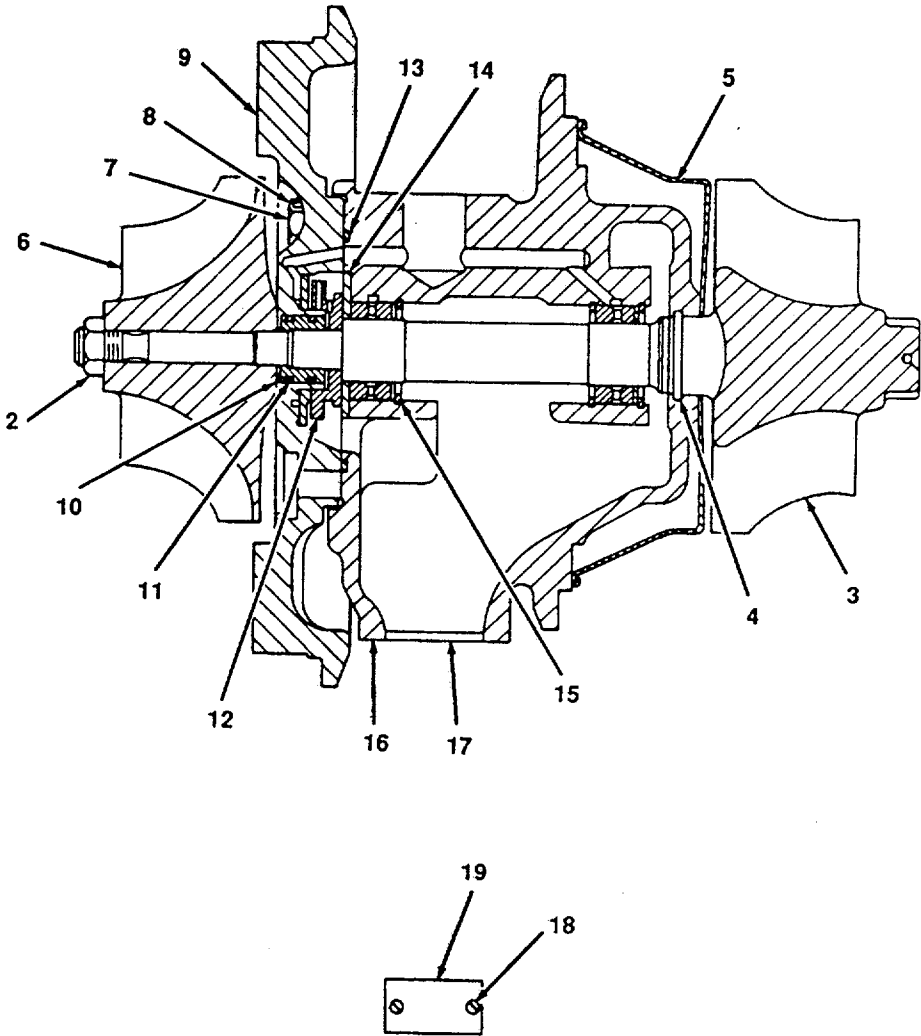
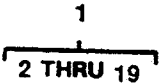
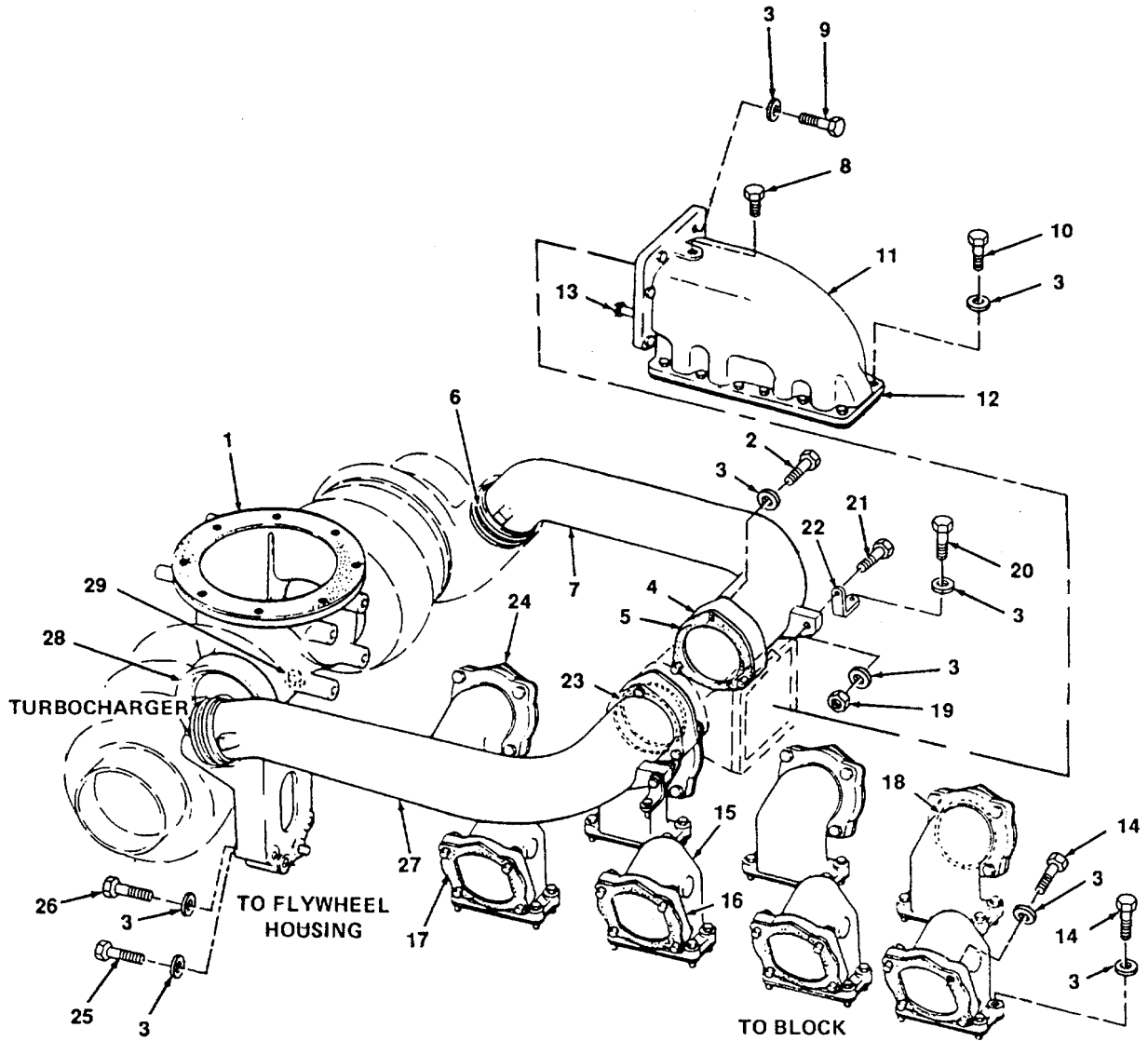


Figure 109. Turbocharger Assembly.

| (1) ITEM NUMBER | (2) FSCM | (3) PART NUMBER | (4) DESCRIPTION USABLE ON CODE (UOC) | (5) QTY |
|-----------------------|-------------|-----------------------|---|------------|
| | | | GROUP 19 ENGINE DIESEL GROUP | |
| | | | FIG. 109 TURBOCHARGER ASSEMBLY | |
| 1 | 11083 | 1W8427 | TURBOCHARGER ASSEMBLY | 1 |
| 2 | 11083 | 3S4484 | NUT | 1 |
| 3 | 11083 | 6N6611 | SHAFT AND WHEEL ASSEMBLY | 1 |
| 4 | 11083 | 7N3759 | RING | 1 |
| 5 | 11083 | 7N3760 | SHROUD | 1 |
| 6 | 11083 | 9N6278 | WHEEL | 1 |
| 7 | 11083 | S1616 | BOLT | 4 |
| 8 | 11083 | 9N2036 | PLATE | 4 |
| 9 | 11083 | 8N819 | BACKPLATE ASSEMBLY | 1 |
| 10 | 11083 | 9N2046 | SPACER | 1 |
| 11 | 11083 | 9M8919 | RING | 2 |
| 12 | 11083 | 9M8911 | COLLAR | 1 |
| 13 | 11083 | 1P1120 | RING | 1 |
| 14 | 11083 | 6N5004 | BEARING | 1 |
| 15 | 11083 | 9M8915 | RING | 3 |
| 16 | 11803 | 9N2035 | HOUSING ASSEMBLY | 1 |
| 17 | 11803 | 4M6646 | PIN | 2 |
| 18 | 11803 | 2F808 | SCREW | 2 |
| 19 | 11803 | 9N2047 | NAMEPLATE | 1 |
| | | | END OF FIGURE | |



4833-110

Figure 110. Turbocharger, Air Lines.

| (1) ITEM NUMBER | (2) FSCM | (3) PART NUMBER | (4) DESCRIPTION USABLE ON CODE (UOC) | (5) QTY |
|-----------------------|-------------|-----------------------|---|------------|
| | | | GROUP 19 ENGINE DIESEL GROUP | |
| | | | FIG. 110 TURBOCHARGER, AIR LINES | |
| 1 | 11083 | 5L3773 | GASKET | 1 |
| 2 | 11083 | L1143 | BOLT | 6 |
| 3 | 11083 | 5M2894 | WASHER | 74 |
| 4 | 11083 | 7N4897 | FLANGE | 2 |
| 5 | 11083 | 7N4895 | GASKET | 2 |
| 6 | 11083 | 5P5700 | SEAL | 4 |
| 7 | 11083 | 1W1256 | PIPE (L.H.) | 1 |
| 8 | 11083 | SM6213 | PLUG | 1 |
| 9 | 11083 | S1591 | BOLT | 6 |
| 10 | 11083 | S1588 | BOLT | 12 |
| 11 | 11083 | 2W4094 | MANIFOLD | 1 |
| 12 | 11083 | 1W1251 | GASKET | 2 |
| 13 | 11083 | T65 | BOLT | 1 |
| 14 | 11083 | 5P76 | BOLT | 64 |
| 15 | 11083 | 7N5079 | ELBOW | 8 |
| 16 | 11083 | 7N5085 | FLANGE | 8 |
| 17 | 11083 | 7N5080 | GASKET | 13 |
| 18 | 11083 | 6V5504 | SEAL | 8 |
| 19 | 11083 | 9S8752 | NUT | 2 |
| 20 | 11083 | S1571 | BOLT | 2 |
| 21 | 11083 | 0S0509 | BOLT | 2 |
| 22 | 11083 | 7N4896 | BRACKET | 2 |
| 23 | 11083 | 6V2695 | SEAL | 4 |
| 24 | 11083 | 7N5089 | GASKET | 8 |
| 25 | 11083 | S1594 | BOLT | 4 |
| 26 | 11083 | L1329 | BOLT | 2 |
| 27 | 11083 | 2W4068 | PIPE (R.H.) | 1 |
| 28 | 11083 | 7N4900 | ELBOW | 1 |
| 29 | 11083 | 4J4382 | PLUG | 1 |
| | | | END OF FIGURE | |

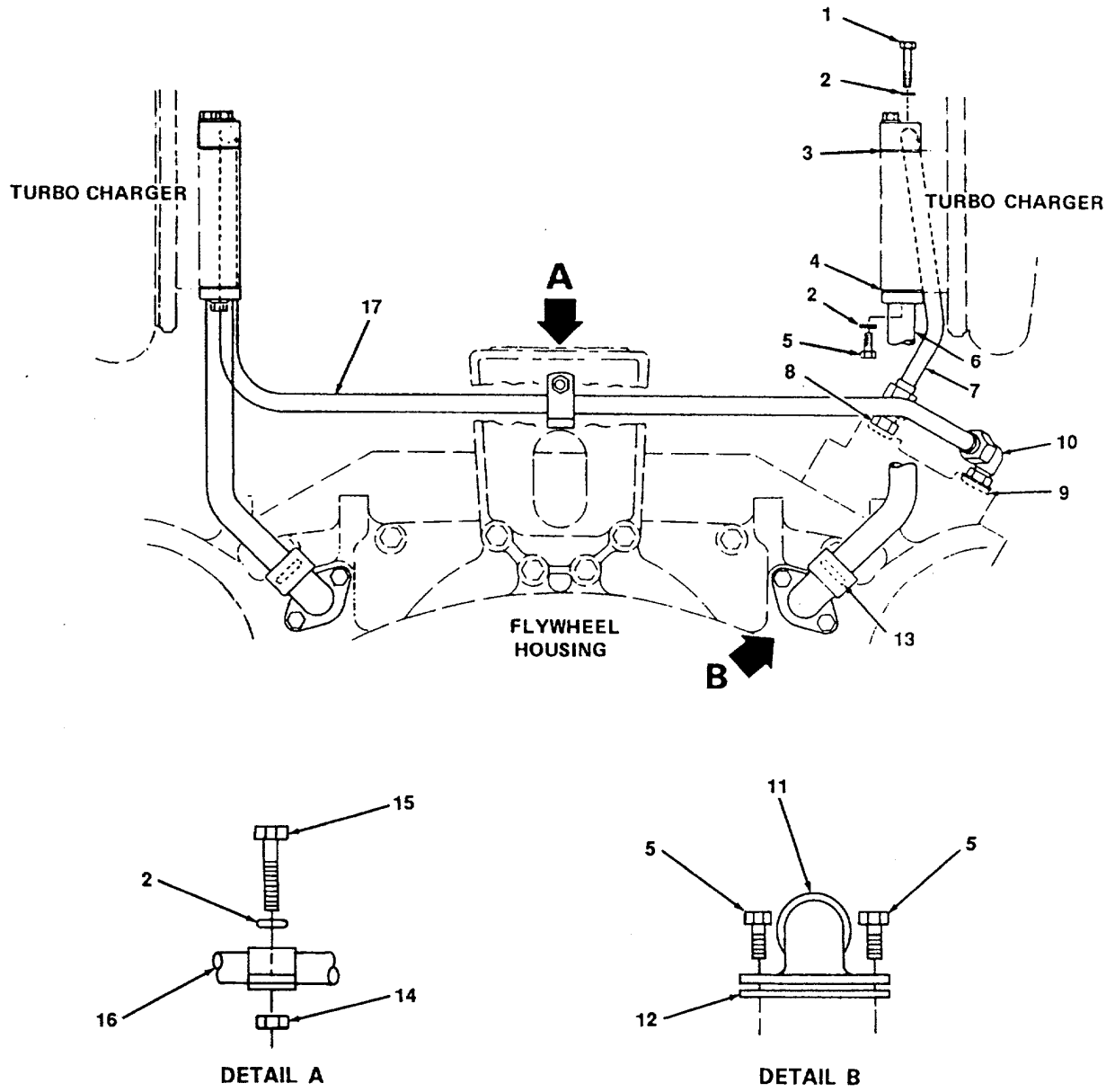


Figure 111. Turbocharger Oil Lines.

| (1) ITEM NUMBER | (2) FSCM | (3) PART NUMBER | (4) DESCRIPTION AND USABLE ON CODE (UOC) | (5) QTY |
|-----------------------|-------------|-----------------------|---|------------|
| | | | GROUP 19 ENGINE DIESEL GROUP | |
| | | | FIG. 111 TURBOCHARGER, OIL LINES | |
| 1 | 11083 | S1591 | BOLT | 4 |
| 2 | 11083 | 5M2894 | WASHER | 9 |
| 3 | 11083 | 1 S6595 | GASKET | 2 |
| 4 | 11083 | 1 S4810 | GASKET | 2 |
| 5 | 11083 | S1594 | BOLT | 8 |
| 6 | 11083 | 7N8634 | TUBE ASSEMBLY | 2 |
| 7 | 11083 | 7N8638 | TUBE ASSEMBLY | 1 |
| 8 | 11083 | 9M4584 | CONNECTOR | 1 |
| 9 | 11083 | 2M9780 | SEAL | 2 |
| 10 | 11083 | 307949 | ELBOW | 1 |
| 11 | 11083 | 1 W7124 | ELBOW | 2 |
| 12 | 11083 | 6L1694 | GASKET | 2 |
| 13 | 11083 | 8F994 | SEAL | 2 |
| 14 | 11083 | 104717 | NUT | 1 |
| 15 | 11083 | L1143 | BOLT | 1 |
| 16 | 11083 | IN4734 | CLAMP | 2 |
| 17 | 11083 | 7N8636 | TUBE ASSEMBLY | 1 |
| | | | END OF FIGURE | |

1
2 THRU 18

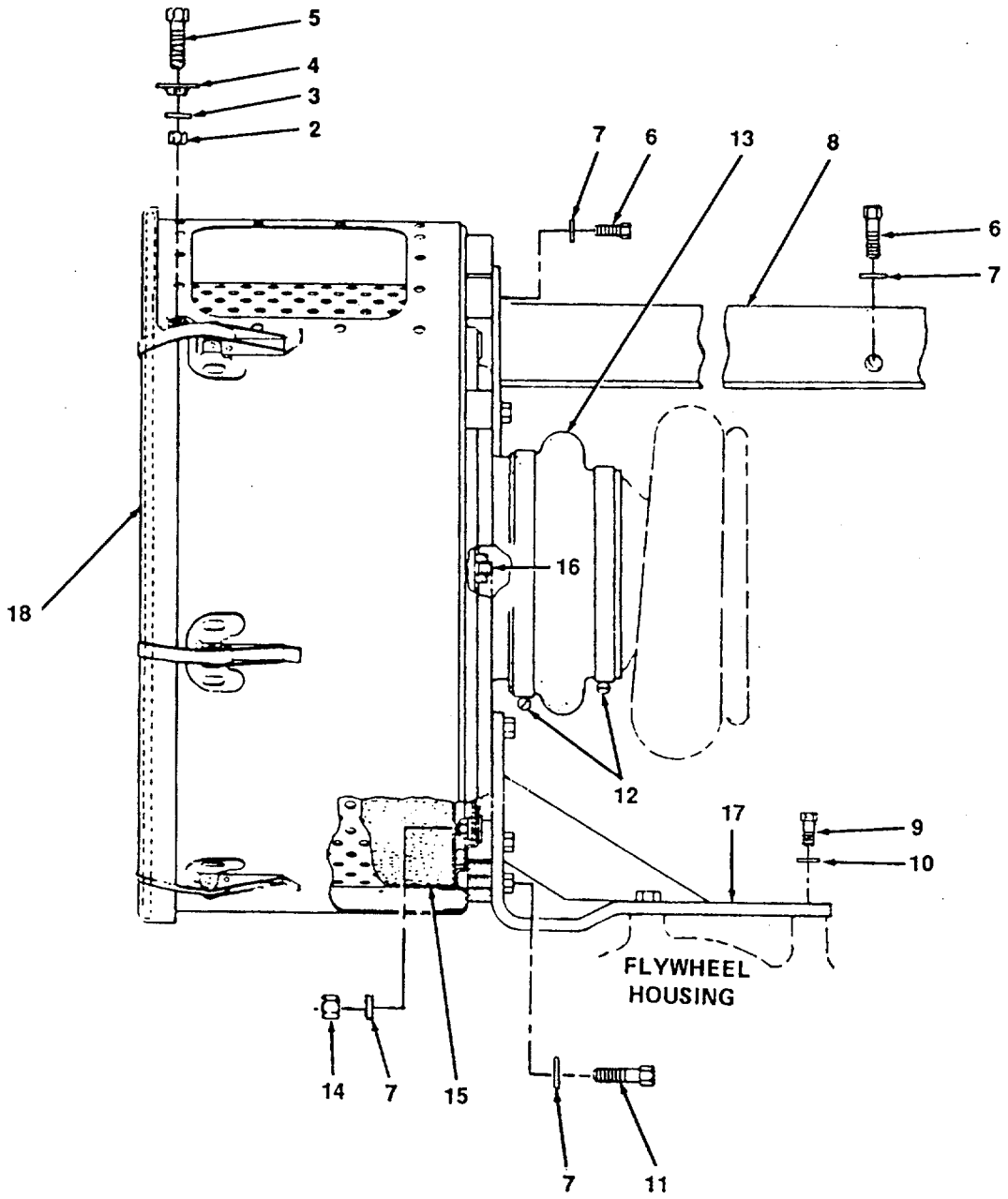


Figure 112. Air Cleaner Assembly.

| (1) ITEM NUMBER | (2) FSCM | (3) PART NUMBER | (4) DESCRIPTION AND USABLE ON CODE (UOC) | (5) QTY |
|-----------------------|-------------|-----------------------|---|------------|
| | | | GROUP 19 ENGINE DIESEL GROUP | |
| | | | FIG. 112 AIR CLEANER ASSEMBLY | |
| 1 | 11083 | 5N7822 | CLEANER ASSEMBLY | 2 |
| 2 | 11083 | 104716 | NUT | 4 |
| 3 | 11083 | 9M1974 | WASHER | 4 |
| 4 | 11083 | 3K1470 | SPACER | 4 |
| 5 | 11083 | 9L8402 | BOLT | 4 |
| 6 | 11083 | 0L1351 | BOLT | 6 |
| 7 | 11083 | 5M2894 | WASHER | 12 |
| 8 | 11083 | 7W5409 | SUPPORT | 1 |
| 9 | 11083 | 6H1717 | BOLT | 6 |
| 10 | 11083 | 5P8245 | WASHER | 6 |
| 11 | 11083 | 1A2029 | BOLT | 6 |
| 12 | 11083 | 5P4869 | CLAMP | 4 |
| 13 | 11083 | 8N5254 | HOSE | 2 |
| 14 | 11083 | 1D4717 | NUT | 8 |
| 15 | 11083 | 8N6309 | ELEMENT ASSEMBLY | 1 |
| 16 | 11083 | 9F2247 | PLUG | 2 |
| 17 | 11083 | 8N2559 | GASKET | 1 |
| 18 | 11083 | 8N6534 | COVER ASSEMBLY | 1 |
| | | | END OF FIGURE | |

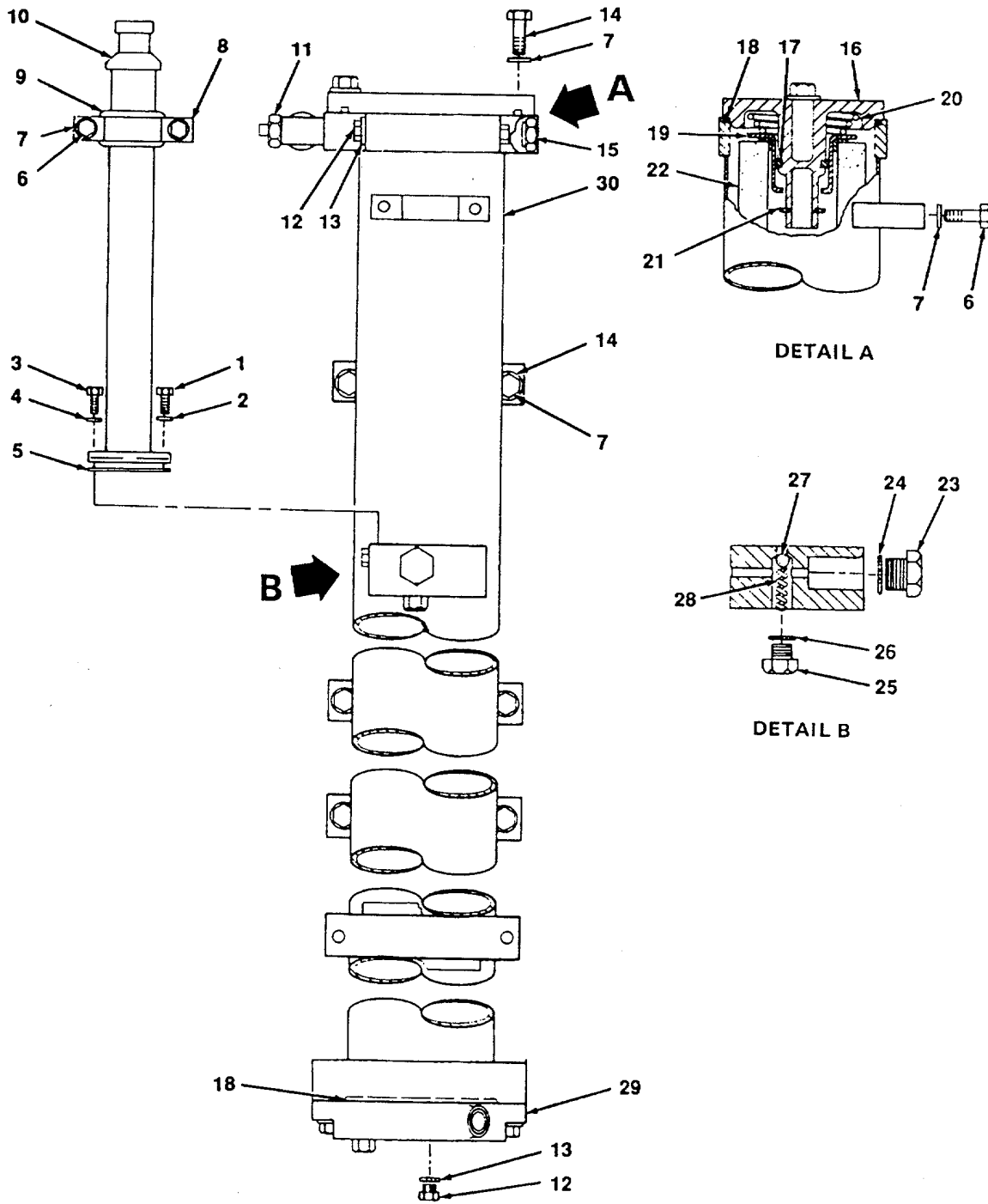


Figure 113. Priming Pump and Filter, Fuel

| (1) ITEM NUMBER | (2) FSCM | (3) PART NUMBER | (4) DESCRIPTION AND USABLE ON CODE (UOC) | (5) QTY |
|-----------------------|-------------|-----------------------|---|------------|
| | | | GROUP 19 ENGINE DIESEL GROUP | |
| | | | FIG.113 PRIMING PUMP AND FILTER | |
| 1 | 11083 | 7B2742 | BOLT | 1 |
| 2 | 11083 | 5P537 | WASHER | 1 |
| 3 | 11083 | 1B7182 | BOLT | 1 |
| 4 | 11083 | 9M1974 | WASHER | 1 |
| 5 | 11083 | 1P436 | GASKET | 1 |
| 6 | 11083 | 0L1351 | BOLT | 1 |
| 7 | 11083 | 5M2894 | WASHER | 1 |
| 8 | 11083 | 8N3480 | CLIP | 1 |
| 9 | 11083 | 2H9523 | GROMMET | 1 |
| 10 | 11083 | 7N8599 | PUMP, FUEL PRIMING | 1 |
| 11 | 11083 | 2S5100 | VALVE | 1 |
| 12 | 11083 | 9S4182 | PLUG | 5 |
| 13 | 11083 | 3J7354 | SEAL | 5 |
| 14 | 11083 | 0S1588 | BOLT | 1 |
| 15 | 11083 | 4J4382 | PLUG | 1 |
| 16 | 11083 | 1W3298 | COVER | 1 |
| 17 | 11083 | 1N2895 | SPRING | 1 |
| 18 | 11083 | 4M0189 | SEAL | 1 |
| 19 | 11083 | 1M2869 | RETAINER | 1 |
| 20 | 11083 | 1N2895 | SPRING | 1 |
| 21 | 11083 | 015600 | RING | 1 |
| 22 | 11083 | 8N9850 | ELEMENT ASSEMBLY | 5 |
| 23 | 11083 | 9S4190 | PLUG | 1 |
| 24 | 11083 | 2M9980 | SEAL | 1 |
| 25 | 11083 | 9S4191 | PLUG | 1 |
| 26 | 11083 | 6V5049 | SEAL | 1 |
| 27 | 11083 | 4B9782 | BALL | 1 |
| 28 | 11083 | 9N1752 | SPRING | 1 |
| 29 | 11083 | 2W6288 | COVER | 1 |
| 30 | 11083 | 1W2884 | HOUSING ASSEMBLY | 1 |
| | | | END OF FIGURE | |

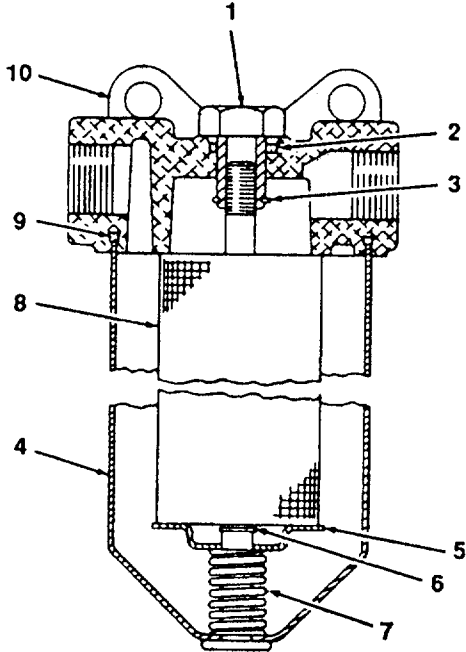


Figure 114. Filter, Fuel.

SECTION II

TM 55-2210-223-24P

| (1) ITEM NUMBER | (2) FSCM | (3) PART NUMBER | (4) DESCRIPTION AND USABLE ON CODE (UOC) | (5) QTY |
|-----------------------|-------------|-----------------------|---|------------|
| | | | GROUP 19 ENGINE DIESEL GROUP | |
| | | | FIG. 114 FILTER, FUEL | |
| 1 | 11083 | 7N1628 | NUT | 1 |
| 2 | 11083 | 2J157 | SEAL | 1 |
| 3 | 11083 | 1L3769 | RING | 1 |
| 4 | 11083 | 8H7202 | CASE ASSEMBLY | 1 |
| 5 | 11083 | 7H9678 | RETAINER | 1 |
| 6 | 11083 | 2H3429 | RING | 1 |
| 7 | 11083 | 7S9323 | SPRING | 1 |
| 8 | 11083 | 9M2342 | ELEMENT ASSEMBLY | 1 |
| 9 | 11083 | 8H2778 | GASKET | 1 |
| 10 | 11083 | 1W531 | BASE | 1 |
| | | | END OF FIGURE | |

1
2 THRU 23

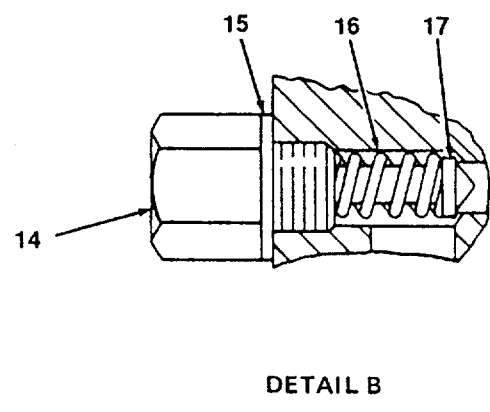
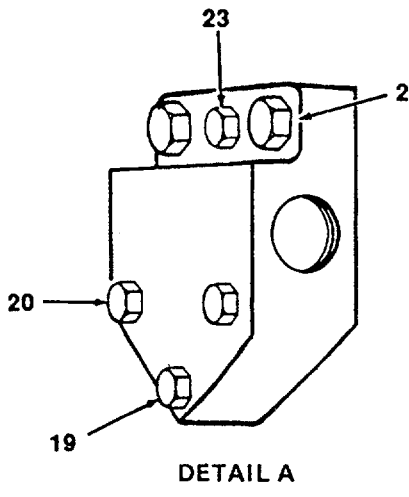
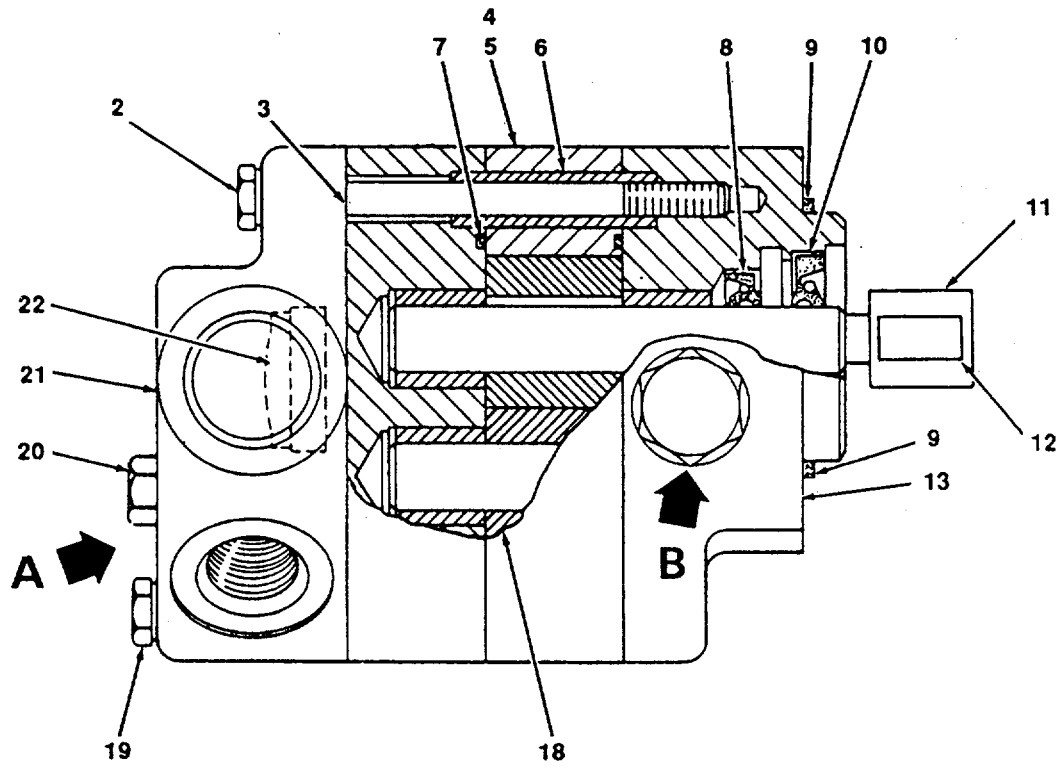


Figure 115. Transfer Pump Assembly, Fuel.

SECTION II

TM 55-2210-223-24P

| (1) ITEM NUMBER | (2) FSCM | (3) PART NUMBER | (4) DESCRIPTION AND USABLE ON CODE (UOC) | (5) QTY |
|-----------------------|-------------|-----------------------|--|------------|
| | | | GROUP 19 ENGINE DIESEL GROUP | |
| | | | FIG. 115 TRANSFER PUMP ASSEMBLY, FUEL | |
| 1 | 11083 | 1 N4478 | PUMP ASSEMBLY | 1 |
| 2 | 11083 | 8F8178 | BOLT | 1 |
| 3 | 11083 | 1 W4008 | GASKET | 1 |
| 4 | 11083 | 1W4010 | PLATE ASSEMBLY | 1 |
| 5 | 11083 | 1W4006 | CASING | 1 |
| 6 | 11083 | 1W6935 | SLEEVE | 2 |
| 7 | 11083 | 6V895 | SEAL | 1 |
| 8 | 11083 | 1 H9696 | SEAL | 1 |
| 9 | 11083 | 1W4124 | SEAL | 1 |
| 10 | 11083 | 1W4123 | SEAL | 1 |
| 11 | 11083 | 1N4636 | COUPLING | 1 |
| 12 | 11083 | 1W4004 | SHAFT ASSEMBLY | 1 |
| 13 | 11083 | 1W4121 | BRACKET ASSEMBLY | 1 |
| 14 | 11083 | 1W6936 | CAP | 1 |
| 15 | 11083 | 5L5180 | WASHER | 1 |
| 16 | 11083 | 1W4655 | SPRING | 1 |
| 17 | 11083 | 1W4007 | POPPET | 1 |
| 18 | 11083 | 1 W4003 | GEAR ASSEMBLY | 1 |
| 19 | 11083 | 8S4710 | BOLT | 1 |
| 20 | 11083 | 5L1761 | BOLT | 2 |
| 21 | 11083 | 1 W4005 | HEAD ASSEMBLY | 1 |
| 22 | 11083 | 1W4009 | VALVE ASSEMBLY | 1 |
| 23 | 11083 | 3H32Y3 | BOLT | 1 |
| | | | END OF FIGURE | |

5
6 THRU 26

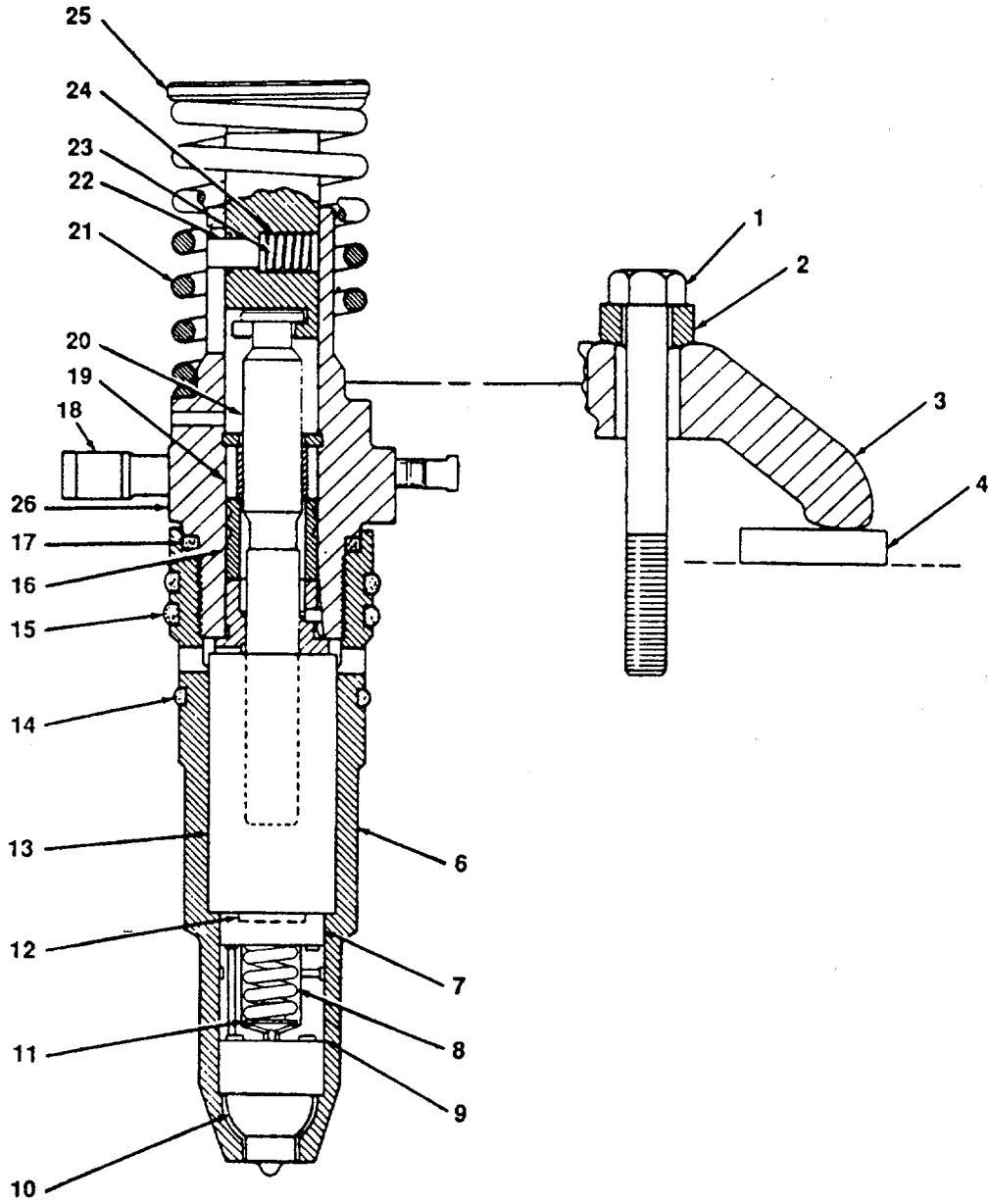


Figure 116. Injectors, Fuel.

SECTION II

TM 55-2210-223-24P

| (1) ITEM NUMBER | (2) FSCM | (3) PART NUMBER | (4) DESCRIPTION AND USABLE ON CODE (UOC) | (5) QTY |
|-----------------------|-------------|-----------------------|---|------------|
| | | | GROUP 19 ENGINE DIESEL GROUP | |
| | | | FIG. 116 INJECTORS, FUEL | |
| 1 | 11083 | 7F8698 | BOLT | 1 |
| 2 | 11083 | 7N5487 | WASHER | 2 |
| 3 | 11083 | 8N8069 | CLAMP | 3 |
| 4 | 11083 | 8N9944 | PLUG | 1 |
| 5 | 11083 | 1W4057 | PUMP, FUEL INJECTION | 1 |
| 6 | 11083 | 2W5200 | INJECTOR ASSEMBLY | 1 |
| 7 | 11083 | 7N5307 | GAGE | 1 |
| 8 | 11083 | 5N5321 | SPRING | 1 |
| 9 | 11083 | 7N5312 | GAGE | 1 |
| 10 | 11083 | 2W7441 | TIP ASSEMBLY | 1 |
| 11 | 11083 | 7N5319 | SEAT | 1 |
| 12 | 11083 | 7N5325 | VALVE | 1 |
| 13 | 11083 | 7N5314 | DEFLECTOR | 1 |
| 14 | 11083 | 6V1250 | SEAL | 1 |
| 15 | 11083 | 8J8725 | SEAL | 1 |
| 16 | 11083 | 7N5322 | RETAINER | 1 |
| 17 | 11083 | 7N5315 | SEAL | 1 |
| 18 | 11083 | 7N5309 | RACK ASSEMBLY | 1 |
| 19 | 11083 | 7N5313 | GEAR(23TEETH) | 1 |
| 20 | 11083 | 2W7444 | PLUNGER AND BUSHING ASSEMBLY | 1 |
| 21 | 11083 | 7N5324 | SPRING | 1 |
| 22 | 11083 | 7N5320 | PIN | 1 |
| 23 | 11083 | 7N5317 | SPRING | 1 |
| 24 | 11083 | 7N5318 | RETAINER | 1 |
| 25 | 11083 | 7N5310 | FOLLOWER | 1 |
| 26 | 11083 | 7N5308 | BODY ASSEMBLY | 1 |
| | | | END OF FIGURE | |

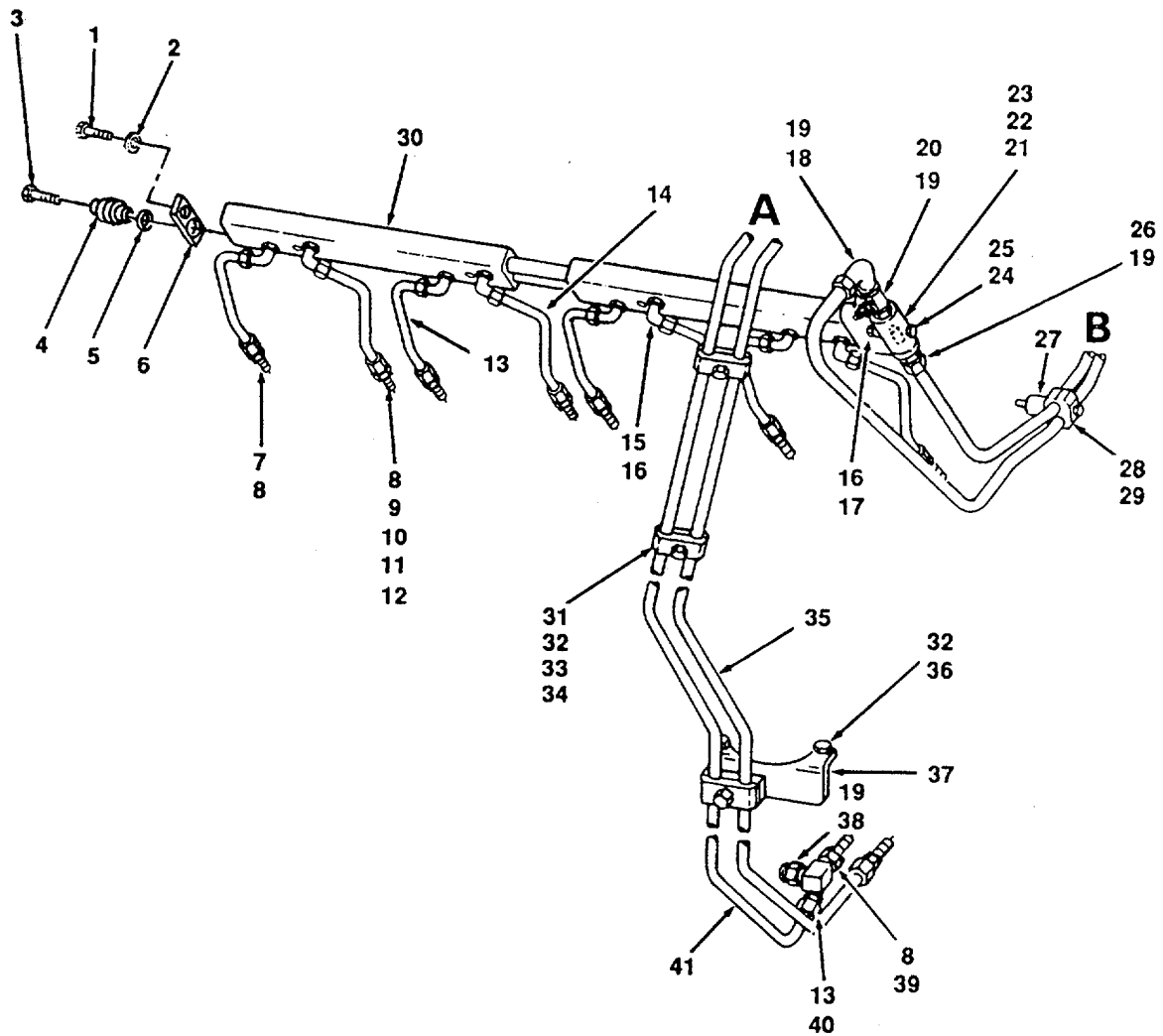


Figure 117. Injector Lines, Fuel (Sheet 1 of 2).

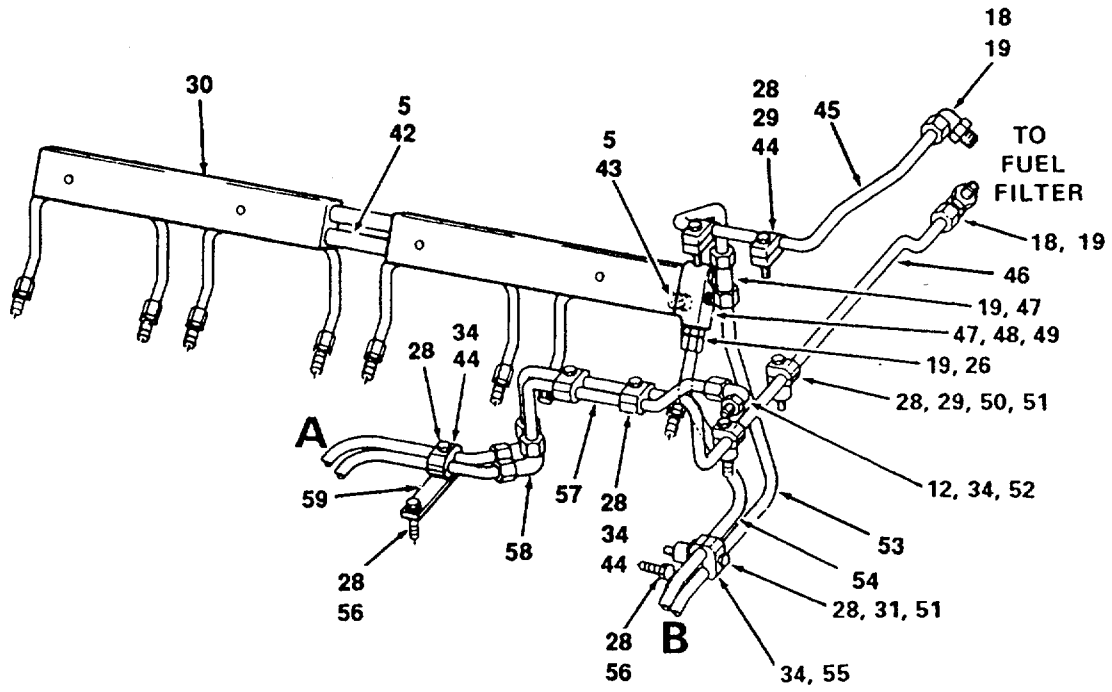


Figure 117. Injector Lines, Fuel (Sheet 2 of 2).

SECTION II

TM 55-2210-223-24P

| (1) ITEM NUMBER | (2) FSCM | (3) PART NUMBER | (4) DESCRIPTION AND USABLE ON CODE (UOC) | (5) QTY |
|-----------------------|-------------|-----------------------|---|------------|
| | | | GROUP 19 ENGINE DIESEL GROUP | |
| | | | FIG. 117 INJECTOR, LINES, FUEL | |
| 1 | 11083 | S1614 | BOLT | 4 |
| 2 | 11083 | 5P537 | WASHER | 4 |
| 3 | 11083 | 2B2694 | BOLT | 2 |
| 4 | 11083 | 8N3529 | PLUG | 4 |
| 5 | 11083 | 2M4453 | SEAL | 4 |
| 6 | 11083 | 1 W4499 | PLATE | 2 |
| 7 | 11083 | 2R6806 | CONNECTOR | 8 |
| 8 | 11083 | 3J1907 | SEAL | 8 |
| 9 | 11083 | 8N7351 | CONNECTOR ASSEMBLY | 8 |
| 10 | 11083 | 8N3750 | FILTER | 1 |
| 11 | 11083 | 1S1638 | RING | 1 |
| 12 | 11083 | 3K360 | SEAL | 9 |
| 13 | 11083 | 8N8785 | TUBE ASSEMBLY | 8 |
| 14 | 11083 | 8N786 | TUBE ASSEMBLY | 8 |
| 15 | 11083 | 5P2645 | ELBOW | 16 |
| 16 | 11083 | 3J7354 | SEAL | 17 |
| 17 | 11083 | 9S4182 | PLUG | 1 |
| 18 | 11083 | 307949 | ELBOW | 1 |
| 19 | 11083 | 2M9780 | SEAL | 4 |
| 20 | 1.1083 | 1 W7534 | ELBOW | 1 |
| 21 | 11083 | 1 W7533 | ADAPTER | 1 |
| 22 | 11083 | 1W75335 | PLUNGER | 1 |
| 23 | 11083 | 9N4053 | SPRING | 1 |
| 24 | 11083 | 4B831 | BOLT | 1 |
| 25 | 11083 | 9M1974 | WASHER | 3 |
| 26 | 11083 | 9M4584 | CONNECTOR | 1 |
| 27 | 11083 | L2070 | BOLT | 5 |
| 28 | 11083 | 5M2894 | WASHER | 13 |
| 29 | 11083 | 1N4734 | CLAMP | 8 |
| 30 | 11083 | 8N8788 | MANIFOLD | 4 |
| 31 | 11083 | 1D4717 | NUT | 3 |
| 32 | 11083 | 5M894 | WASHER | 7 |
| 33 | 11083 | L2070 | BOLT | 3 |
| 34 | 11083 | 8N2755 | CLAMP | 4 |

SECTION II

TM 55-2210-223-24P

| (1) ITEM NUMBER | (2) FSCM | (3) PART NUMBER | (4) DESCRIPTION AND USABLE ON CODE (UOC) | (5) QTY |
|--|-------------|-----------------------|---|------------|
| FIG. 117 INJECTOR, LINES, FUEL (CONT) | | | | |
| 35 | 11083 | 1N4640 | TUBE | 1 |
| 36 | 11083 | 51590 | BOLT | 2 |
| 37 | 11083 | 8N6210 | BRACKET | 1 |
| 38 | 11083 | 6V4363 | ELBOW | 1 |
| 39 | 11083 | 6V4362 | ELBOW | 1 |
| 40 | 11083 | 2P7636 | CONNECTOR | 1 |
| 41 | 11083 | 1N4639 | TUBE | 1 |
| 42 | 11083 | 1 W2565 | CONNECTOR | 8 |
| 43 | 11083 | 1 W2566 | CONNECTOR | 4 |
| 44 | 11083 | L2070 | BOLT | 5 |
| 45 | 11083 | 8N6327 | TUBE ASSEMBLY | 1 |
| 46 | 11083 | 8N6326 | TUBE ASSEMBLY | 1 |
| 47 | 11083 | 2P1296 | TEE | 1 |
| 48 | 11803 | 1D4539 | BOLT | 1 |
| 49 | 11083 | 8N3928 | ADAPTER | 1 |
| 50 | 11083 | 8N4131 | SPACER | 4 |
| 51 | 11083 | T65 | BOLT | 4 |
| 52 | 11083 | 1P7625 | ELBOW | 1 |
| 53 | 11083 | 1W7537 | TUBE ASSEMBLY | 1 |
| 54 | 11083 | 8N8293 | TUBE ASSEMBLY | 1 |
| 55 | 11083 | 8N4131 | SPACER | 4 |
| 56 | 11083 | S1594 | BOLT | 2 |
| 57 | 11083 | 8N6325 | TUBE ASSEMBLY | 1 |
| 58 | 11083 | 5P4900 | ELBOW | 2 |
| 59 | 11083 | 8N6211 | PLATE | 1 |
| END OF FIGURE | | | | |

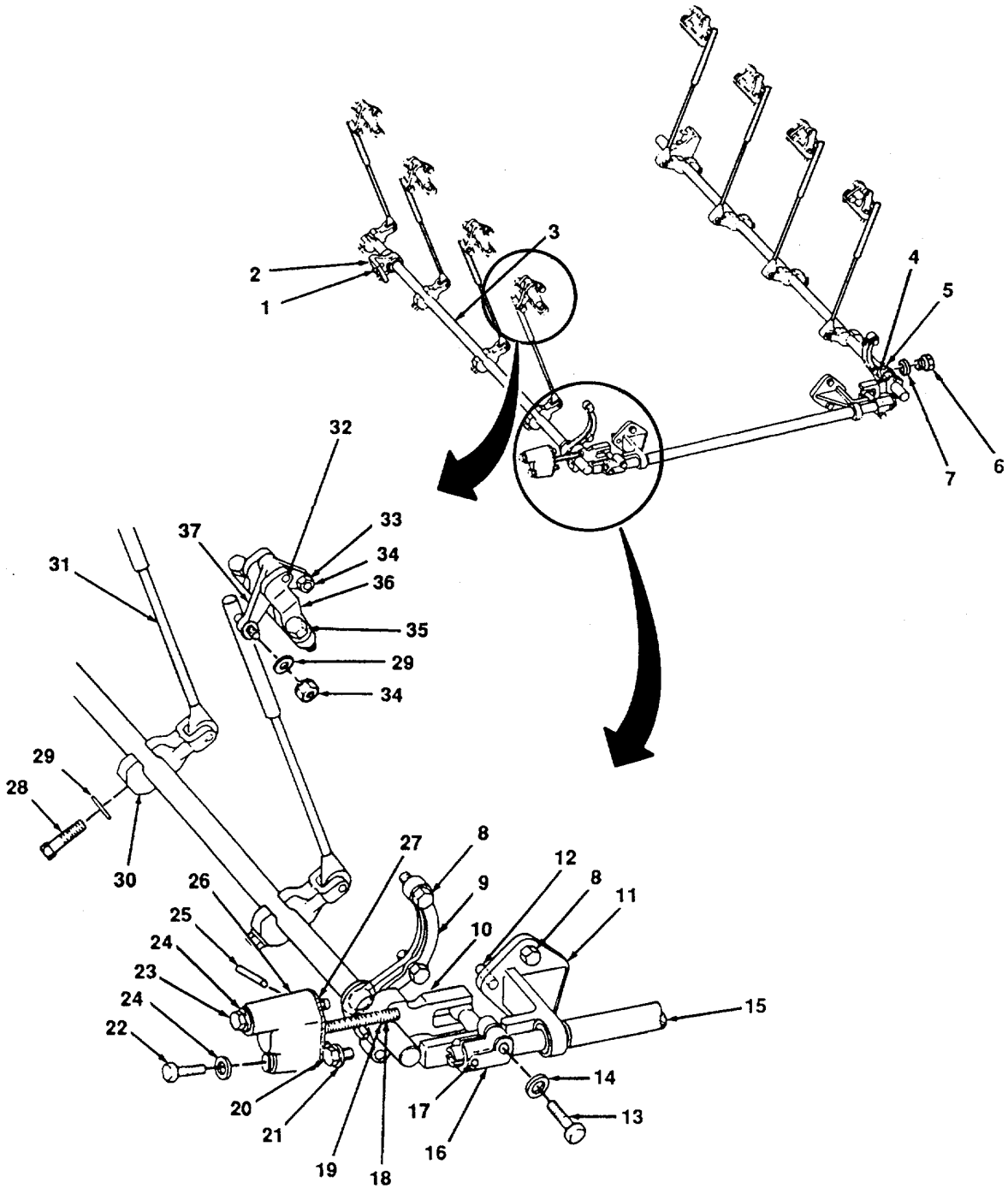
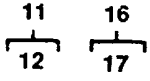


Figure 118. Injector Controls, fuel.

SECTION II

TM 55-2210-223-24P

| (1) ITEM NUMBER | (2) FSCM | (3) PART NUMBER | (4) DESCRIPTION AND USABLE ON CODE (UOC) | (5) QTY |
|-----------------------|-------------|-----------------------|---|------------|
| | | | GROUP 19 ENGINE DIESEL GROUP | |
| | | | FIG. 118 INJECTOR, CONTROLS, FUEL | |
| 1 | 11083 | L1351 | BOLT | 4 |
| 2 | 11083 | IN2972 | BRACKET ASSEMBLY | 4 |
| 3 | 11083 | 1 W4340 | SHAFT | 2 |
| 4 | 11083 | 618114 | RING | 4 |
| 5 | 11083 | 9L9398 | WASHER | 8 |
| 6 | 11083 | 2A5220 | PLUG | 3 |
| 7 | 11083 | 1 B4218 | WASHER | 3 |
| 8 | 11083 | S1594 | BOLT | 8 |
| 9 | 11083 | 7N5976 | SUPPORT ASSEMBLY | 2 |
| 10 | 11083 | IN4674 | LEVER | 2 |
| 11 | 11083 | 7N5345 | BRACKET ASSEMBLY | 2 |
| 12 | 11083 | 7N2047 | PIN | 2 |
| 13 | 11083 | 4B3388 | BOLT | 2 |
| 14 | 11083 | 9M1974 | WASHER | 2 |
| 15 | 11083 | 7N5376 | SHAFT | 1 |
| 16 | 11083 | 7N5378 | LEVER ASSEMBLY | 2 |
| 17 | 11083 | 7N5352 | DOWEL | 1 |
| 18 | 11083 | 4B3612 | SETSCREW | 1 |
| 19 | 11083 | 958752 | NUT | 1 |
| 20 | 11083 | 2A5220 | BOLT | 2 |
| 21 | 11083 | 1B4218 | WASHER | 2 |
| 22 | 11083 | 2L6324 | BOLT | 1 |
| 23 | 11083 | | BOLT | 1 |
| 24 | 11083 | SM2894 | WASHER | 2 |
| 25 | 11083 | 7N5368 | PIN | 1 |
| 26 | 11083 | 8N1995 | COVER | 1 |
| 27 | 11083 | 8N1996 | GASKET | 1 |
| 28 | 11083 | 6V3279 | BOLT | 8 |
| 29 | 11083 | 5P537 | WASHER | 8 |
| 30 | 11083 | 8N2004 | CAP | 8 |
| 31 | 11083 | 1 N4679 | ROD ASSEMBLY | 8 |
| 32 | 11083 | 7N5352 | DOWEL | 8 |
| 33 | 11083 | 7N5343 | BOLT | 8 |

| (1) ITEM NUMBER | (2) FSCM | (3) PART NUMBER | (4) DESCRIPTION AND USABLE ON CODE (UOC) | (5) QTY |
|-----------------------|-------------|-----------------------|---|------------|
| | | | FIG. 118 INJECTOR, CONTROLS, FUEL (CONT) | |
| 34 | 11083 | 2L9038 | LOCKNUT | 16 |
| 35 | 11083 | 58160 | BOLT | 16 |
| 36 | 11083 | 7N5358 | BRACKET | 8 |
| 37 | 11083 | 7N5360 | LEVER | 8 |
| | | | END OF FIGURE | |

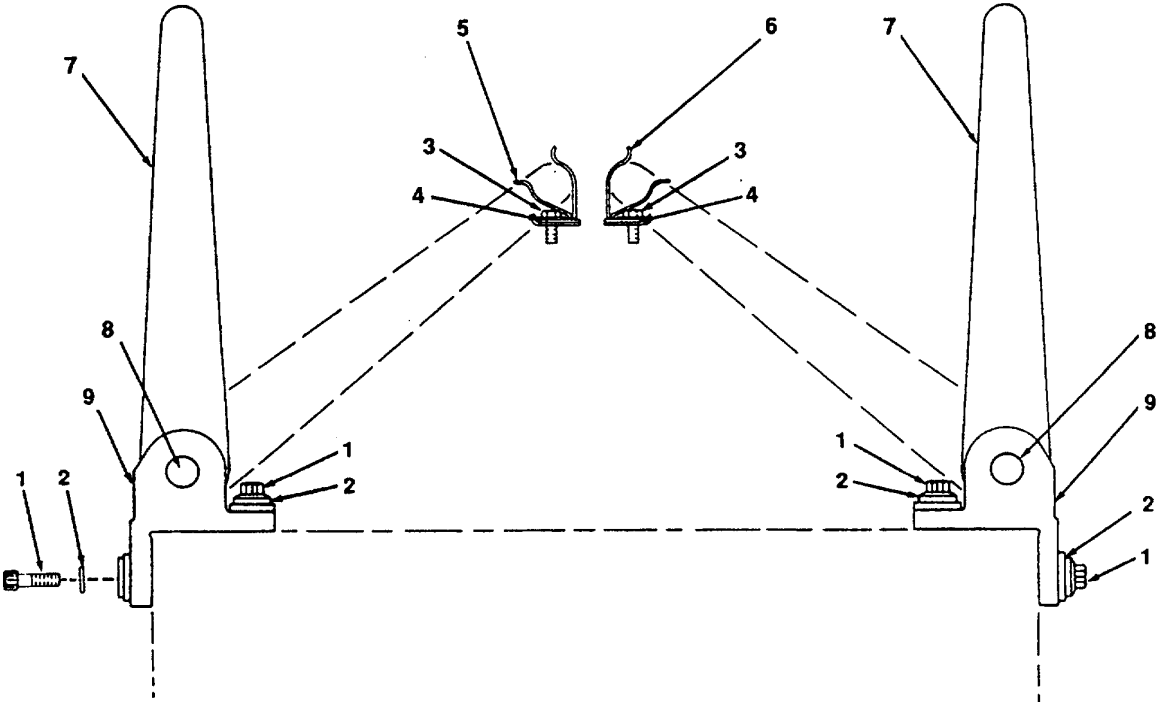


Figure 119. Engine Lifting Eyes.

| (1) ITEM NUMBER | (2) FSCM | (3) PART NUMBER | (4) DESCRIPTION AND USABLE ON CODE (UOC) | (5) QTY |
|-----------------------|-------------|-----------------------|---|------------|
| | | | GROUP 19 ENGINE DIESEL GROUP | |
| | | | FIG. 119 ENGINE LIFTING EYES | |
| 1 | 11083 | 5P8291 | BOLT | 8 |
| 2 | 11083 | 5P8248 | WASHER | 8 |
| 3 | 11083 | 2B2695 | BOLT | 4 |
| 4 | 11083 | 9N869 | WASHER | 4 |
| 5 | 11083 | 8N2408 | CLIP | 2 |
| 6 | 11083 | 8N2407 | CLIP | 2 |
| 7 | 11083 | 7N2326 | EYE | 2 |
| 8 | 11083 | 7N2328 | DOWEL | 4 |
| 9 | 11083 | 8N8017 | BRACKET | 4 |
| | | | END OF FIGURE | |

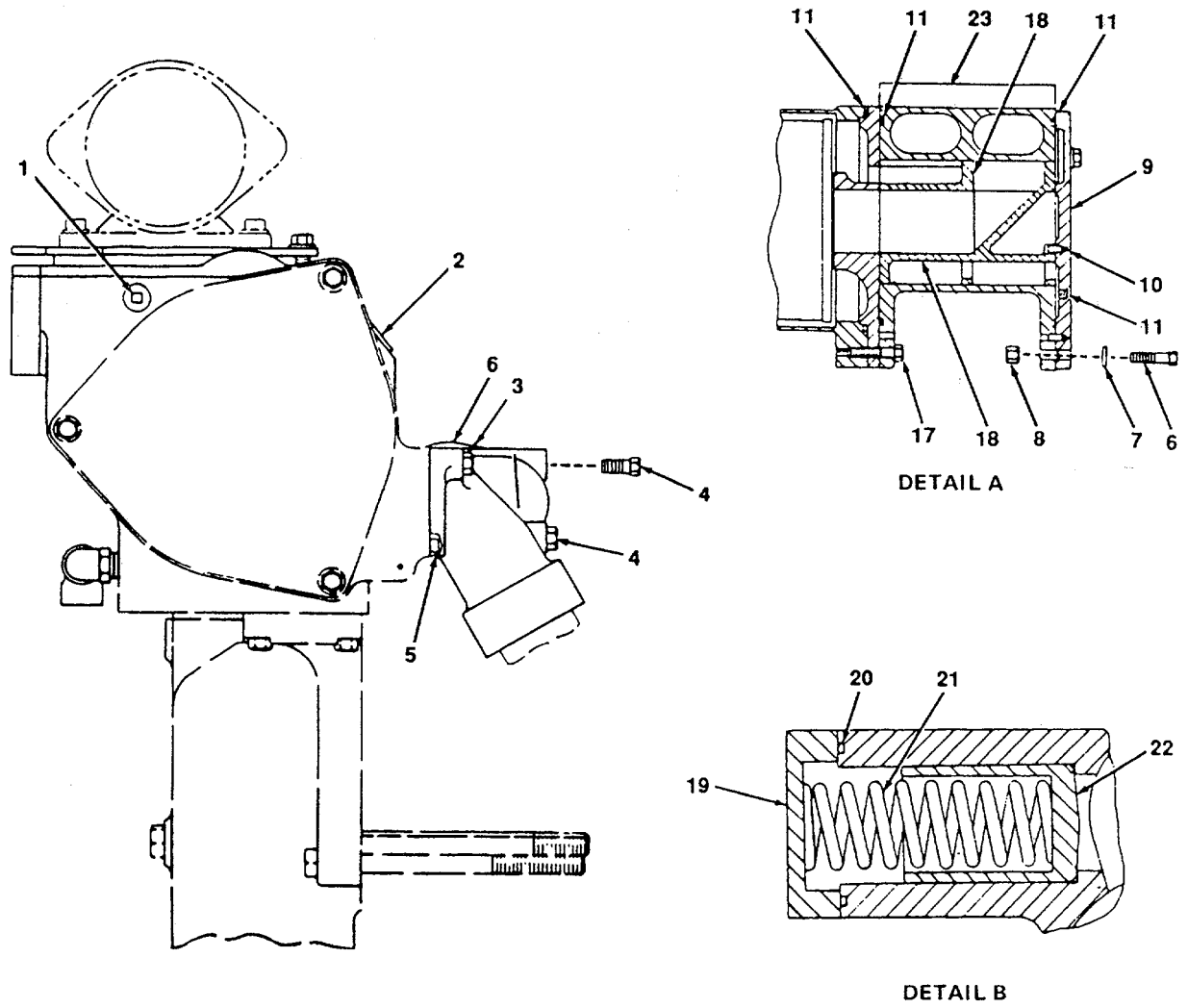
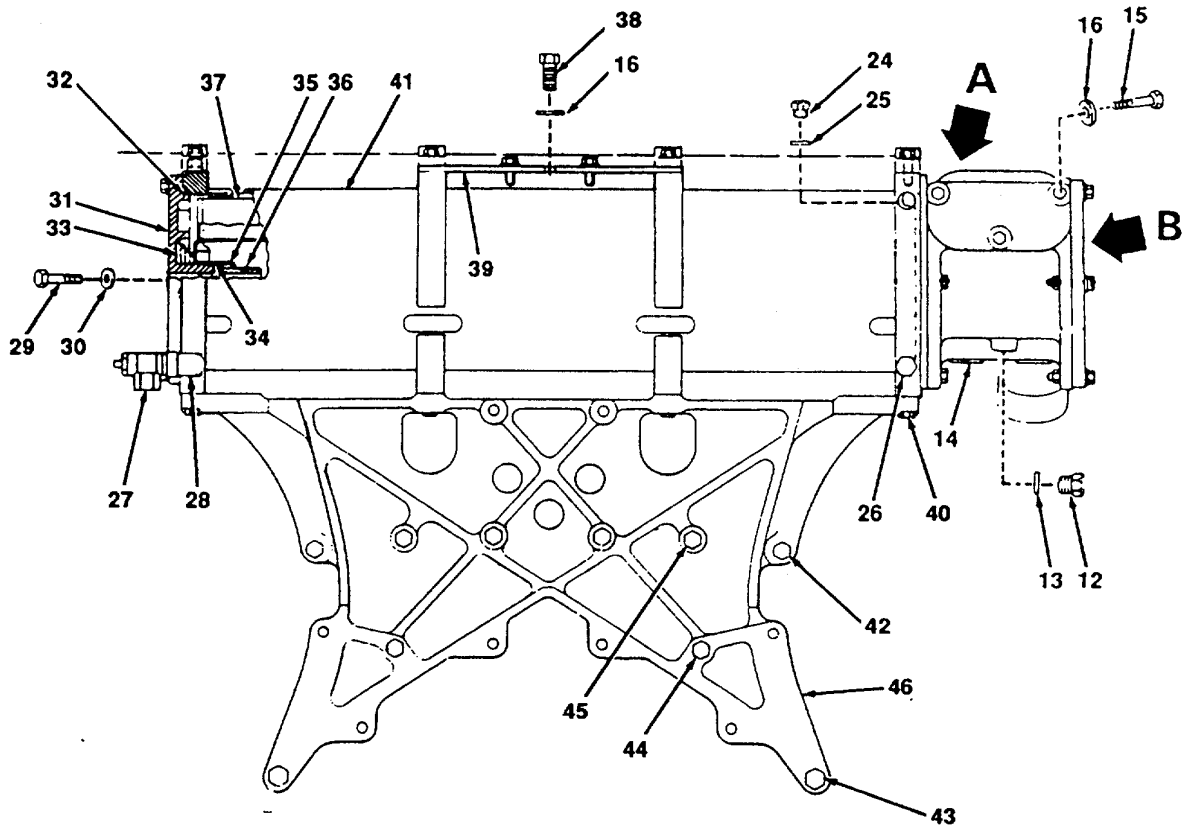


Figure 120. Filter, Oil (Sheet 1 of 2) .



4833-120.2

Figure 120. Filter, Oil (Sheet 2 of 2) .

| (1) ITEM NUMBER | (2) FSCM | (3) PART NUMBER | (4) DESCRIPTION AND USABLE ON CODE (UOC) | (5) QTY |
|-----------------------|-------------|-----------------------|---|------------|
| | | | GROUP 19 ENGINE DIESEL GROUP | |
| | | | FIG. 120 FILTER, OIL | |
| 1 | 11083 | 2B858 | PLUG | 1 |
| 2 | 11083 | 7B9665 | PLUG | 2 |
| 3 | 11083 | S1591 | BOLT | 1 |
| 4 | 11083 | S1608 | BOLT | 2 |
| 5 | 11083 | 5P4892 | SEAL | 4 |
| 6 | 11083 | S1571 | BOLT | 6 |
| 7 | 11083 | 5M2894 | WASHER | 3 |
| 8 | 11083 | 1ID4717 | NUT | 3 |
| 9 | 11083 | 1 W1797 | COVER ASSEMBLY | 1 |
| 10 | 11083 | 7N2043 | PIN | 2 |
| 11 | 11083 | 6V3907 | SEAL | 3 |
| 12 | 11083 | 1 W1793 | PLUG | 1 |
| 13 | 11083 | 3J7354 | SEAL | 3 |
| 14 | 11083 | 7B9665 | PLUG | 2 |
| 15 | 11083 | 1IM644 | BOLT | 3 |
| 16 | 11083 | 5M2894 | WASHER | 9 |
| 17 | 11083 | S1571 | BOLT | 6 |
| 18 | 11083 | 1 W1794 | VALVE | 1 |
| 19 | 11083 | 2W1968 | COVER | 1 |
| 20 | 11083 | 5P4892 | SEAL | 4 |
| 21 | 11083 | 2W1635 | SPRING | 1 |
| 22 | 11083 | 2W1969 | VALVE | 1 |
| 23 | 11083 | 2W2932 | HOUSING | 1 |
| 24 | 11083 | 954182 | PLUG | 2 |
| 25 | 11083 | | WASHER | 2 |
| 26 | 11083 | 4J4382 | PLUG | 1 |
| 27 | 11083 | 255100 | VALVE ASSEMBLY, NEEDLE | 1 |
| 28 | 11083 | 26453 | ELBOW | 1 |
| 29 | 11083 | S1588 | BOLT | 11 |
| 30 | 11083 | 2M2894 | WASHER | 9 |
| 31 | 11083 | 1W8192 | COVER | 1 |
| 32 | 11083 | 6V3907 | SEAL | 1 |
| 33 | 11083 | 1 N2895 | SPRING | 1 |
| 34 | 11083 | 3P1156 | SEAL | 1 |

| (1) ITEM NUMBER | (2) FSCM | (3) PART NUMBER | (4) DESCRIPTION AND USABLE ON CODE (UOC) | (5) QTY |
|-----------------------|-------------|-----------------------|---|------------|
| | | | FIG. 120 FILTER, OIL (CONT) | |
| 35 | 11083 | 1N2896 | RETAINER | 1 |
| 36 | 11083 | 1 K9740 | RING | 1 |
| 37 | 11083 | 7N7500 | ELEMENT ASSEMBLY | 3 |
| 38 | 11083 | L1351 | BOLT | 3 |
| 39 | 11083 | 1N2897 | PLATE | 1 |
| 40 | 11083 | S1588 | BOLT | 11 |
| 41 | 11083 | 1W2963 | HOUSING ASSEMBLY | 1 |
| 42 | 11083 | 4S5882 | BOLT | 2 |
| 43 | 11083 | 5P4624 | BOLT | 2 |
| 44 | 11083 | 1D4574 | BOLT | 2 |
| 45 | 11083 | 5P5421 | BOLT | 4 |
| 46 | 11083 | 8N9482 | SUPPORT | 1 |
| | | | END OF FIGURE | |

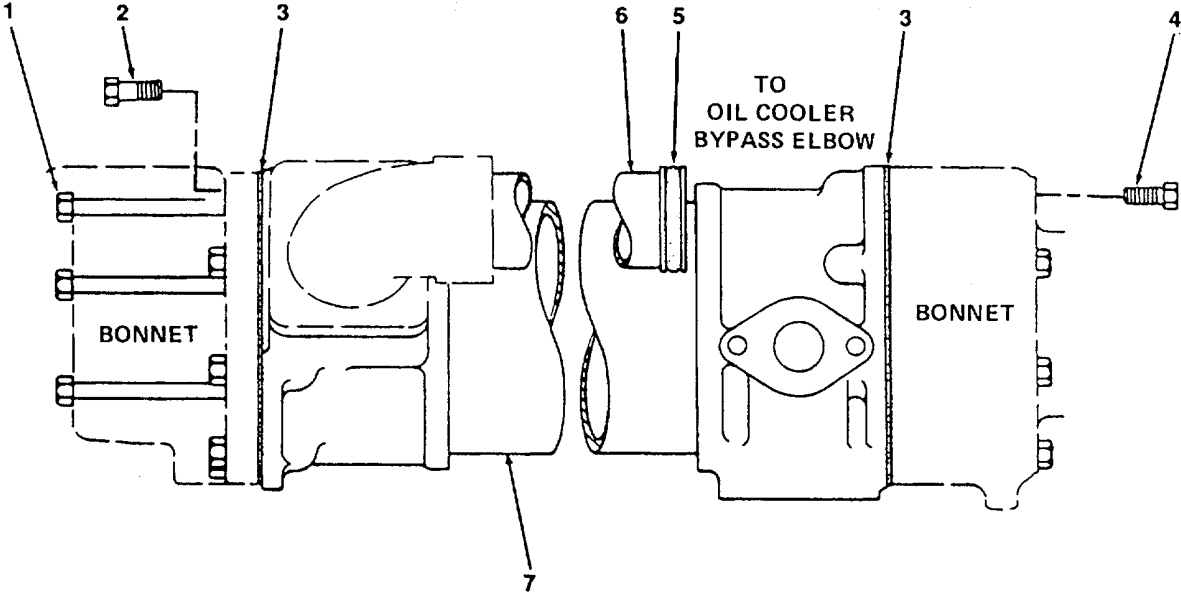


Figure 121. Cooler, Oil.

| (1) ITEM NUMBER | (2) FSCM | (3) PART NUMBER | (4) DESCRIPTION AND USABLE ON CODE (UOC) | (5) QTY |
|-----------------------|-------------|-----------------------|---|------------|
| | | | GROUP 19 ENGINE DIESEL GROUP | |
| | | | FIG. 121 COOLER, OIL | |
| 1 | 11083 | 455882 | BOLT | 3 |
| 2 | 11083 | 3B1915 | BOLT | 3 |
| 3 | 11083 | 4L8606 | GASKET | 2 |
| 4 | 11083 | 859191 | BOLT | 8 |
| 5 | 11083 | 3H2652 | SEAL | 2 |
| 6 | 11083 | 8N1281 | TUBE | 1 |
| 7 | 11083 | 7N6537 | CORE ASSEMBLY | 1 |
| | | | END OF FIGURE | |

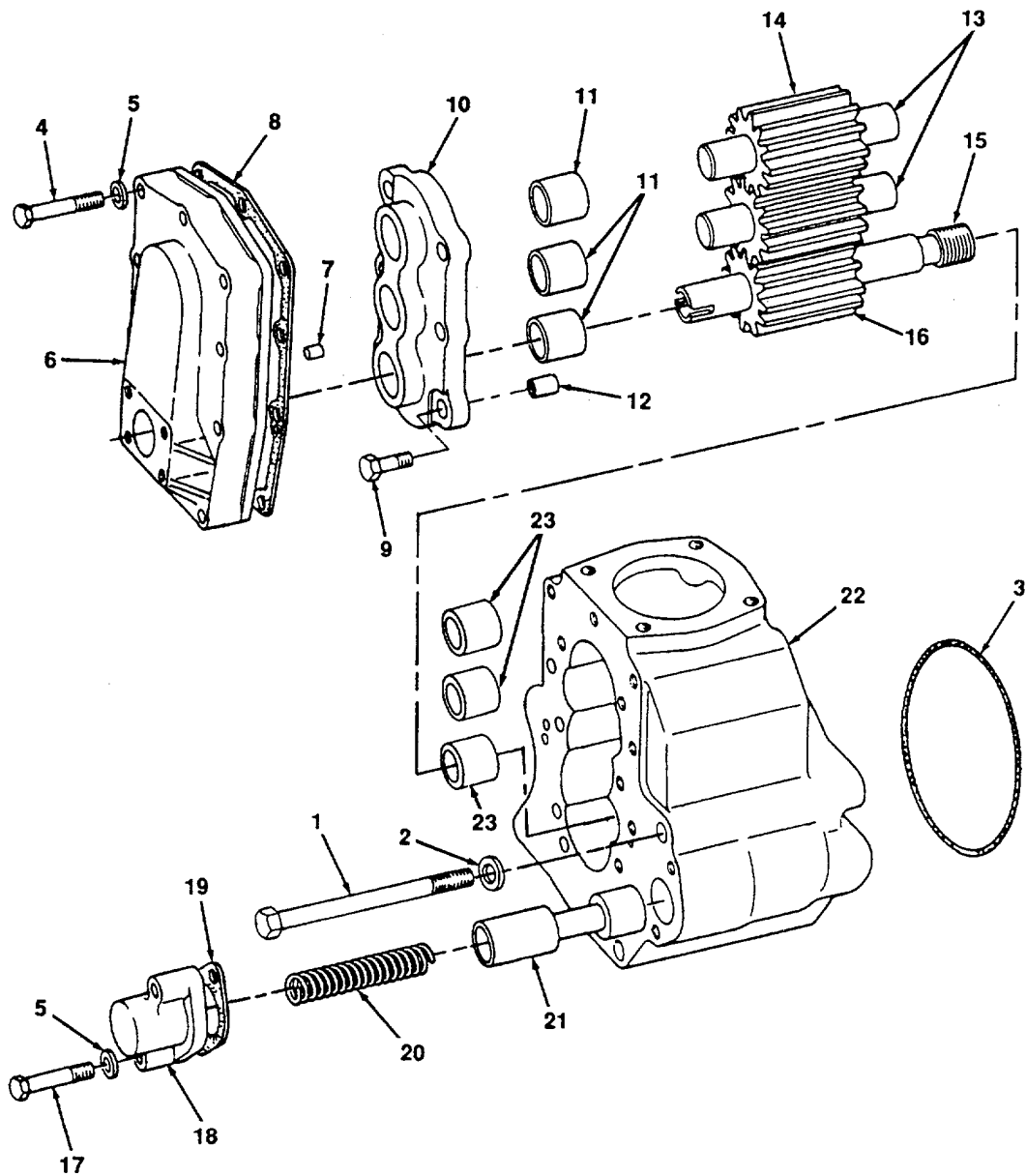
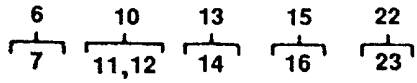


Figure 122. Pump Assembly, Oil .

| (1) ITEM NUMBER | (2) FSCM | (3) PART NUMBER | (4) DESCRIPTION AND USABLE ON CODE (UOC) | (5) QTY |
|-----------------------|-------------|-----------------------|---|------------|
| | | | GROUP 19 ENGINE DIESEL GROUP | |
| | | | FIG. 122 PUMP ASSEMBLY, OIL | |
| 1 | 11083 | 455882 | BOLT | 3 |
| 2 | 11083 | 5P8245 | WASHER | 3 |
| 3 | 11083 | 6F4718 | SEAL | 1 |
| 4 | 11083 | 51590 | BOLT | 9 |
| 5 | 11083 | 5M2894 | WASHER | 11 |
| 6 | 11083 | IN4637 | COVER ASSEMBLY | 1 |
| 7 | 11083 | 7N2043 | PIN | 2 |
| 8 | 11083 | 7N5057 | GASKET | 1 |
| 9 | 11083 | S1585 | BOLT | 6 |
| 10 | 11083 | 1W272 | COVER ASSEMBLY | 1 |
| 11 | 11083 | 7N7155 | BEARING | 3 |
| 12 | 11083 | 4M3248 | DOWEL | 2 |
| 13 | 11083 | 7N9620 | SHAFT ASSEMBLY | 2 |
| 14 | 11083 | 7N5052 | GEAR | 2 |
| 15 | 11083 | 7N6729 | SHAFT ASSEMBLY | 1 |
| 16 | 11083 | 7N5052 | GEAR | 1 |
| 17 | 11083 | 7F1866 | BOLT | 2 |
| 18 | 11083 | 7N5049 | COVER | 1 |
| 19 | 11083 | 8B1615 | GASKET | 1 |
| 20 | 11083 | 2S2760 | SPRING | 1 |
| 21 | 11083 | 7N5499 | SPOOL | 1 |
| 22 | 11083 | 7N6731 | BODY ASSEMBLY | 1 |
| 23 | 11083 | 7N7155 | BEARING | 3 |
| | | | END OF FIGURE | |

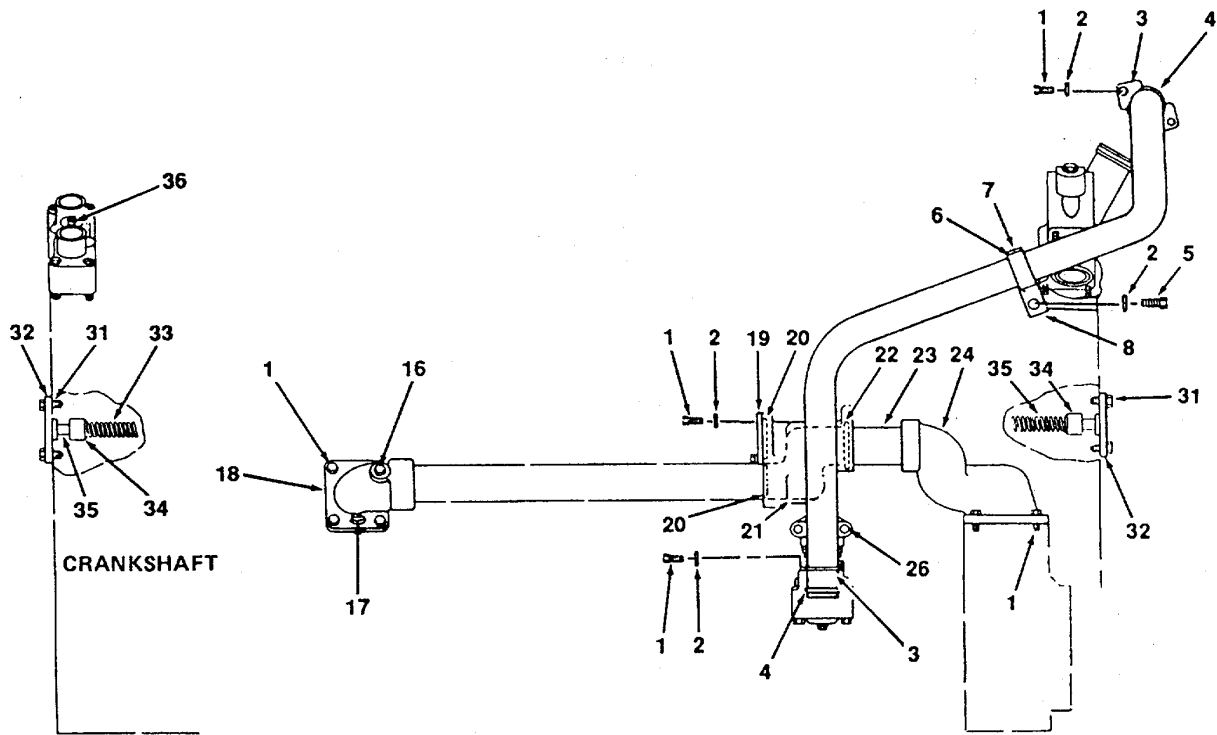
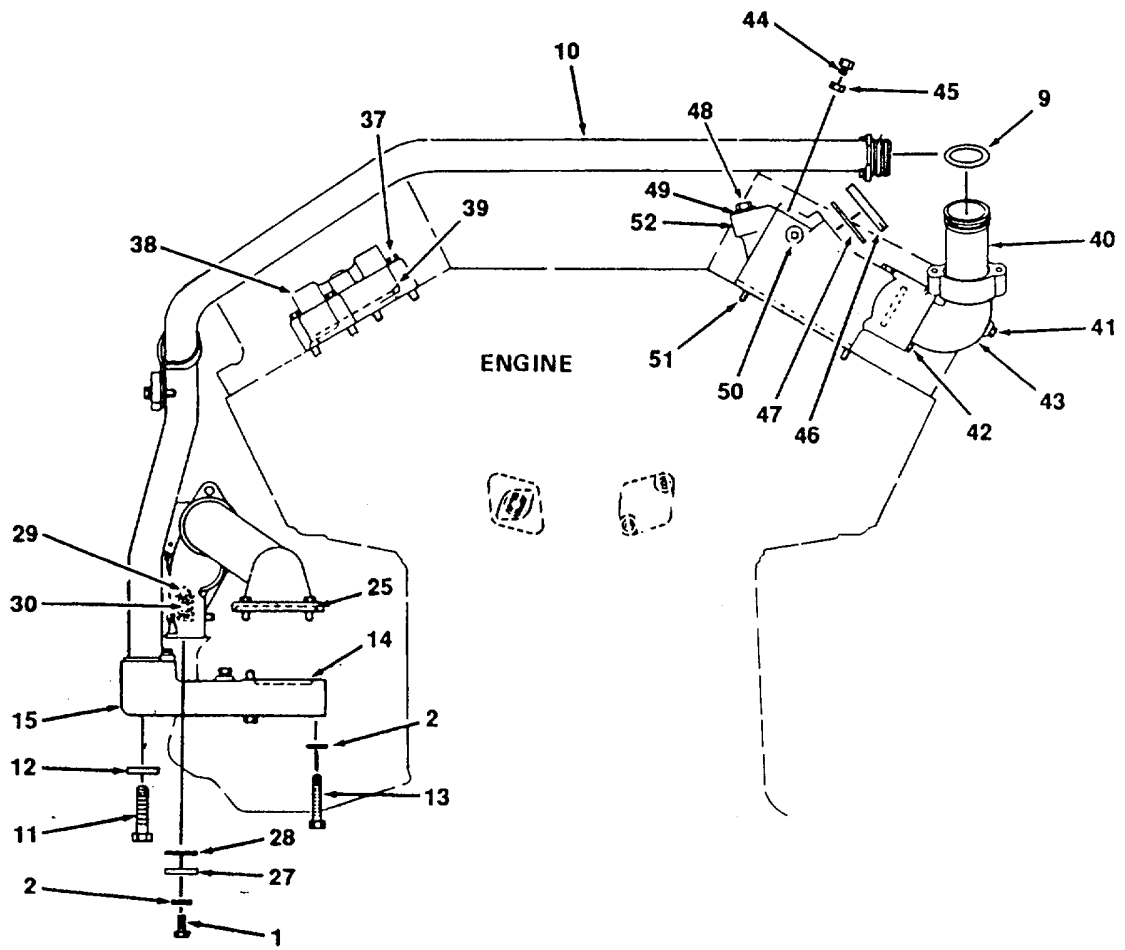


Figure 123. Oil Lines, Engine (Sheet 1 of 2) .

4833-123.1



4833-123.2

Figure 123. Oil Lines, Engine (Sheet 2 of 2) .

| (1) ITEM NUMBER | (2) FSCM | (3) PART NUMBER | (4) DESCRIPTION AND USABLE ON CODE (UOC) | (5) QTY |
|-------------------------------------|-------------|-----------------------|---|------------|
| GROUP 19 ENGINE DIESEL GROUP | | | | |
| FIG.123 OIL LINES, ENGINE | | | | |
| 1 | 11083 | S1594 | BOLT | 16 |
| 2 | 11083 | 5M2894 | WASHER | 13 |
| 3 | 11083 | 8N1992 | RETAINER | 4 |
| 4 | 11083 | 8N1991 | RING | 2 |
| 5 | 11083 | 3B1915 | BOLT | 1 |
| 6 | 11083 | 6V267 | CLIP, TAB | 1 |
| 7 | 11083 | 6V268 | CLIP, SLOT | 1 |
| 8 | 11083 | 3H7131 | LUG | 1 |
| 9 | 11083 | 3P649 | SEAL | 4 |
| 10 | 11083 | 1W1641 | TUBE | 1 |
| 11 | 11083 | 954190 | PLUG | 3 |
| 12 | 11083 | 7L2224 | SEAL | 3 |
| 13 | 11083 | L1143 | BOLT | 8 |
| 14 | 11083 | 3P655 | SEAL | 1 |
| 15 | 11083 | 1 N4016 | ELBOW | 1 |
| 16 | 11083 | 5M6213 | PLUG | 1 |
| 17 | 11083 | 3P655 | SEAL | 1 |
| 18 | 11083 | 7N5413 | ELBOW | 1 |
| 19 | 11083 | 4B3140 | COVER | 1 |
| 20 | 11083 | 5P5846 | SEAL | 2 |
| 21 | 11083 | 7N5412 | ELBOW | 1 |
| 22 | 11083 | 3P649 | SEAL | 2 |
| 23 | 11083 | 1 N3333 | TUBE | 1 |
| 24 | 11083 | 7N5416 | ELBOW | 1 |
| 25 | 11083 | 6V3908 | SEAL | 1 |
| 26 | 11083 | L2070 | BOLT | 2 |
| 27 | 11083 | 2S3625 | COVER | 1 |
| 28 | 11083 | 5P4268 | SEAL | 1 |
| 29 | 11083 | 9M853 | PLUNGER | 1 |
| 30 | 11083 | 8M3182 | SPRING | 1 |
| 31 | 11083 | S1588 | BOLT | 4 |
| 32 | 11083 | 8N2929 | COVER | 2 |
| 33 | 11083 | 6B9202 | SPRING | 2 |

| (1) ITEM NUMBER | (2) FSCM | (3) PART NUMBER | (4) DESCRIPTION AND USABLE ON CODE (UOC) | (5) QTY |
|--|-------------|-----------------------|---|------------|
| FIG. 123 OIL LINES, ENGINE (CONT) | | | | |
| 34 | 11083 | 7M1808 | DOWEL | 2 |
| 35 | 11083 | 7N5424 | PLUNGER | 2 |
| 36 | 11083 | 2B858 | PLUG | 1 |
| 37 | 11083 | L1143 | BOLT | 8 |
| 38 | 11083 | 2W7226 | ADAPTER | 1 |
| 39 | 11083 | 619456 | SEAL | 4 |
| 40 | 11083 | 2W1985 | TUBE | 1 |
| 41 | 11083 | 5B2638 | BOLT | 1 |
| 42 | 11083 | S1590 | BOLT | 1 |
| 43 | 11083 | 4W4054 | ELBOW | 1 |
| 44 | 11083 | 9S4182 | PLUG | 2 |
| 45 | 11083 | 6V5048 | SEAL | 2 |
| 46 | 11083 | 2W1053 | PLUG | 1 |
| 47 | 11083 | 5P7817 | SEAL | 1 |
| 48 | 11083 | 9S4190 | PLUG | 2 |
| 49 | 11083 | 6V4589 | SEAL | 2 |
| 50 | 11083 | 2B858 | PLUG | 1 |
| 51 | 11083 | 1A5964 | BOLT | 4 |
| 52 | 11083 | 2W1055 | ELBOW | 1 |
| END OF FIGURE | | | | |

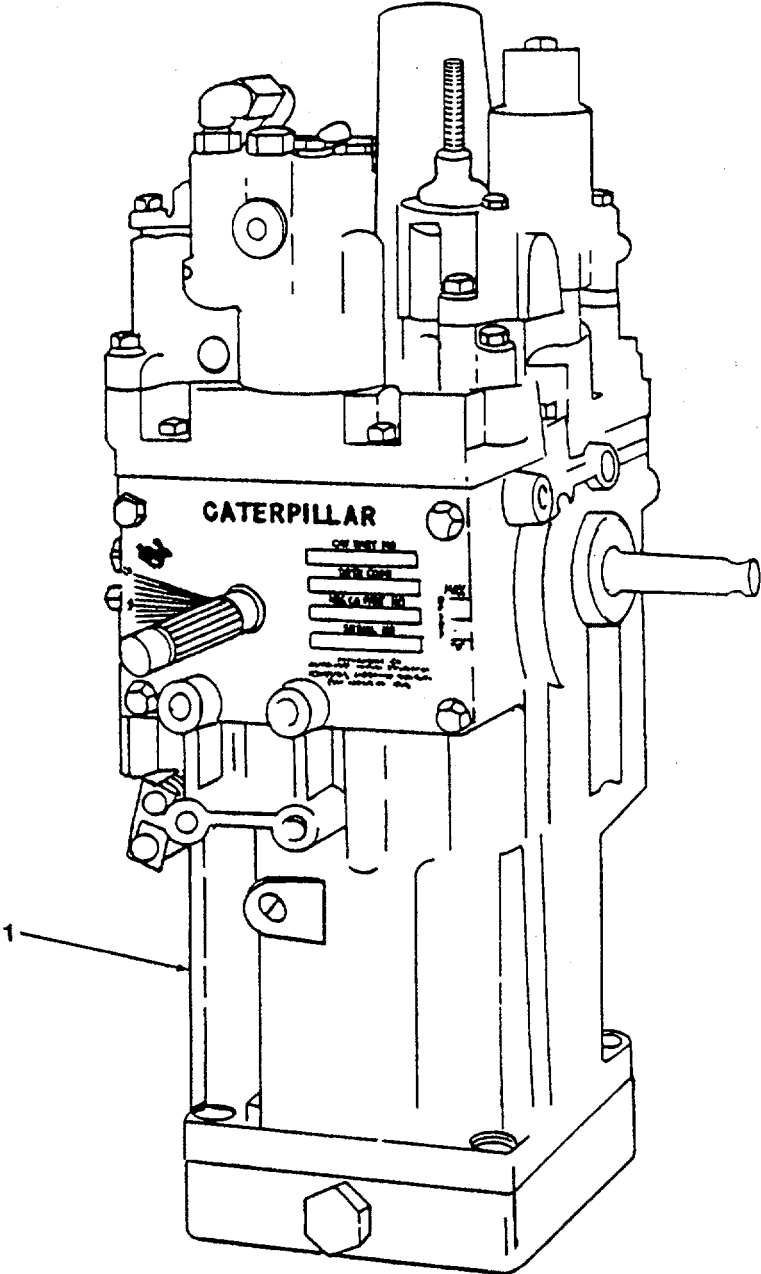


Figure 124. Governor Assembly .

| (1) ITEM NUMBER | (2) FSCM | (3) PART NUMBER | (4) DESCRIPTION AND USABLE ON CODE (UOC) | (5) QTY |
|-----------------------|-------------|-----------------------|---|------------|
| 1 | 11083 | 1 W4858 | GROUP 19 ENGINE DIESEL GROUP FIG. 124 GOVERNOR ASSEMBLY GOVERNOR END OF FIGURE | 1 |

18
┌───┐
19

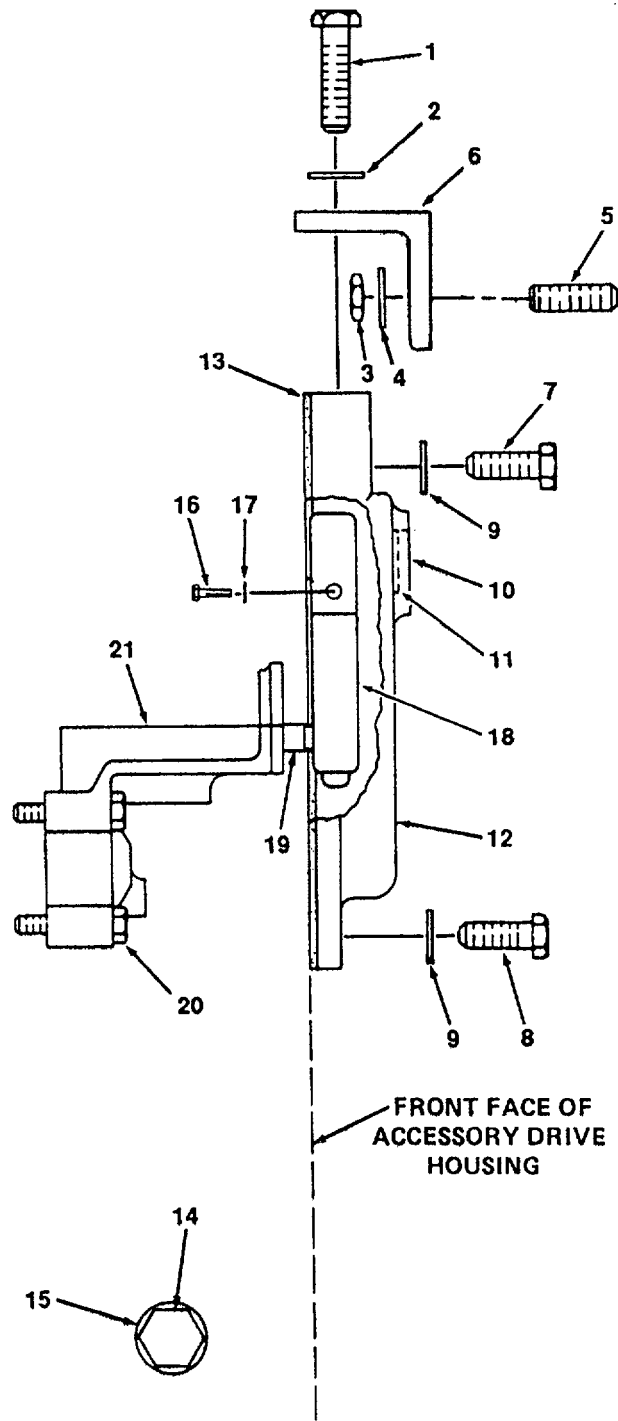


Figure 125. Fastener, Governor .

| (1) ITEM NUMBER | (2) FSCM | (3) PART NUMBER | (4) DESCRIPTION AND USABLE ON CODE (UOC) | (5) QTY |
|-------------------------------------|-------------|-----------------------|---|------------|
| GROUP 19 ENGINE DIESEL GROUP | | | | |
| FIG. 125 FASTENER, GOVERNOR | | | | |
| 1 | 11083 | L1351 | BOLT | 2 |
| 2 | 11083 | 9L9132 | WASHER | 2 |
| 3 | 11083 | 1D4717 | NUT | 2 |
| 4 | 11083 | 5M2894 | WASHER | 9 |
| 5 | 11083 | 3D2871 | STUD | 2 |
| 6 | 11083 | 1W8434 | SUPPORT | 1 |
| 7 | 11083 | 2A4639 | BOLT | 2 |
| 8 | 11083 | 1A2029 | BOLT | 5 |
| 9 | 11083 | 5M2894 | WASHER | 9 |
| 10 | 11083 | 4H1722 | SEAL | 1 |
| 11 | 11083 | 7N5365 | WASHER | 1 |
| 12 | 11083 | 1W6033 | COVER | 1 |
| 13 | 11083 | 8N9885 | GASKET | 1 |
| 14 | 11083 | 5F304 | PLUG | 2 |
| 15 | 11083 | 4B8407 | GASKET | 2 |
| 16 | 11083 | 2B2694 | BOLT | 1 |
| 17 | 11083 | 9M1974 | WASHER | 1 |
| 18 | 11083 | 7N9202 | LEVER ASSEMBLY | 1 |
| 19 | 11083 | 8N8160 | PIN | 1 |
| 20 | 11083 | 7F5634 | BOLT | 2 |
| 21 | 11083 | 8N32 | LEVER | 1 |
| END OF FIGURE | | | | |

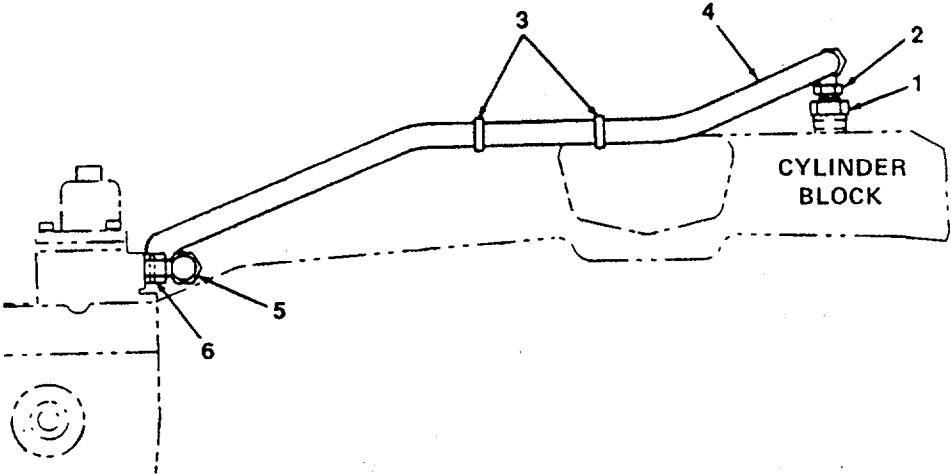


Figure 126. Control Lines, Air/Fuel.

| (1) ITEM NUMBER | (2) FSCM | (3) PART NUMBER | (4) DESCRIPTION AND USABLE ON CODE (UOC) | (5) QTY |
|-----------------------|-------------|-----------------------|---|------------|
| | | | GROUP 19 ENGINE DIESEL GROUP | |
| | | | FIG. 126 CONTROL LINES, AIR/FUEL | |
| 1 | 11083 | 19440 | CONNECTOR | 1 |
| 2 | 11083 | 7K9197 | ELBOW | 1 |
| 3 | 11083 | 6K806 | STRAP | 2 |
| 4 | 11083 | 7N2539 | HOSE ASSEMBLY | 1 |
| 5 | 11083 | 307946 | ELBOW | 1 |
| 6 | 11083 | 3J7354 | SEAL | 1 |
| | | | END OF FIGURE | |

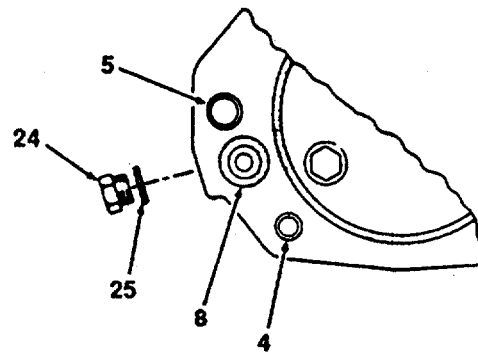
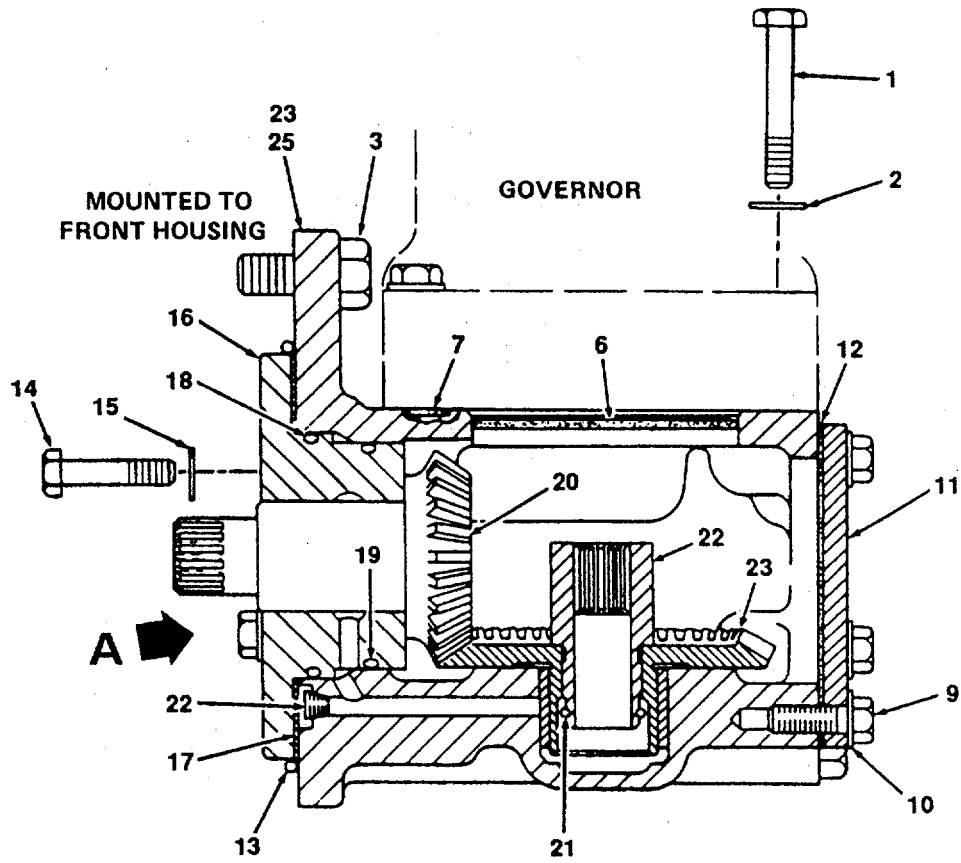


Figure 127. Drive, Governor .

| (1) ITEM NUMBER | (2) FSCM | (3) PART NUMBER | (4) DESCRIPTION USABLE ON CODE (UOC) | (5) QTY |
|-----------------------|-------------|-----------------------|---|------------|
| | | | GROUP 19 ENGINE DIESEL GROUP | |
| | | | FIG. 127 DRIVE, GOVERNOR | |
| 1 | 11083 | L2070 | BOLT | 4 |
| 2 | 11083 | 5M2894 | WASHER | 4 |
| 3 | 11083 | S1621 | BOLT | 2 |
| 4 | 11083 | 1A7669 | BOLT | 2 |
| 5 | 11083 | 1D4588 | BOLT | 2 |
| 6 | 11083 | 6V3865 | SEAL | 1 |
| 7 | 11083 | 3P647 | SEAL | 4 |
| 8 | 11083 | 1S4 | SEAL | 2 |
| 9 | 11083 | S1594 | BOLT | 5 |
| 10 | 11083 | 5M2894 | WASHER | 5 |
| 11 | 11083 | 7N5696 | COVER | 1 |
| 12 | 11083 | 7N5695 | GASKET | 1 |
| 13 | 11083 | 7M6637 | SEAL | 1 |
| 14 | 11083 | 2B2695 | BOLT | 4 |
| 15 | 11083 | 9M1974 | WASHER | 4 |
| 16 | 11083 | 7N5700 | ADAPTER | 1 |
| 17 | 11083 | 7N5694 | SHIM | 1 |
| 18 | 11083 | 8M5252 | SEAL | 1 |
| 19 | 11083 | 3P439 | SEAL | 1 |
| 20 | 11083 | 7N5701 | PINION | 1 |
| 21 | 11083 | 4H8158 | RING | 1 |
| 22 | 11083 | 9F2247 | PLUG | 1 |
| 23 | 11083 | 1W2133 | HOUSING ASSEMBLY | 1 |
| 24 | 11083 | 7N5697 | BEARING | 1 |
| 25 | 11083 | 1T550 | PIN, SPRING | 2 |
| | | | END OF FIGURE | |

2
3

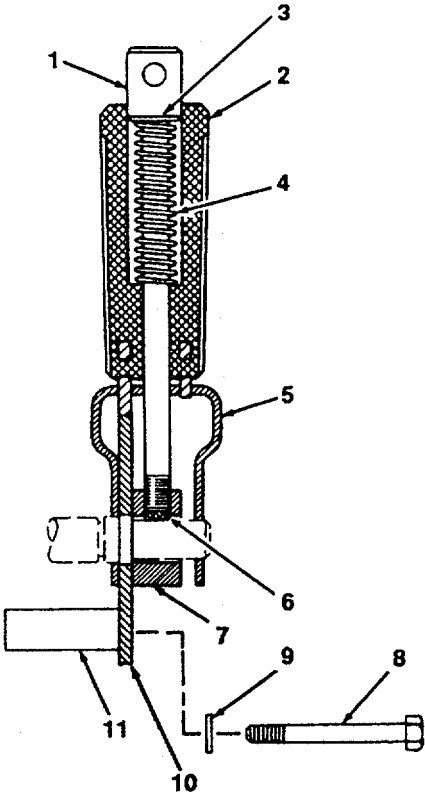


Figure 128 . Control, Governor.

| (1) ITEM NUMBER | (2) FSCM | (3) PART NUMBER | (4) DESCRIPTION USABLE ON CODE (UOC) | (5) QTY |
|-----------------------|-------------|-----------------------|---|------------|
| | | | GROUP 19 ENGINE DIESEL GROUP | |
| | | | FIG. 128 CONTROL, GOVERNOR | |
| 1 | 11083 | 8L4279 | SHAFT | 1 |
| 2 | 11083 | 4N4523 | HANDLE ASSEMBLY | 1 |
| 3 | 11083 | 4N9029 | WASHER | 1 |
| 4 | 11083 | 7M1269 | SPRING | 1 |
| 5 | 11083 | 4N4250 | GUIDE | 1 |
| 6 | 11083 | 5K605 | PLUG | 1 |
| 7 | 11083 | 8L4282 | HUB | 1 |
| 8 | 11083 | 1D4538 | BOLT | 4 |
| 9 | 11083 | 9M1974 | WASHER | 4 |
| 10 | 11083 | 5N7812 | RATCHET | 1 |
| 11 | 11083 | 8B2026 | SPACER | 4 |
| | | | END OF FIGURE | |

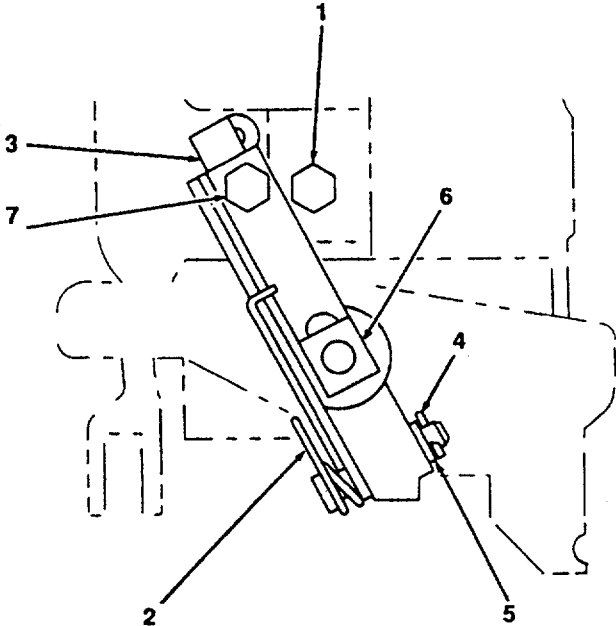


Figure 129. Torque Control Lever, Governor.

| (1) ITEM NUMBER | (2) FSCM | (3) PART NUMBER | (4) DESCRIPTION USABLE ON CODE (UOC) | (5) QTY |
|-----------------------|-------------|-----------------------|--|------------|
| | | | GROUP 19 ENGINE DIESEL GROUP | |
| | | | FIG. 129 TORQUE CONTROL LEVER, GOVERNOR | |
| 1 | 11083 | 2W138 | SCREW | 1 |
| 2 | 11083 | 2W4607 | SPRING | 1 |
| 3 | 11083 | 2W4637 | LEVER ASSEMBLY | 1 |
| 4 | 11083 | 3B5299 | PIN, COTTER | 1 |
| 5 | 11083 | 2W5907 | WASHER | 1 |
| 6 | 11083 | 2W4607 | SPRING | 1 |
| 7 | 11083 | 5R1811 | SCREW | 1 |
| | | | END OF FIGURE | |

26
27, 28

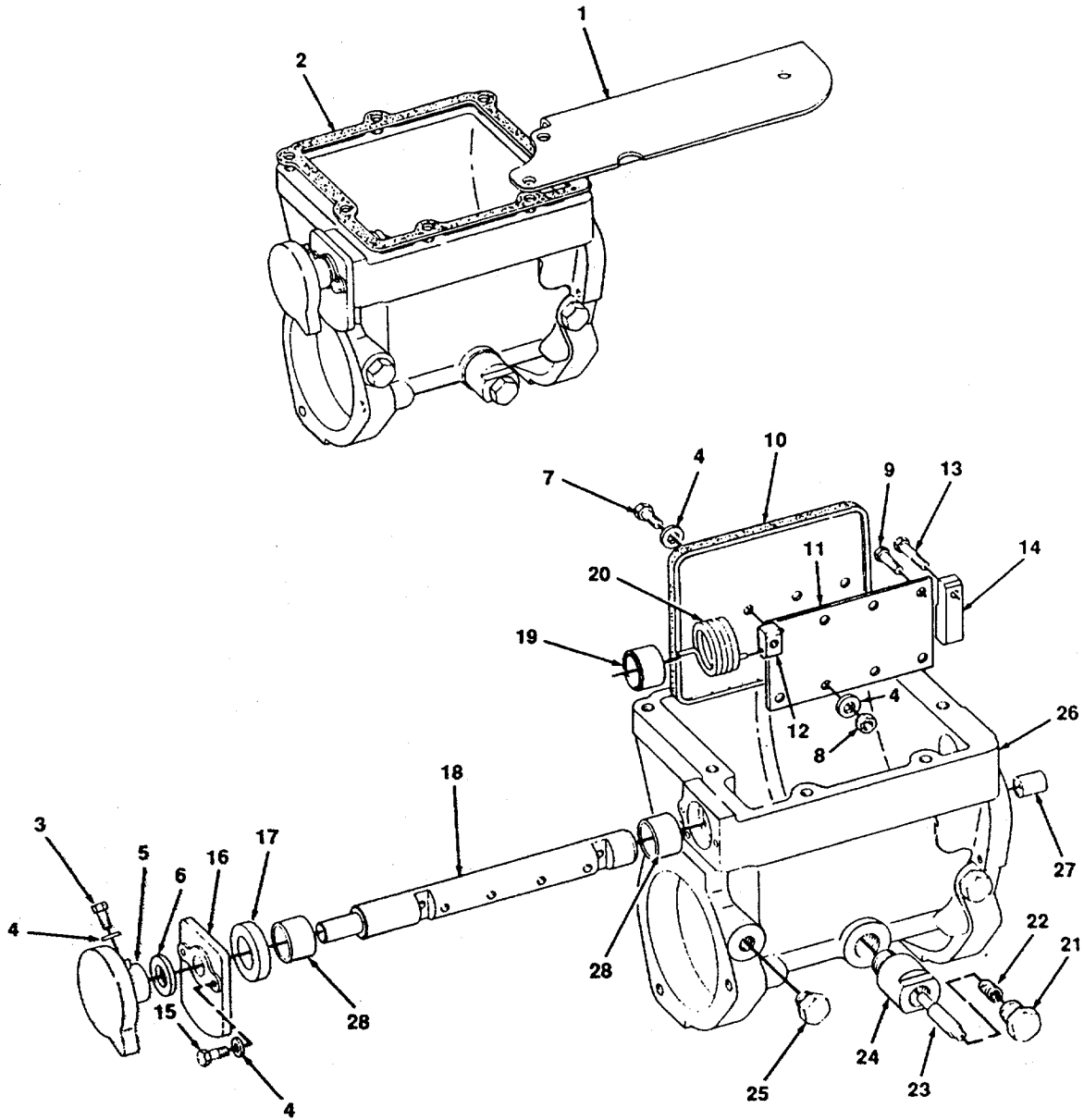


Figure 130 . Shutoff, Air.

| (1) ITEM NUMBER | (2) FSCM | (3) PART NUMBER | (4) DESCRIPTION USABLE ON CODE (UOC) | (5) QTY |
|-----------------------|-------------|-----------------------|---|------------|
| | | | GROUP 19 ENGINE DIESEL GROUP | |
| | | | FIG. 130 SHUT OFF, AIR | |
| 1 | 11083 | 5N2336 | SHIELD | 1 |
| 2 | 11083 | 5N3309 | GASKET | 1 |
| 3 | 11083 | S1615 | BOLT | 1 |
| 4 | 11083 | 5P537 | WASHER | 11 |
| 5 | 11083 | 5N5298 | KNOB | 1 |
| 6 | 11083 | 4B2479 | WASHER | 1 |
| 7 | 11083 | 2A762 | BOLT | 4 |
| 8 | 11083 | 1B4330 | NUT | 4 |
| 9 | 11083 | 9S5033 | BOLT | 4 |
| 10 | 11083 | 5N3281 | VALVE ASSEMBLY | 1 |
| 11 | 11083 | 5N3283 | SPRING | 1 |
| 12 | 11083 | 5N3314 | LATCH | 1 |
| 13 | 11083 | 58160 | BOLT | 2 |
| 14 | 11083 | 2W8023 | ARM | 1 |
| 15 | 11083 | 4F7957 | BOLT | 2 |
| 16 | 11083 | 5N1992 | COVER | 1 |
| 17 | 11083 | 4F4584 | SEAL | 1 |
| 18 | 11083 | 5N3273 | SHAFT | 1 |
| 19 | 11083 | 5N4497 | BUSHING | 1 |
| 20 | 11083 | 3N8927 | SPRING | 1 |
| 21 | 11083 | 9S4182 | PLUG | 1 |
| 22 | 11083 | 2V244 | SPRING | 1 |
| 23 | 11083 | 5N8961 | PIN | 1 |
| 24 | 11083 | 5N8960 | CARRIER | 1 |
| 25 | 11083 | 5M6213 | PLUG | 2 |
| 26 | 11083 | 5N2443 | HOUSING ASSEMBLY | 1 |
| 27 | 11083 | 8N6061 | BUSHING | 1 |
| 28 | 11083 | 8N6062 | BUSHING | 2 |
| | | | END OF FIGURE | |

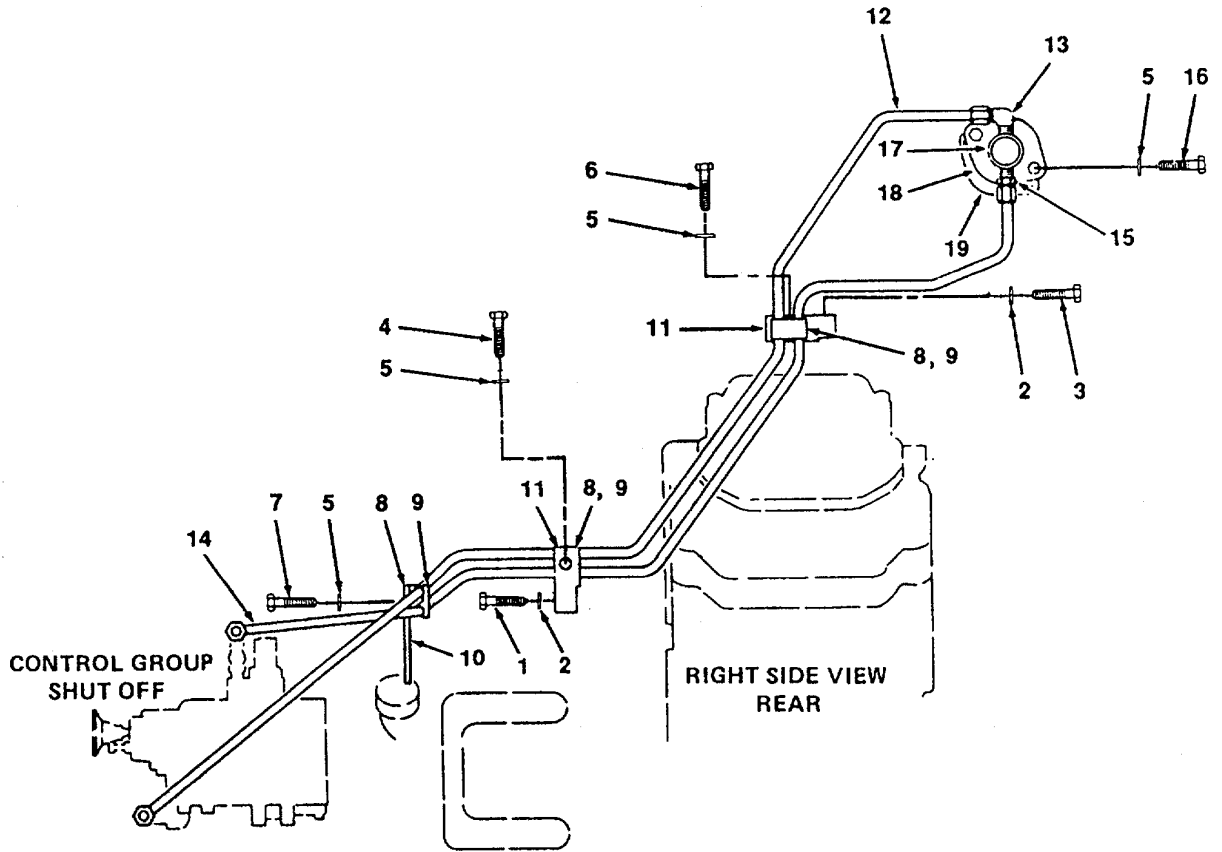


Figure 131. Shutoff, Lines, Air.

| (1) ITEM NUMBER | (2) FSCM | (3) PART NUMBER | (4) DESCRIPTION USABLE ON CODE (UOC) | (5) QTY |
|-----------------------|-------------|-----------------------|---|------------|
| | | | GROUP 19 ENGINE DIESEL GROUP | |
| | | | FIG. 131 SHUTOFF, LINES, AIR | |
| 1 | 11083 | S1591 | BOLT | 1 |
| 2 | 11083 | 5M2894 | WASHER | 2 |
| 3 | 11083 | S1590 | BOLT | 1 |
| 4 | 11083 | 7B2742 | BOLT | 1 |
| 5 | 11083 | 5P537 | WASHER | 5 |
| 6 | 11083 | 8B2377 | BOLT | 1 |
| 7 | 11083 | 1B2713 | BOLT | 1 |
| 8 | 11083 | 5N7886 | CLAMP | 3 |
| 9 | 11083 | 5B5670 | CLAMP | 3 |
| 10 | 11083 | 5N8557 | PLATE | 1 |
| 11 | 11083 | 5N7887 | BLOCK (CLAMP) | 2 |
| 12 | 11083 | 2W5217 | TUBE ASSEMBLY | 1 |
| 13 | 11083 | 321268 | ELBOW | 1 |
| 14 | 11083 | 2W5218 | TUBE ASSEMBLY | 1 |
| 15 | 11083 | 321267 | CONNECTOR | 1 |
| 16 | 11083 | S1616 | BOLT | 2 |
| 17 | 11083 | 5N3089 | CYLINDER | 1 |
| 18 | 11083 | 8L3873 | GASKET | 1 |
| 19 | 11083 | 5N2049 | FLANGE | 1 |
| | | | END OF FIGURE | |

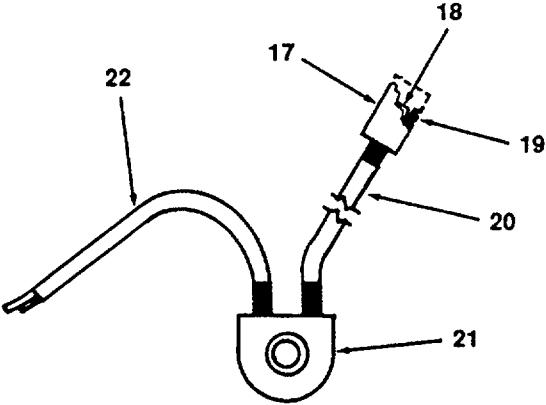
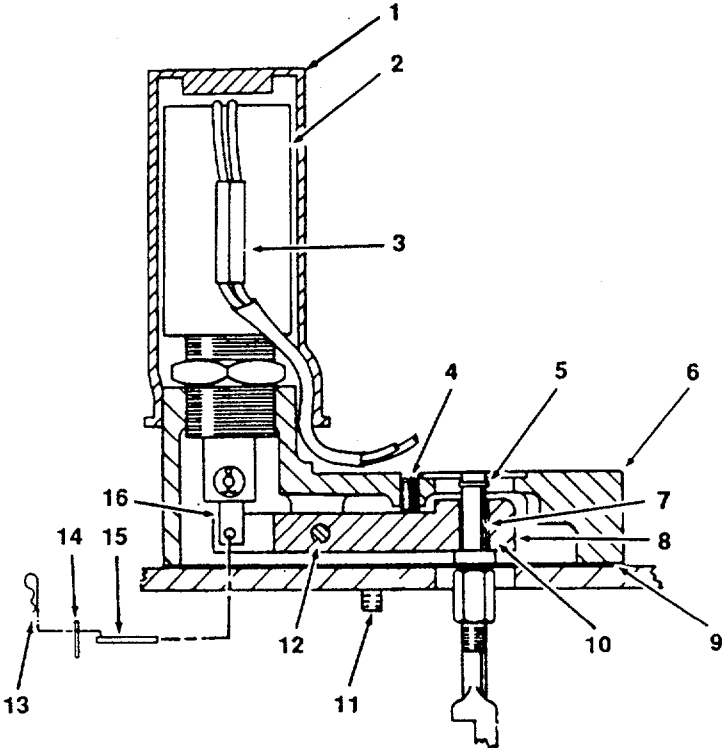


Figure 132. Shut-Off, Electric.

| (1) ITEM NUMBER | (2) FSCM | (3) PART NUMBER | (4) DESCRIPTION USABLE ON CODE (UOC) | (5) QTY |
|-------------------------------------|-------------|-----------------------|---|------------|
| GROUP 19 ENGINE DIESEL GROUP | | | | |
| FIG. 132 SHUTOFF, ELECTRIC | | | | |
| 1 | 11083 | 2W2325 | BOOT | 1 |
| 2 | 11083 | 2W2326 | SOLENOID | 1 |
| 3 | 11083 | 2W2331 | SPLICE | 2 |
| 4 | 11083 | 7L8316 | SCREW | 1 |
| 5 | 11083 | 6H5829 | RING | 1 |
| 6 | 11083 | 2W5450 | GASKET | 1 |
| 7 | 11083 | 4W3169 | PLUNGER | 1 |
| 8 | 11083 | 2W5907 | WASHER | 2 |
| 9 | 11083 | 2W2333 | GASKET | 1 |
| 10 | 11083 | 2W5009 | LEVER | 1 |
| 11 | 11083 | 2W138 | SCREW | 3 |
| 12 | 11083 | 2W5917 | ROLLER | 1 |
| 13 | 11083 | 3B4605 | COTTER | 2 |
| 14 | 11083 | 2W5909 | WASHER | 2 |
| 15 | 11083 | 2W5974 | PIN | 2 |
| 16 | 11083 | 2W4628 | LINK | 1 |
| 17 | 11083 | 7N9738 | HOUSING | 1 |
| 18 | 11083 | 7N7780 | PIN | 1 |
| 19 | 11083 | 7N7779 | SOCKET | 1 |
| 20 | 11083 | 2W0242 | TUBE, .15M (5.9 IN.) | 1 |
| 21 | 11083 | 2W1336 | SUPPRESSOR ASSEMBLY | 1 |
| 22 | 11083 | 2W242 | TUBE, 432M (17 IN.) | 1 |
| END OF FIGURE | | | | |

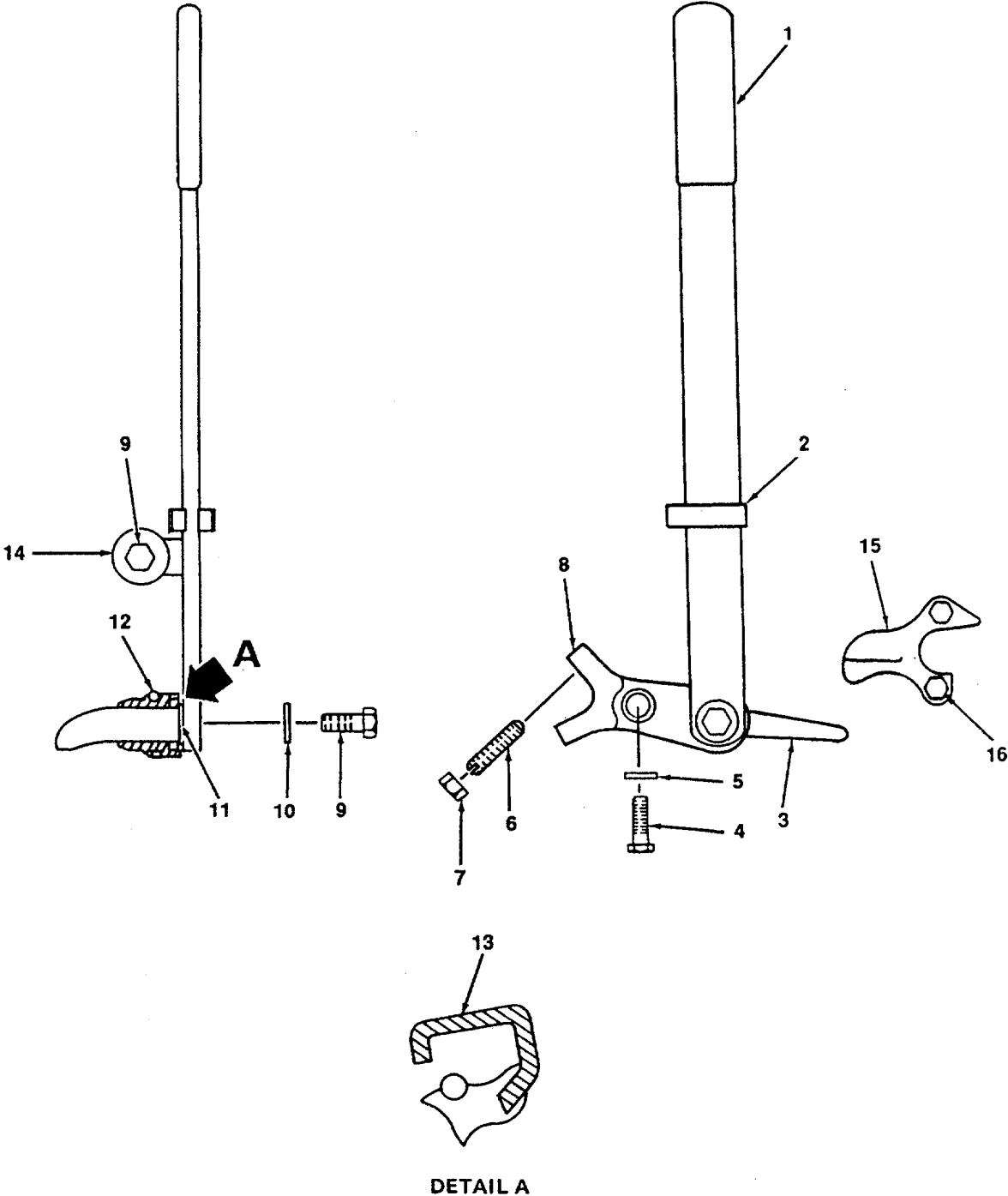


Figure 133 . Shutoff, Manual .

| (1) ITEM NUMBER | (2) FSCM | (3) PART NUMBER | (4) DESCRIPTION USABLE ON CODE (UOC) | (5) QTY |
|-------------------------------------|-------------|-----------------------|---|------------|
| GROUP 19 ENGINE DIESEL GROUP | | | | |
| FIG. 133 SHUTOFF, MANUAL | | | | |
| 1 | 11083 | 7N5907 | LEVER | 1 |
| 2 | 11083 | 7N5906 | CLIP | 1 |
| 3 | 11083 | 7N9942 | LEVER | 1 |
| 4 | 11083 | S1594 | BOLT | 1 |
| 5 | 11083 | 5M2894 | WASHER | 1 |
| 6 | 11083 | 4B3643 | SETSCREW | 1 |
| 7 | 11083 | 9S8752 | NUT | 1 |
| 8 | 11083 | 7N9941 | ADAPTER | 1 |
| 9 | 11083 | S509 | BOLT | 2 |
| 10 | 11083 | 9L9132 | WASHER | 1 |
| 11 | 11083 | 2J6356 | RING | 1 |
| 12 | 11083 | 3K2593 | SEAL | 1 |
| 13 | 11083 | 2H3932 | SEAL | 1 |
| 14 | 11083 | 6N8863 | WASHER | 1 |
| 15 | 11083 | 2W5530 | LEVER | 1 |
| 16 | 11083 | 1A9579 | BOLT | 2 |
| END OF FIGURE | | | | |

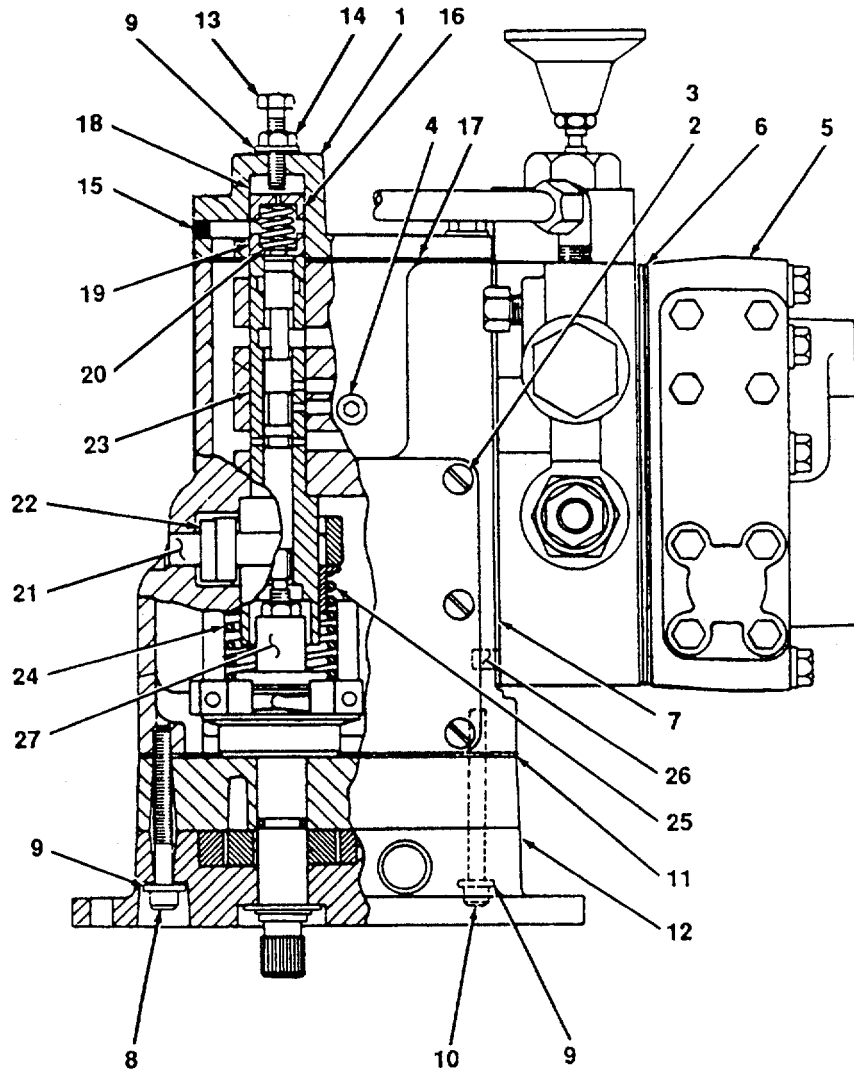


Figure 134 . Shutoff, Mechanical (Sheet 1 of 2).

41
42 THRU 54

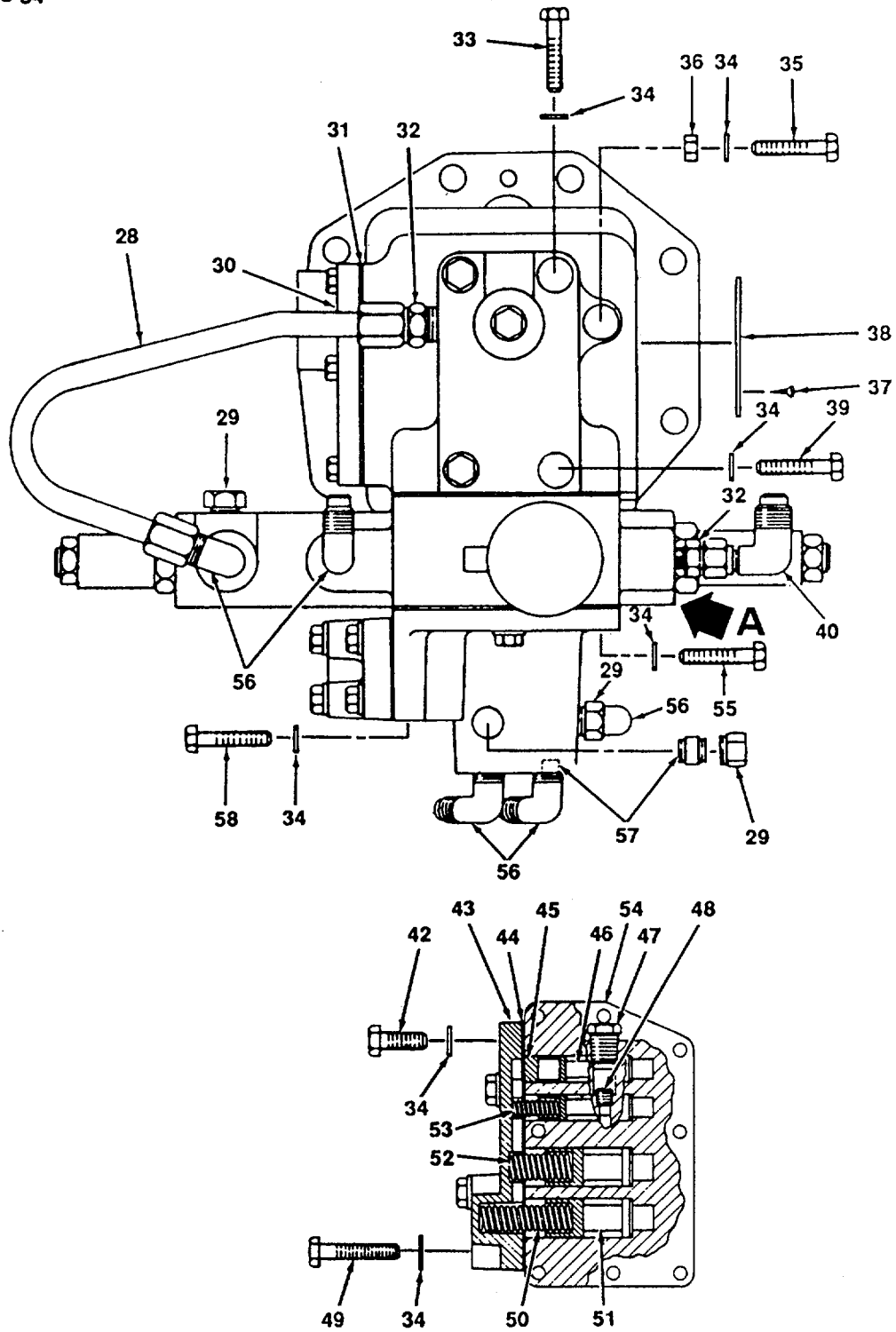


Figure 134. Shutoff, Mechanical (Sheet 2 of 2).

| (1) ITEM NUMBER | (2) FSCM | (3) PART NUMBER | (4) DESCRIPTION USABLE ON CODE (UOC) | (5) QTY |
|-----------------------|-------------|-----------------------|---|------------|
| | | | GROUP 19 ENGINE DIESEL GROUP | |
| | | | FIG. 134 SHUTOFF, MECHANICAL | |
| 1 | 11083 | 5N6141 | HOUSING ASSEMBLY | 1 |
| 2 | 11083 | 5M5845 | SCREW | 8 |
| 3 | 11083 | 4B4274 | WASHER | 8 |
| 4 | 11083 | 5M6214 | PLUG | 1 |
| 5 | 11083 | 5N5990 | VALVE GROUP | 1 |
| 6 | 11083 | 5N3199 | GASKET | 1 |
| 7 | 11083 | 5N4718 | GASKET | 1 |
| 8 | 11083 | 6H3958 | BOLT | 1 |
| 9 | 11083 | 5P537 | WASHER | 9 |
| 10 | 11083 | 6J2819 | BOLT | 7 |
| 11 | 11083 | 5N3198 | GASKET | 1 |
| 12 | 11083 | 5N1925 | PUMP GROUP | 1 |
| 13 | 11083 | 5N2716 | BOLT | 1 |
| 14 | 11083 | 6F612 | NUT | 1 |
| 15 | 11083 | 3D4603 | PLUG | 1 |
| 16 | 11083 | 5N4727 | COVER | 1 |
| 17 | 11083 | 5N2725 | GASKET | 1 |
| 18 | 11083 | 3N5748 | SEAT | 1 |
| 19 | 11083 | 5N4728 | SEAT | 1 |
| 20 | 11083 | 2N7029 | SPRING | 1 |
| 21 | 11083 | 3N5744 | SHAFT | 1 |
| 22 | 11083 | 3N5755 | LEVER | 1 |
| 23 | 11083 | 5N4729 | GUIDE | 1 |
| 24 | 11083 | 6N2129 | SPRING | 1 |
| 25 | 11083 | 6N3504 | SEAT | 1 |
| 26 | 11083 | 9L9503 | DOWEL | 2 |
| 27 | 11083 | 5N2718 | VALVE GROUP | 1 |
| 28 | 11083 | 5N4990 | TUBE ASSEMBLY | 1 |
| 29 | 11083 | 5M6213 | PLUG, HEX | 5 |
| 30 | 11083 | 5N6711 | COVER | 1 |
| 31 | 11083 | 5N2707 | GASKET | 1 |
| 32 | 11083 | 321267 | CONNECTOR | 2 |
| 33 | 11083 | 3R6569 | BOLT | 1 |
| 34 | 11083 | 5P537 | WASHER | 21 |

| (1) ITEM NUMBER | (2) FSCM | (3) PART NUMBER | (4) DESCRIPTION USABLE ON CODE (UOC) | (5) QTY |
|--|-------------|-----------------------|---|------------|
| FIG. 134 SHUTOFF, MECHANICAL (CONT) | | | | |
| 35 | 11083 | 5N2709 | BOLT | 1 |
| 36 | 11083 | 6F612 | NUT | 1 |
| 37 | 11083 | 2H3880 | SCREW | 2 |
| 38 | 11083 | 5N1782 | PLATE | 1 |
| 39 | 11083 | 4F7957 | BOLT | 3 |
| 40 | 11083 | 6K9194 | ELBOW | 1 |
| 41 | 11083 | 5N6443 | VALVE GROUP | 1 |
| 42 | 11083 | 0S1616 | BOLT | 4 |
| 43 | 11083 | 5N2721 | COVER | 1 |
| 44 | 11083 | 5N2720 | GASKET | 1 |
| 45 | 11083 | 5N6442 | SPACER | 1 |
| 46 | 11083 | 5N2885 | VALVE ASSEMBLY | 2 |
| 47 | 11083 | 5M6213 | PLUG | 1 |
| 48 | 11083 | 8J6815 | PLUG | 1 |
| 49 | 11083 | 7M8167 | BOLT | 4 |
| 50 | 11083 | 3N5739 | SPRING | 1 |
| 51 | 11083 | 5N2886 | VALVE ASSEMBLY | 2 |
| 52 | 11083 | 3N5738 | SPRING | 1 |
| 53 | 11083 | 3N5757 | SPRING | 1 |
| 54 | 11083 | SN2724 | BODY | 1 |
| 55 | 11083 | 2A4781 | BOLT | 5 |
| 56 | 11083 | 321268 | ELBOW | 5 |
| 57 | 11083 | 3D4603 | PLUG, PIPE | 2 |
| 58 | 11083 | 8S4710 | BOLT | 3 |
| END OF FIGURE | | | | |

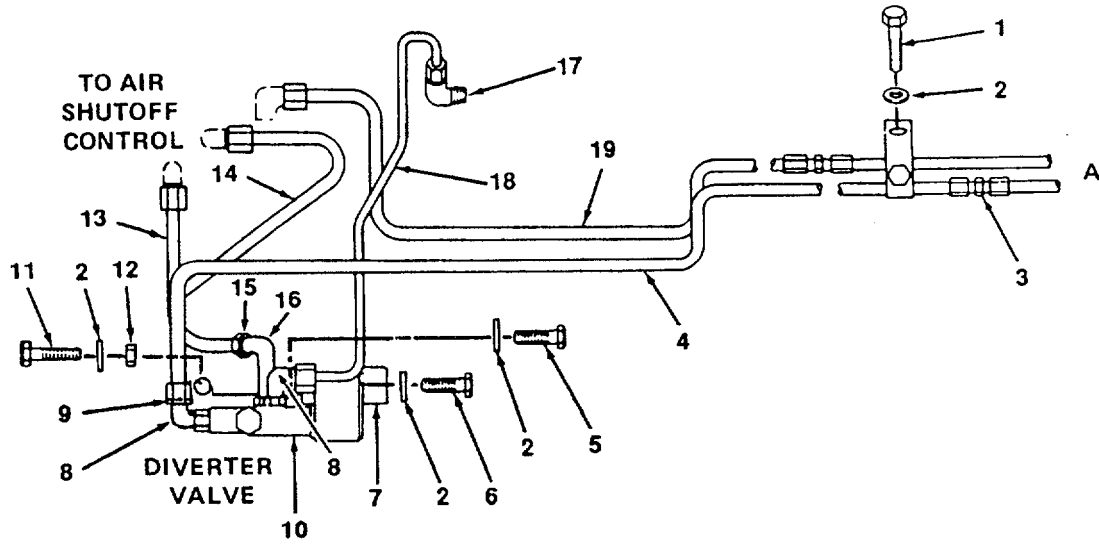


Figure 135. Valve Lines, Diverter (Sheet 1 of 2).

4833-135.1

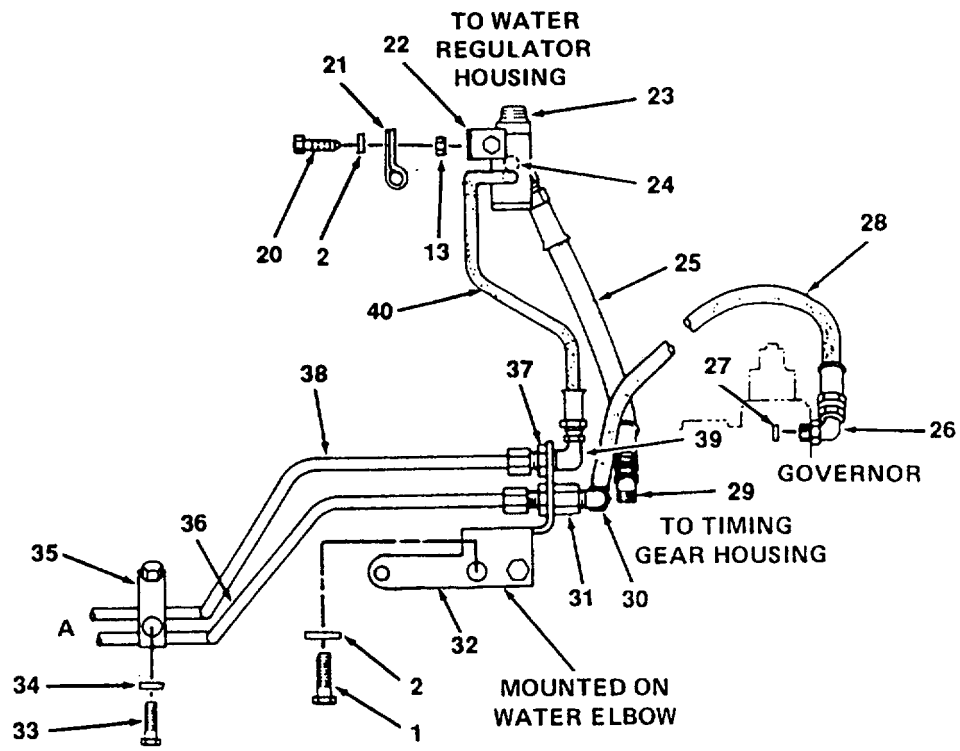


Figure 135 . Valve Lines, Diverter (Sheet 2 of 2).

| (1) ITEM NUMBER | (2) FSCM | (3) PART NUMBER | (4) DESCRIPTION USABLE ON CODE (UOC) | (5) QTY |
|-----------------------|-------------|-----------------------|---|------------|
| | | | FIG. 135 VALVE LINES, DIVERTER | |
| 1 | 11083 | 0L1351 | BOLT | 5 |
| 2 | 11083 | 5M2894 | WASHER | 11 |
| 3 | 11083 | 7K4129 | UNION | 2 |
| 4 | 11083 | 2W0634 | TUBE ASSEMBLY | 1 |
| 5 | 11083 | OS1594 | BOLT | 1 |
| 6 | 11083 | 3B1915 | BOLT | 1 |
| 7 | 11083 | 8N8506 | BRACKET | 1 |
| 8 | 11083 | 307947 | ELBOW | 3 |
| 9 | 11083 | 2R6806 | CONNECTOR | 1 |
| 10 | 11083 | 4W1775 | VALVE GP., DIVERTER | 1 |
| 11 | 11083 | OS1588 | BOLT | 1 |
| 12 | 11083 | 9S8752 | NUT | 2 |
| 13 | 11083 | 2W0633 | TUBE ASSEMBLY | 1 |
| 14 | 11083 | 2W0636 | TUBE ASSEMBLY | 1 |
| 15 | 11083 | 3J1907 | SEAL | 4 |
| 16 | 11083 | 6K9194 | ELBOW | 1 |
| 17 | 11083 | 321268 | ELBOW | 2 |
| 18 | 11083 | 2W0635 | TUBE ASSEMBLY | 1 |
| 19 | 11083 | 5N7781 | TUBE ASSEMBLY | 1 |
| 20 | 11083 | 1A2029 | BOLT | 1 |
| 21 | 11083 | 321267 | CONNECTOR | 1 |
| 22 | 11083 | 9M0766 | BRACKET | 1 |
| 23 | 11083 | 4L7108 | VALVE | 1 |
| 24 | 11083 | 5P7459 | CLIP, TAB | 1 |
| 25 | 11083 | 2W4331 | HOSE ASSEMBLY | 1 |
| 26 | 11083 | 307946 | ELBOW | 1 |
| 27 | 11083 | 3J7354 | SEAL | 1 |
| 28 | 11083 | 2V5956 | HOSE ASSEMBLY | 1 |
| 29 | 11083 | 016498 | ELBOW | 1 |
| 30 | 11083 | 6K1972 | ELBOW | 1 |
| 31 | 11083 | 5P4653 | CONNECTOR | 1 |
| 32 | 11083 | 8N8514 | BRACKET | 1 |
| 33 | 11083 | 4F7957 | BOLT | 3 |

| (1) ITEM NUMBER | (2) FSCM | (3) PART NUMBER | (4) DESCRIPTION AND USABLE ON CODE (UOC) | (5) QTY |
|-----------------------|-------------|-----------------------|--|------------|
| | | | FIG. 135 VALVE LINES, DIVERTER (CONI) | |
| 34 | 11083 | 5P0537 | WASHER | 3 |
| 35 | 11083 | 2W7703 | BRACKET | 3 |
| 36 | 11083 | 5N7782 | TUBE ASSEMBLY | 1 |
| 37 | 11083 | 2P1279 | LOCKNUT | 2 |
| 38 | 11083 | 8N8501 | TUBE ASSEMBLY | 1 |
| 39 | 11083 | 2P7215 | ELBOW | 1 |
| 40 | 11083 | 2W4332 | HOSE ASSEMBLY | 1 |
| | | | END OF FIGURE | |

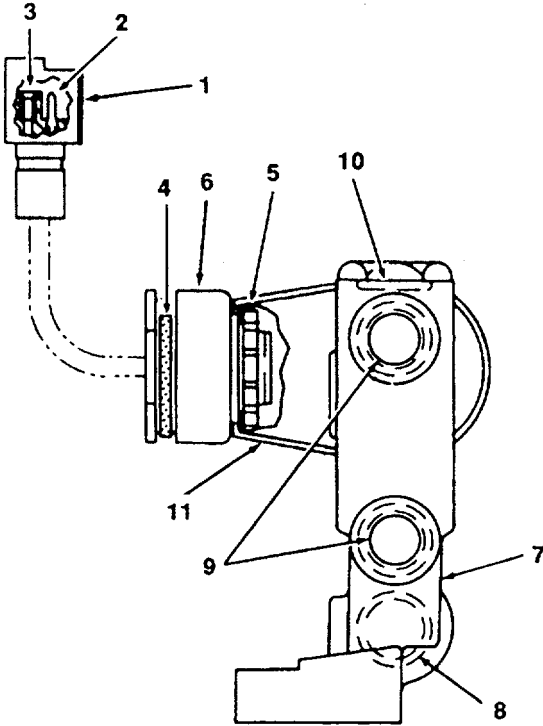


Figure 136. Valve, Diverter.

| (1) ITEM NUMBER | (2) FSCM | (3) PART NUMBER | (4) DESCRIPTION AND USABLE ON CODE (UOC) | (5) QTY |
|-----------------------|-------------|-----------------------|---|------------|
| | | | GROUP 19 ENGINE DIESEL GROUP | |
| | | | FIG. 136 VALVE, DIVERTER | |
| 1 | 11083 | 7N9738 | HOUSING | 1 |
| 2 | 11083 | 7N7780 | PIN | 1 |
| 3 | 11083 | 7N7779 | SOCKET | 1 |
| 4 | 11083 | 5N9073 | CLIP | 1 |
| 5 | 11083 | 3F2065 | LOCKNUT | 1 |
| 6 | 11083 | 5N8943 | ADAPTER | 1 |
| 7 | 11083 | 4W1705 | VALVE FP. | 1 |
| 8 | 11083 | 5P9757 | SEAL | 2 |
| 9 | 11083 | 8L2746 | SEAL | 2 |
| 10 | 11083 | 7L9061 | SEAL | 1 |
| 11 | 11083 | 7W0618 | OPERATOR ASSEMBLY | 1 |
| | | | END OF FIGURE | |

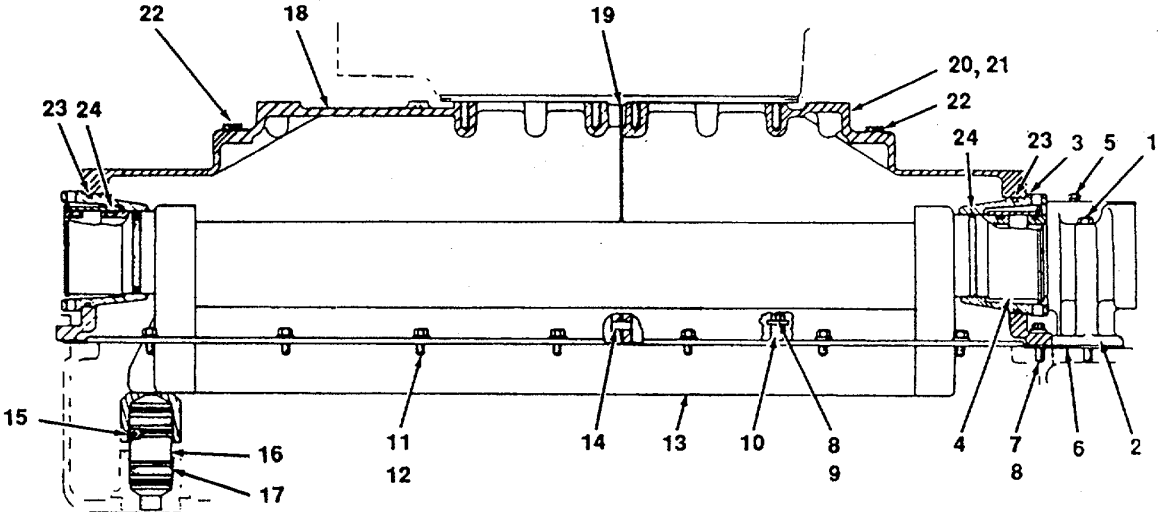


Figure 137 Aftercooler.

| (1) ITEM NUMBER | (2) FSCM | (3) PART NUMBER | (4) DESCRIPTION AND USABLE ON CODE (UOC) | (5) QTY |
|-------------------------------------|-------------|-----------------------|---|------------|
| GROUP 19 ENGINE DIESEL GROUP | | | | |
| FIG. 137 AFTERCOOLER | | | | |
| 1 | 11083 | 5F4899 | BOLT | 2 |
| 2 | 11083 | 8N9654 | ADAPATER | 1 |
| 3 | 11083 | 8N2409 | ADAPTER | 2 |
| 4 | 11083 | 1W5728 | SLEEVE | 2 |
| 5 | 11083 | 5M6213 | PLUG | 1 |
| 6 | 11083 | 1A9066 | GASKET | 1 |
| 7 | 11083 | 1T720 | BOLT | 12 |
| 8 | 11083 | 5M2894 | WASHER | 40 |
| 9 | 11083 | L1143 | BOLT | 28 |
| 10 | 11083 | 1W4955 | SPACER | 28 |
| 11 | 11083 | S1617 | BOLT | 14 |
| 12 | 11083 | 9M1974 | WASHER | 14 |
| 13 | 11083 | 8N4793 | CORE ASSEMBLY | 1 |
| 14 | 11083 | 4N684 | PIN | 2 |
| 15 | 11083 | 1M7913 | RING | 1 |
| 16 | 11083 | 1W5421 | CONNECTOR | 1 |
| 17 | 11083 | 4H1860 | SEAL | 2 |
| 18 | 11083 | 1W1260 | HOUSING | 1 |
| 19 | 11083 | 1W1253 | GASKET | 1 |
| 20 | 11083 | 1W1258 | HOUSING | 1 |
| 21 | 11083 | 8N2928 | GASKET | 1 |
| 22 | 11083 | 2B858 | PLUG | 4 |
| 23 | 11083 | 7M9909 | SEAL | 2 |
| 24 | 11083 | 6V1454 | SEAL | 6 |
| END OF FIGURE | | | | |

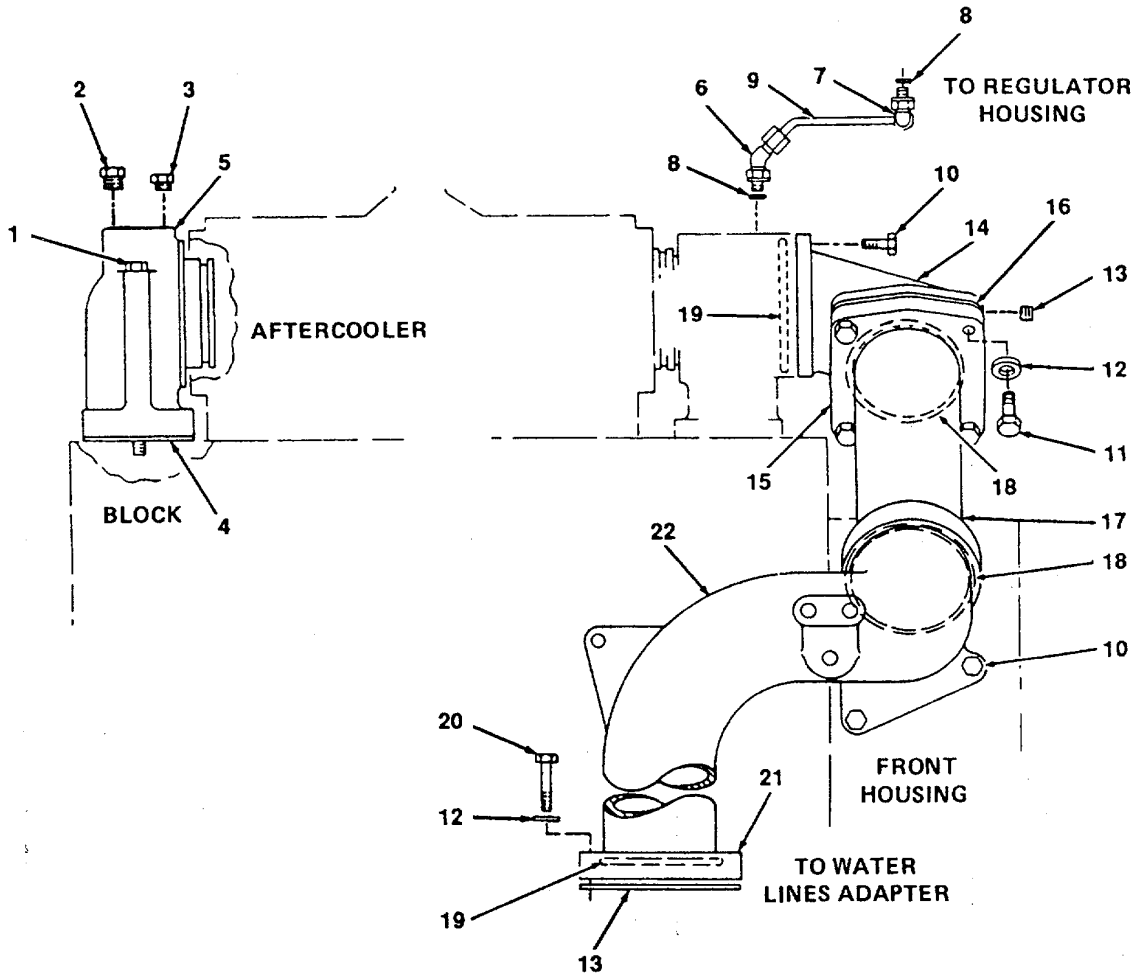


Figure 138. Water Lines, Aftercooler

| (1) ITEM NUMBER | (2) FSCM | (3) PART NUMBER | (4) DESCRIPTION AND USABLE ON CODE (UOC) | (5) QTY |
|--|-------------|-----------------------|---|------------|
| GROUP 19 ENGINE DIESEL GROUP | | | | |
| FIG. 138 WATER LINES, AFTERCOOLER | | | | |
| 1 | 11083 | 5F4899 | BOLT | 2 |
| 2 | 11083 | 3J5390 | PLUG | 1 |
| 3 | 11083 | 5M6213 | PLUG | 1 |
| 4 | 11083 | 1A9066 | GASKET | 1 |
| 5 | 11083 | 1W513 | ELBOW | 1 |
| 6 | 11083 | 307941 | ELBOW | 1 |
| 7 | 11083 | 307946 | ELBOW | 1 |
| 8 | 11083 | 3J7354 | SEAL | 2 |
| 9 | 11083 | 8N9050 | TUBE ASSEMBLY | 1 |
| 10 | 11083 | 1A2029 | BOLT | 5 |
| 11 | 11083 | S1571 | BOLT | 4 |
| 12 | 11083 | 5M2894 | WASHER | 8 |
| 13 | 11083 | 1B5174 | PLUG | 1 |
| 14 | 11083 | 8N9390 | ELBOW | 1 |
| 15 | 11083 | 8N1990 | FLANGE | 1 |
| 16 | 11083 | 4N1320 | GASKET | 2 |
| 17 | 11083 | 8N1989 | TUBE | 1 |
| 18 | 11083 | 6V1454 | SEAL | 2 |
| 19 | 11083 | 8H2046 | SEAL | 2 |
| 20 | 11083 | 2A4639 | BOLT | 4 |
| 21 | 11083 | 8N386 | FLANGE | 1 |
| 22 | 11083 | 1N4-087 | ELBOW | 1 |
| END OF FIGURE | | | | |

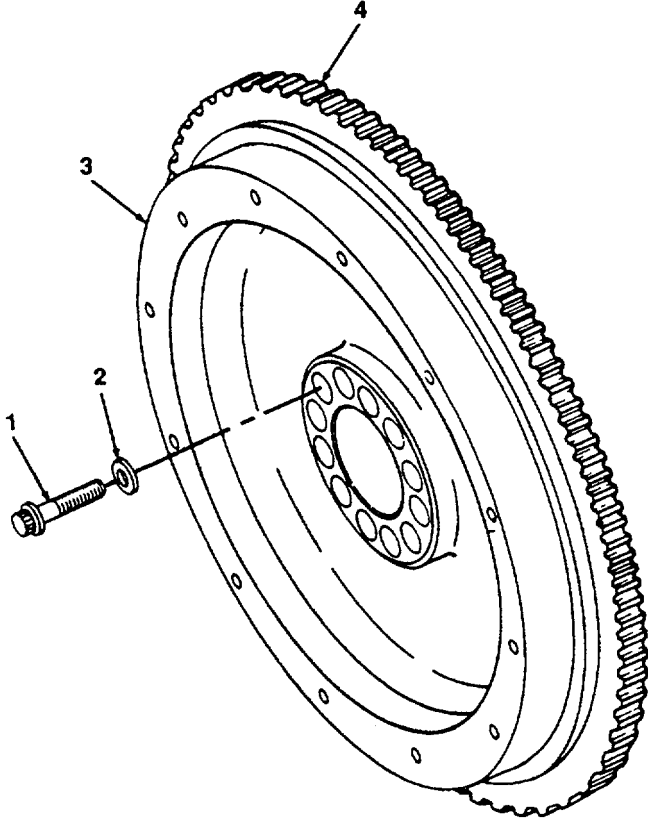


Figure 139. Flywheel Assembly.

| (1) ITEM NUMBER | (2) FSCM | (3) PART NUMBER | (4) DESCRIPTION AND USABLE ON CODE (UOC) | (5) QTY |
|-----------------------|-------------|-----------------------|---|------------|
| 1 | 11083 | 9S8893 | GROUP 19 ENGINE DIESEL GROUP | |
| 2 | 11083 | 5P8839 | FIG. 139 FLYWHEEL ASSEMBLY | |
| 3 | 11083 | 7N5014 | BOLT | 12 |
| 4 | 11083 | 1N5742 | WASHER | 12 |
| | | | FLYWHEEL ASSEMBLY | 1 |
| | | | GEAR, 83 TEETH | 1 |
| | | | END OF FIGURE | |

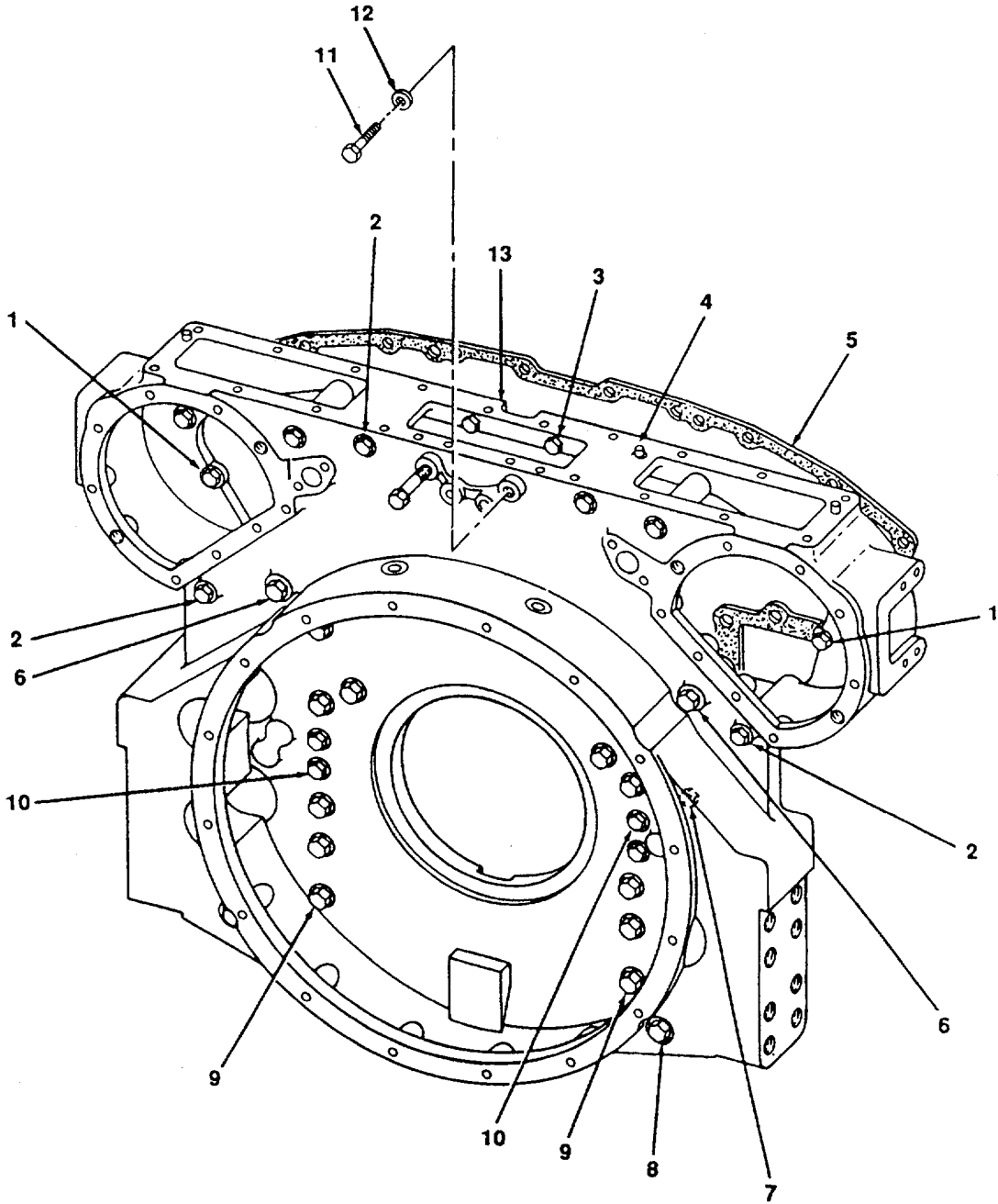


Figure 140. Housing, Flywheel.

| (1) ITEM NUMBER | (2) FSCM | (3) PART NUMBER | (4) DESCRIPTION AND USABLE ON CODE (UOC) | (5) QTY |
|-----------------------|-------------|-----------------------|---|------------|
| | | | GROUP 19 ENGINE DIESEL GROUP | |
| | | | FIG. 140 HOUSING, FLYWHEEL | |
| 1 | 11083 | 0S1595 | BOLT | 6 |
| 2 | 11083 | 1D4574 | BOLT | 6 |
| 3 | 11083 | 2B0947 | BOLT | 2 |
| 4 | 11083 | 7N2047 | DOWEL | 3 |
| 5 | 11083 | 7N3049 | GASKET | 1 |
| 6 | 11083 | 1D4597 | BOLT | 2 |
| 7 | 11083 | 5M6213 | PLUG | 1 |
| 8 | 11083 | 1D4602 | BOLT | 2 |
| 9 | 11083 | 1D4593 | BOLT | 12 |
| 10 | 11083 | 6F5282 | BOLT | 4 |
| 11 | 11083 | 0L1329 | BOLT | 2 |
| 12 | 11083 | 5P8245 | WASHER | 2 |
| 13 | 11083 | 4W4922 | HOUSING ASSEMBLY | 1 |
| | | | END OF FIGURE | |

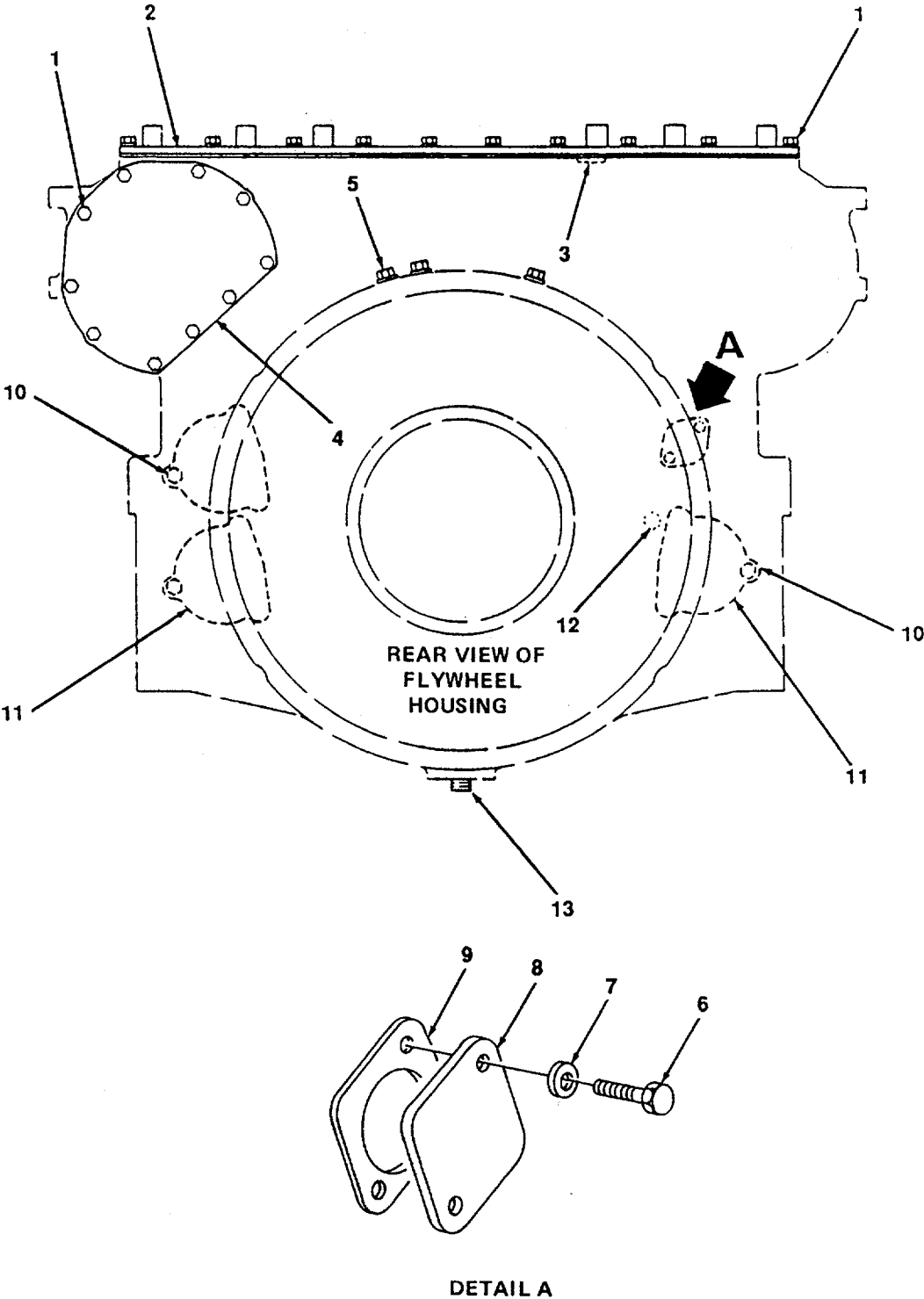


Figure 141. Housing Covers, Flywheel.

| (1) ITEM NUMBER | (2) FSCM | (3) PART NUMBER | (4) DESCRIPTION AND USABLE ON CODE (UOC) | (5) QTY |
|--|-------------|-----------------------|---|------------|
| GROUP 19 ENGINE DIESEL GROUP | | | | |
| FIG. 141 HOUSING COVERS, FLYWHEEL | | | | |
| 1 | 11083 | 0S1594 | BOLT | 28 |
| 2 | 11083 | 8N9211 | COVER ASSEMBLY | 1 |
| 3 | 11083 | 2J6274 | SEAL | 1 |
| 4 | 11083 | 7N4319 | COVER | 1 |
| 5 | 11083 | 5F0304 | PLUG | 3 |
| 6 | 11083 | 0L1352 | BOLT | 1 |
| 7 | 11083 | 5M2894 | WASHER | 30 |
| 8 | 11083 | 2P2772 | COVER | 1 |
| 9 | 11083 | 4N0933 | GASKET | 1 |
| 10 | 11083 | 4B4043 | BOLT | 9 |
| 11 | 11083 | 4N1114 | COVER | 3 |
| 12 | 11083 | 9S1343 | PLUG | 1 |
| 13 | 11083 | 3B0551 | PLUG | 1 |
| END OF FIGURE | | | | |

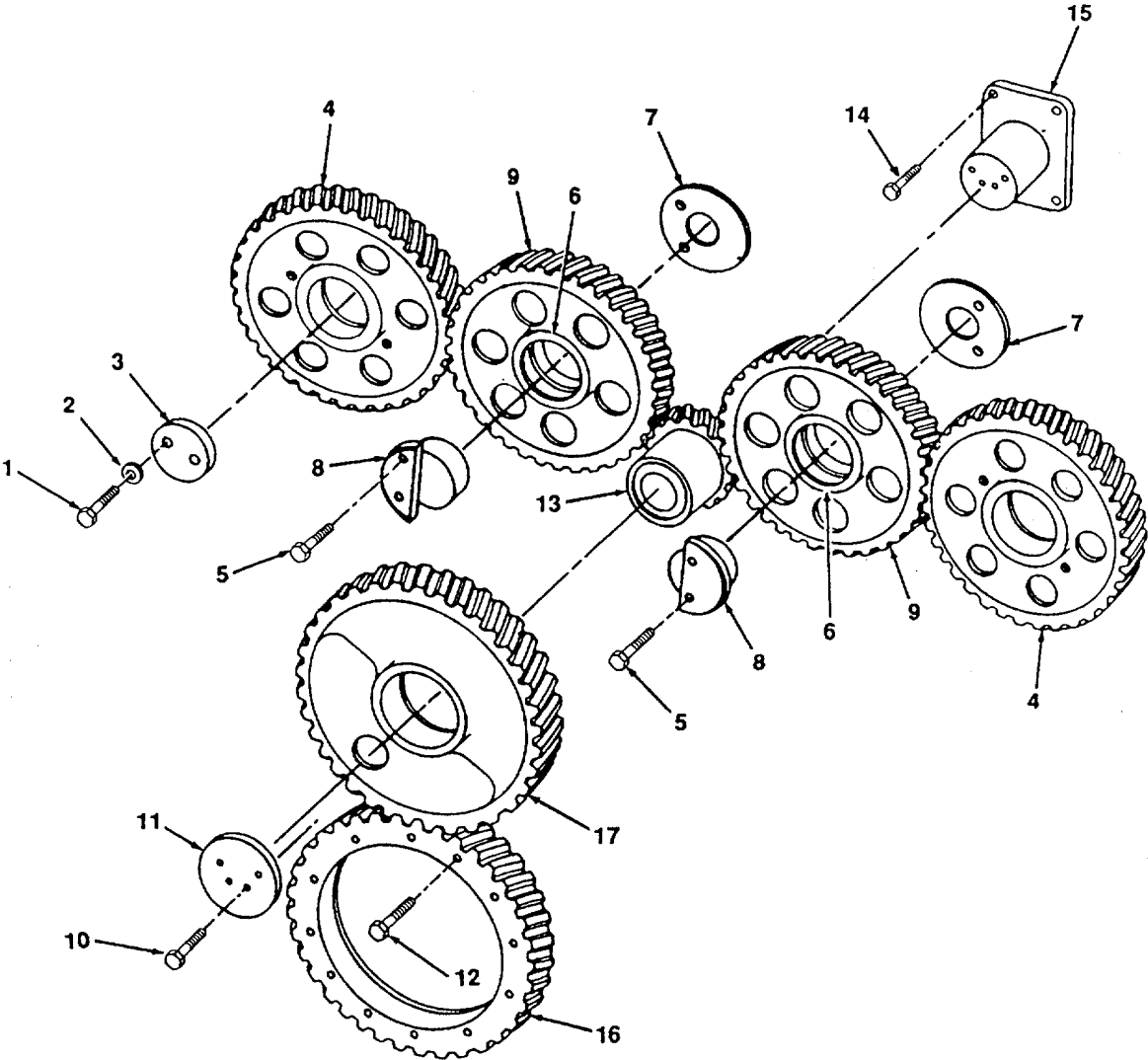


Figure 142. Rear Gear Group.

| (1) ITEM NUMBER | (2) FSCM | (3) PART NUMBER | (4) DESCRIPTION AND USABLE ON CODE (UOC) | (5) QTY |
|-------------------------------------|-------------|-----------------------|---|------------|
| GROUP 19 ENGINE DIESEL GROUP | | | | |
| FIG. 142 REAR GEAR GROUP | | | | |
| 1 | 11083 | 2B947 | BOLT | 2 |
| 2 | 11083 | 5P8245 | WASHER | 2 |
| 3 | 11083 | 7N5259 | PLATE | 1 |
| 4 | 11083 | 7N5261 | GEAR, CAMSHAFT DRIVE, 88 TEETH | 2 |
| 5 | 11083 | 1IA5822 | BOLT | 4 |
| 6 | 11083 | 7N5258 | BEARING | 1 |
| 7 | 11083 | 1IN3986 | WASHER | 2 |
| 8 | 11083 | 1N4054 | SHAFT | 2 |
| 9 | 11083 | 7N5257 | GEAR ASSEMBLY, CAMSHAFT IDLER, 88 TEETH | 2 |
| 10 | 11083 | L1351 | BOLT | 4 |
| 11 | 11083 | 7N5254 | PLATE | 1 |
| 12 | 11083 | 3S1307 | BOLT | 12 |
| 13 | 11083 | 7N6983 | BEARING | 1 |
| 14 | 11083 | S1595 | BOLT | 4 |
| 15 | 11083 | 7N7001 | SHAFT | 1 |
| 16 | 11083 | 8N6645 | GEAR, CRANKSHAFT, 92 TEETH | 1 |
| 17 | 11083 | 8N1266 | GEAR ASSY (CLUSTER IDLER) | 1 |
| END OF FIGURE | | | | |

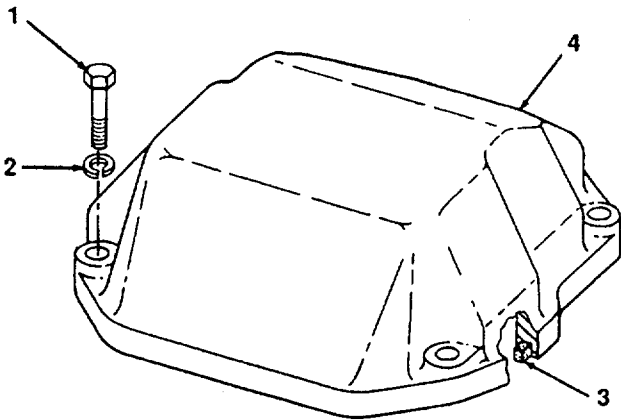


Figure 143. Valve Covers and Breather (Sheet 1 of 2).

4833-143.1

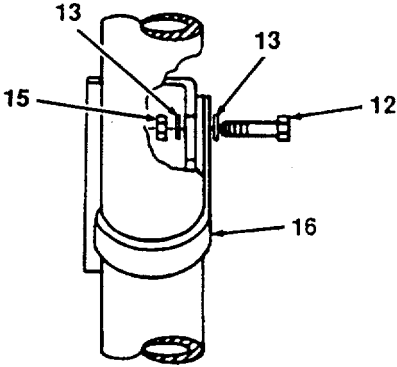
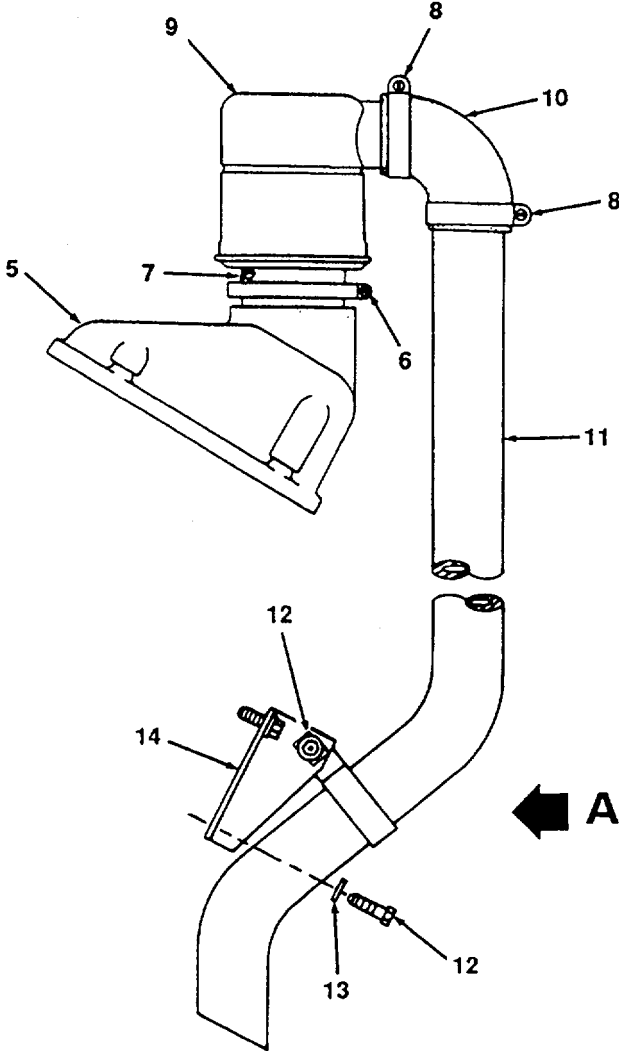


Figure 143. Valve Covers and Breather (Sheet 2 of 2).

| (1) ITEM NUMBER | (2) FSCM | (3) PART NUMBER | (4) DESCRIPTION AND USABLE ON CODE (UOC) | (5) QTY |
|--|-------------|-----------------------|---|------------|
| GROUP 19 ENGINE DIESEL GROUP | | | | |
| FIG. 143 VALVE COVER & BREATHER | | | | |
| 1 | 11083 | 9L8925 | BOLT, 31.75 MM (1.25 IN.) LONG OR | 4 |
| | 11083 | 1A9579 | BOLT, 38.1 MM (1.5 IN.) LONG | 4 |
| 2 | 11083 | 7H3937 | LOCKWASHER | 4 |
| 3 | 11083 | 5P5678 | SEAL, .8 M (31 IN.) | |
| 4 | 11083 | 7N2407 | COVER | 1 |
| 5 | 11083 | 4W1450 | COVER ASSEMBLY | 1 |
| 6 | 11083 | 4W3034 | CLAMP | 1 |
| 7 | 11083 | 5H8848 | SEAL | 1 |
| 8 | 11083 | 5P0597 | CLAMP | 2 |
| 9 | 11083 | 4W3027 | BREATHER ASSEMBLY | 1 |
| 10 | 11083 | 4W1546 | HOSE | 1 |
| 11 | 11083 | 4W4481 | TUBE | 1 |
| 12 | 11083 | 4L6454 | BOLT | 3 |
| 13 | 11083 | 5M2894 | WASHER | 4 |
| 14 | 11083 | 4M4433 | BRACKET | 1 |
| 15 | 11083 | 1D4717 | NUT | 1 |
| 16 | 11083 | 6V0268 | BRACKET | 1 |
| END OF FIGURE | | | | |

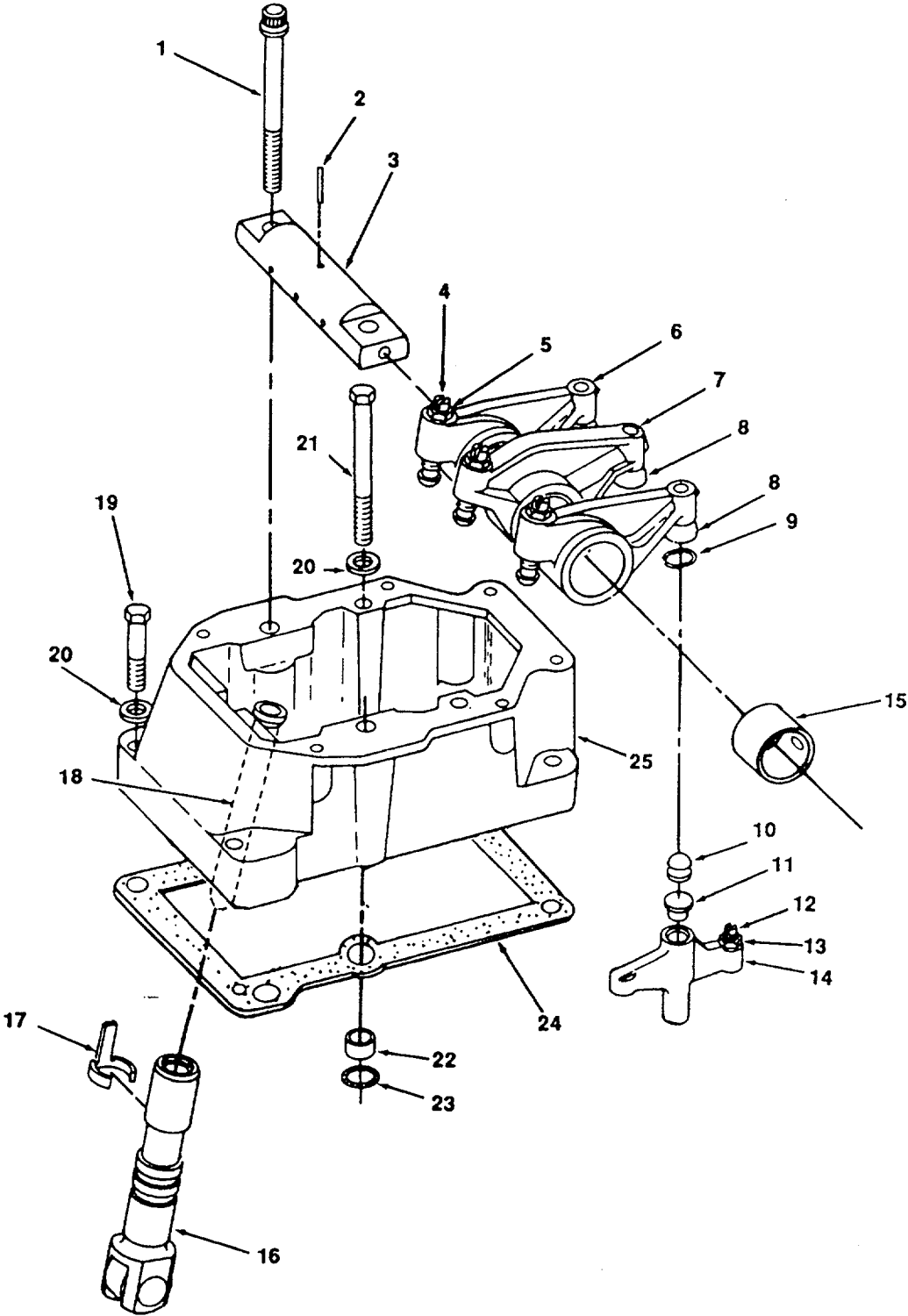


Figure 144. Push Rods and Valve Lifters.

| (1) ITEM NUMBER | (2) FSCM | (3) PART NUMBER | (4) DESCRIPTION AND USABLE ON CODE (UOC) | (5) QTY |
|-----------------------|-------------|-----------------------|---|------------|
| | | | GROUP 19 ENGINE DIESEL GROUP | |
| | | | FIG. 144 PUSH RODS AND VALVE LIFTERS | |
| 1 | 11083 | 5P8289 | BOLT | 2 |
| 2 | 11083 | 1W2421 | DOWEL | 1 |
| 3 | 11083 | 1W2422 | SHAFT ASSEMBLY | 1 |
| 4 | 11083 | 7N3413 | SCREW | 3 |
| 5 | 11083 | 3J9196 | NUT | 3 |
| 6 | 11083 | 8N7290 | ARM ASSEMBLY | 2 |
| 7 | 11083 | 8N7289 | ARM ASSEMBLY | 1 |
| 8 | 11083 | 8N7197 | SOCKET | 1 |
| 9 | 11083 | 9F7707 | RING | 3 |
| 10 | 11083 | 8F8858 | BUTTON | 3 |
| 11 | 11083 | 8N7191 | SEAT | 1 |
| 12 | 11083 | 2N5842 | SCREW | 2 |
| 13 | 11083 | 9L7712 | NUT | 2 |
| 14 | 11083 | 8N7292 | BRIDGE ASSEMBLY | 2 |
| 15 | 11083 | 1W6326 | BEARING | 1 |
| 16 | 11083 | 1W4235 | LIFTER ASSEMBLY | 3 |
| 17 | 11083 | 7N4782 | SPRING | 3 |
| 18 | 11083 | 7N3431 | ROD | 3 |
| 19 | 11083 | S1590 | BOLT | 4 |
| 20 | 11083 | 5M2894 | WASHER | 6 |
| 21 | 11083 | 1A5964 | BOLT | 2 |
| 22 | 11083 | 8N4387 | DOWEL | 2 |
| 23 | 11083 | 2J157 | SEAL | 2 |
| 24 | 11083 | 8N3969 | GASKET | 1 |
| 25 | 11083 | 1W1372 | BASE ASSEMBLY | 1 |
| | | | END OF FIGURE | |

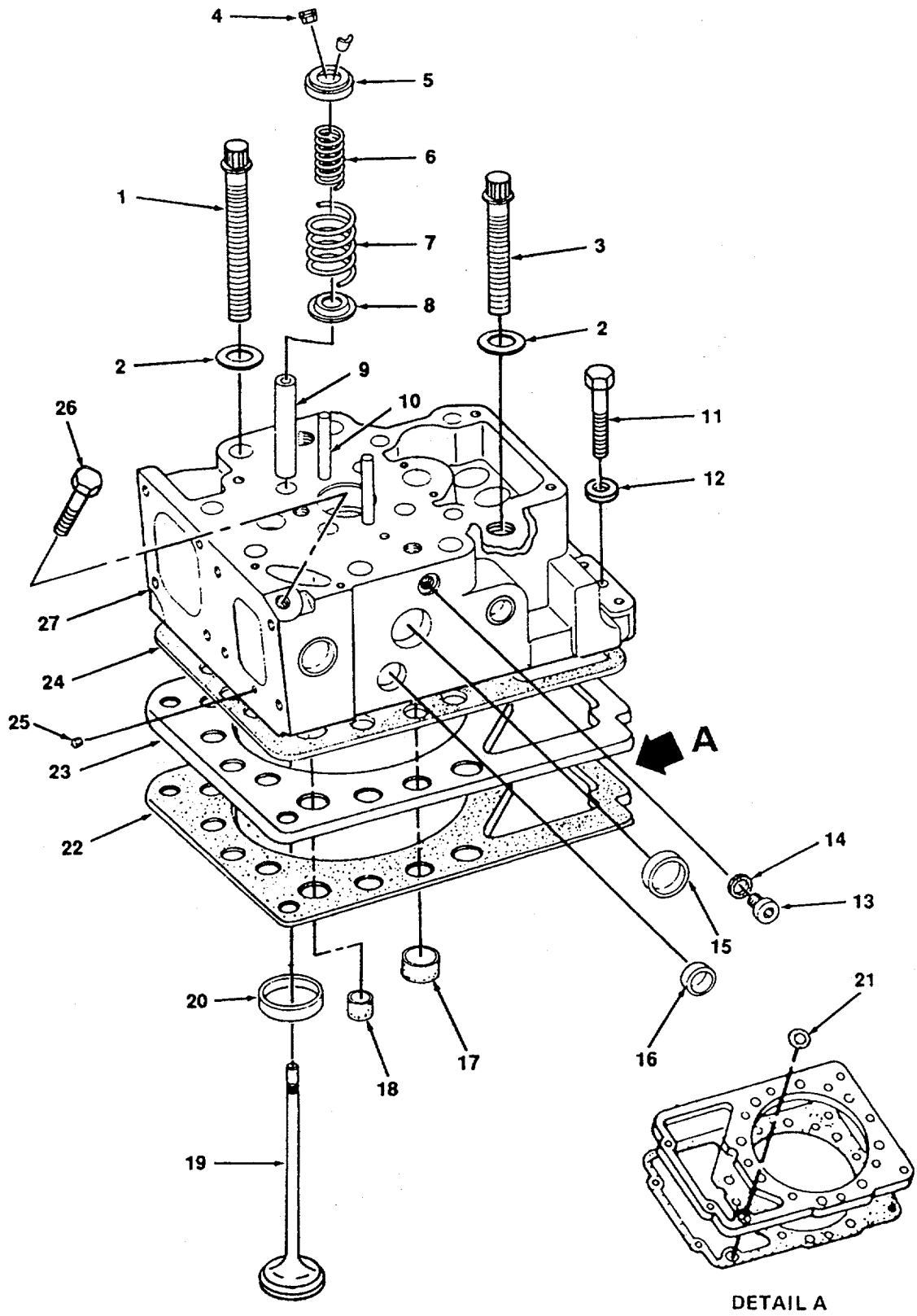


Figure 145. Cylinder Heads and Valve Assemblies.

| (1) ITEM NUMBER | (2) FSCM | (3) PART NUMBER | (4) DESCRIPTION AND USABLE ON CODE (UOC) | (5) QTY |
|-----------------------|-------------|-----------------------|---|------------|
| | | | GROUP 19 ENGINE DIESEL GROUP | |
| | | | FIG. 145 CYLINDER HEADS AND VALVE ASSEMBLIES | |
| 1 | 11083 | 7N1961 | BOLT | 6 |
| 2 | 11083 | 5P8248 | WASHER | 8 |
| 3 | 11083 | 7N1901 | BOLT | 2 |
| 4 | 11083 | 2A4429 | LOCK | 8 |
| 5 | 11083 | 7N7964 | ROTOCOIL ASSEMBLY | 4 |
| 6 | 11083 | 7N1903 | SPRING | 4 |
| 7 | 11083 | 7N1904 | SPRING | 4 |
| 8 | 11083 | 2W2662 | WASHER | 4 |
| 9 | 11083 | 7N1819 | GUIDE | 4 |
| 10 | 11083 | 7N1902 | DOWEL | 2 |
| 11 | 11083 | L2070 | BOLT | 2 |
| 12 | 11083 | 5M2894 | WASHER | 2 |
| 13 | 11083 | 98802 | PLUG | 8 |
| 14 | 11083 | 3J7354 | SEAL | 4 |
| 15 | 11083 | 3P1896 | PLUG | 3 |
| 16 | 11083 | 3B0623 | PLUG | 6 |
| 17 | 11083 | 2N6862 | SEAL | 4 |
| 18 | 11083 | 8N6833 | SEAL | 4 |
| 19 | 11083 | 4W6802 | VALVE | 4 |
| 20 | 11083 | 1W1801 | INSERT | 4 |
| 21 | 11083 | 2M4453 | SEAL | 16 |
| 22 | 11083 | 7N 1899 | GASKET | 8 |
| 23 | 11083 | 8N6864 | PLATE | 8 |
| 24 | 11083 | 7N2038 | GASKET | 8 |
| 25 | 11083 | 4D0514 | PLUG | 1 |
| 26 | 11083 | 5B7890 | PLUG | 1 |
| 27 | 11083 | 8N7172 | HEAD GROUP | 1 |
| | | | END OF FIGURE | |

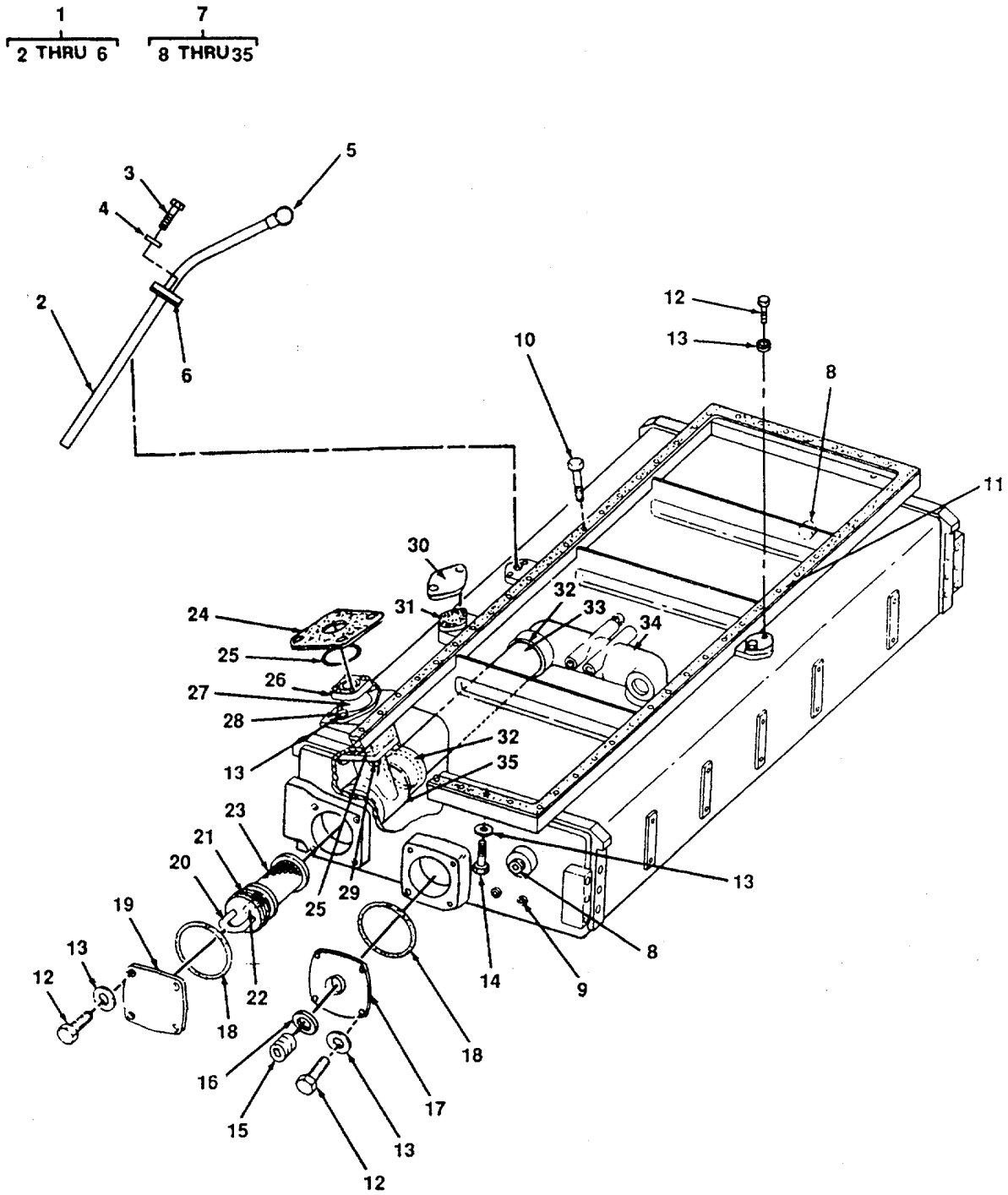


Figure 146. Oil Pan Assembly and Oil Level Gage.

| (1) ITEM NUMBER | (2) FSCM | (3) PART NUMBER | (4) DESCRIPTION AND USABLE ON CODE (UOC) | (5) QTY |
|-----------------------|-------------|-----------------------|---|------------|
| | | | GROUP 19 ENGINE DIESEL GROUP | |
| | | | FIG. 146 OIL PAN ASSEMBLY AND OIL LEVEL GAGE | |
| 1 | 11083 | 8N7233 | OIL LEVEL GAUGE GROUP | 1 |
| 2 | 11083 | IN3183 | TUBE ASSEMBLY | 1 |
| 3 | 11083 | S1594 | BOLT | 2 |
| 4 | 11083 | 5M2894 | WASHER | 2 |
| 5 | 11083 | 2W771 | GAUGE ASSEMBLY | 1 |
| 6 | 11083 | 4F3765 | GASKET | 1 |
| 7 | 11083 | 7N6902 | OIL PAN GROUP | 1 |
| 8 | 11083 | 3B551 | PLUG | 2 |
| 9 | 11083 | 2B858 | PLUG | 2 |
| 10 | 11083 | T65 | BOLT | 26 |
| 11 | 11083 | AN1320 | GASKET | 1 |
| 12 | 11083 | S1594 | BOLT | 16 |
| 13 | 11083 | 5M2894 | WASHER | 45 |
| 14 | 11083 | L2070 | BOLT | 18 |
| 15 | 11083 | 4B2363 | PLUG | 2 |
| 16 | 11083 | 6F4868 | GASKET | 2 |
| 17 | 11083 | 7N6387 | COVER | 1 |
| 18 | 11083 | 6V4314 | SEAL | 2 |
| 19 | 11083 | 7N6388 | COVER | 1 |
| 20 | 11083 | 1W1563 | HANDLE | 1 |
| 21 | 11083 | 6V4315 | SEAL | 2 |
| 22 | 11083 | L1351 | BOLT | 1 |
| 23 | 11083 | 1W1564 | SCREEN ASSEMBLY | 1 |
| 24 | 11083 | 3P654 | SEAL | 1 |
| 25 | 11083 | 6V973 | SEAL | 2 |
| 26 | 11083 | 1W7278 | CONNECTOR | 1 |
| 27 | 11083 | 8N386 | FLANGE | 1 |
| 28 | 11083 | 2A4639 | BOLT | 4 |
| 29 | 11083 | S1588 | BOLT | 6 |
| 30 | 11083 | 4B3140 | COVER | 1 |
| 31 | 11083 | 8L1480 | GASKET | 1 |
| 32 | 11083 | 5P5700 | SEAL | 4 |

| (1) ITEM NUMBER | (2) FSCM | (3) PART NUMBER | (4) DESCRIPTION AND USABLE ON CODE (UOC) | (5) QTY |
|-----------------------|-------------------------|----------------------------|--|-------------|
| 33 34 35 | 11083 11083 11083 | IN4666 IN3146 IN3150 | FIG. 146 OIL PAN ASSEMBLY AND OIL LEVEL GAGE (CONT) TUBE BELL HOUSING END OF FIGURE | 1 1 1 |

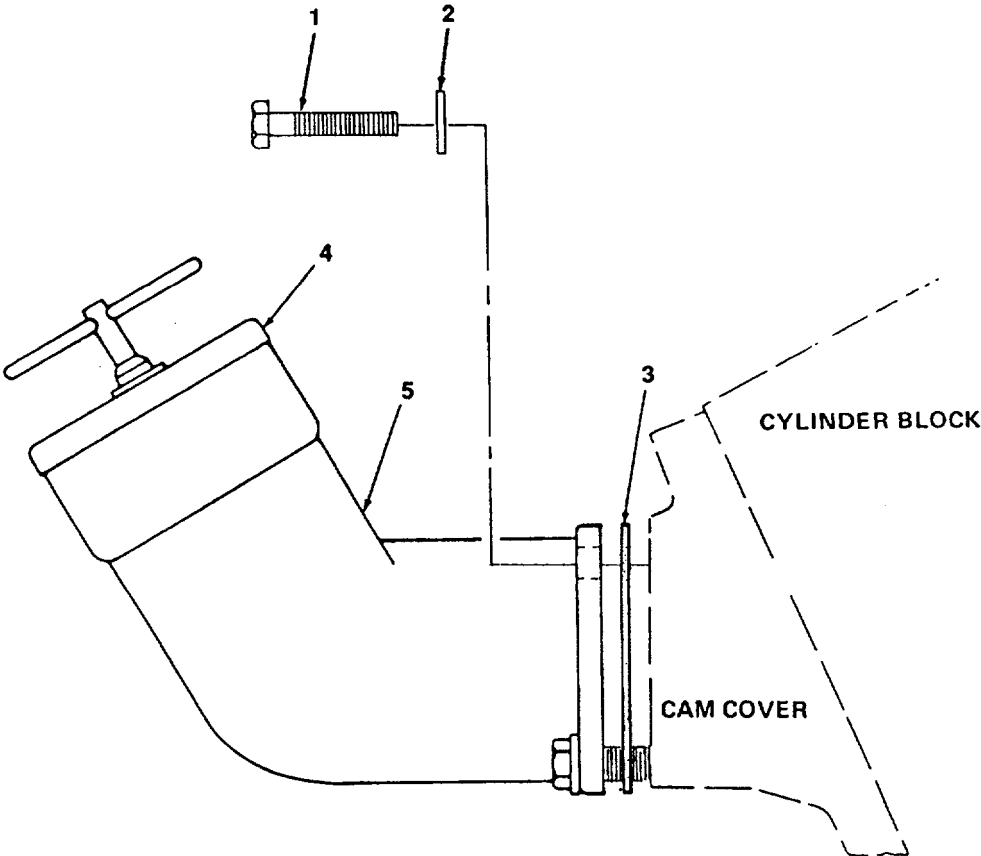


Figure 147. Oil Filler Tube.

| (1) ITEM NUMBER | (2) FSCM | (3) PART NUMBER | (4) DESCRIPTION AND USABLE ON CODE (UOC) | (5) QTY |
|-----------------------|-------------|-----------------------|---|------------|
| | | | GROUP 19 ENGINE DIESEL GROUP | |
| | | | FIG. 147 OIL FILLER TUBE | |
| 1 | 11083 | S1588 | BOLT | 4 |
| 2 | 11083 | 5M2894 | WASHER | 4 |
| 3 | 11083 | 7L2905 | GASKET | 1 |
| 4 | 11083 | 7L4447 | CAP ASSEMBLY | 1 |
| 5 | 11083 | 7N5336 | ELBOW | 1 |
| | | | END OF FIGURE | |

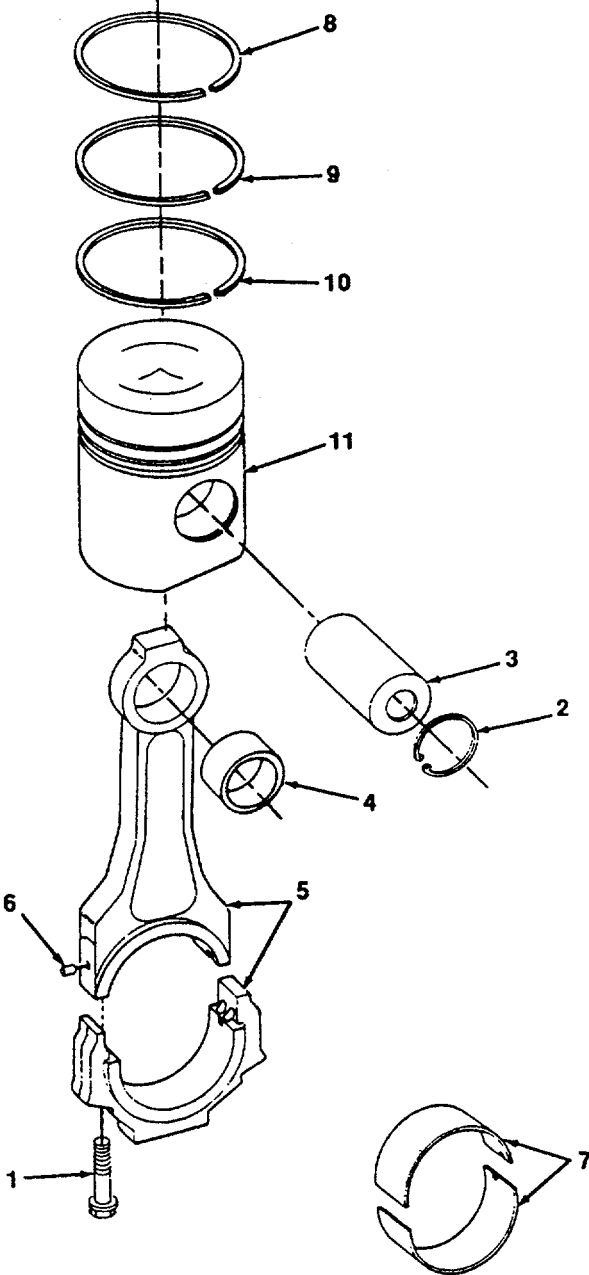


Figure 148. Pistons and Connecting Rods.

| (1) ITEM NUMBER | (2) FSCM | (3) PART NUMBER | (4) DESCRIPTION AND USABLE ON CODE (UOC) | (5) QTY |
|---|-------------|-----------------------|---|------------|
| GROUP 19 ENGINE DIESEL GROUP | | | | |
| FIG. 148 PISTONS AND CONNECTING RODS | | | | |
| 1 | 11083 | 7N2405 | BOLT | 4 |
| 2 | 11083 | 8N7296 | RETAINER | 2 |
| 3 | 11083 | 7N2393 | PIN | 1 |
| 4 | 11083 | 1W9166 | BEARING | 1 |
| 5 | 11083 | 1W4800 | ROD ASSEMBLY | 1 |
| 6 | 11083 | 7N2043 | PIN | 1 |
| 7 | 11083 | 72N239A | BEARING, STANDARD | 1 |
| 8 | 11083 | 8N1233 | RING, TOP | 1 |
| 9 | 11083 | 8N7810 | RING, INTERMEDIATE | 1 |
| 10 | 11083 | 7W2221 | RING, OIL | 1 |
| 11 | 11083 | 8N7963 | PISTON GP. | 1 |
| END OF FIGURE | | | | |

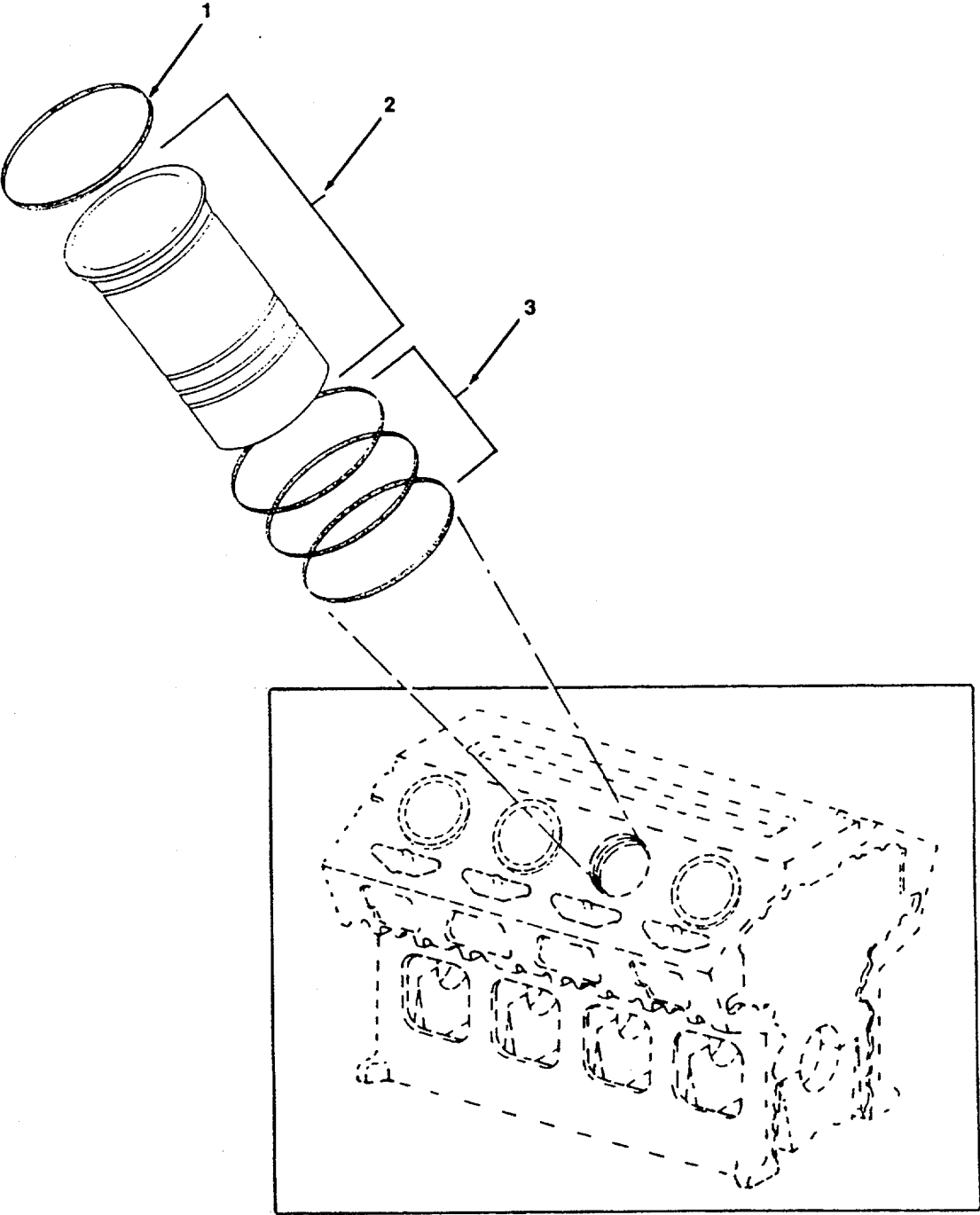


Figure 149. Liners, Cylinders.

| (1) ITEM NUMBER | (2) FSCM | (3) PART NUMBER | (4) DESCRIPTION AND USABLE ON CODE (UOC) | (5) QTY |
|-----------------------|-------------------------|----------------------------|--|--------------|
| 1 2 3 | 11083 11083 11083 | 8N4707 8N6861 7N2046 | GROUP 19 ENGINE DIESEL GROUP FIG. 149 LINERS, CYLINDERS BAND LINER SEAL END OF FIGURE | 8 8 24 |

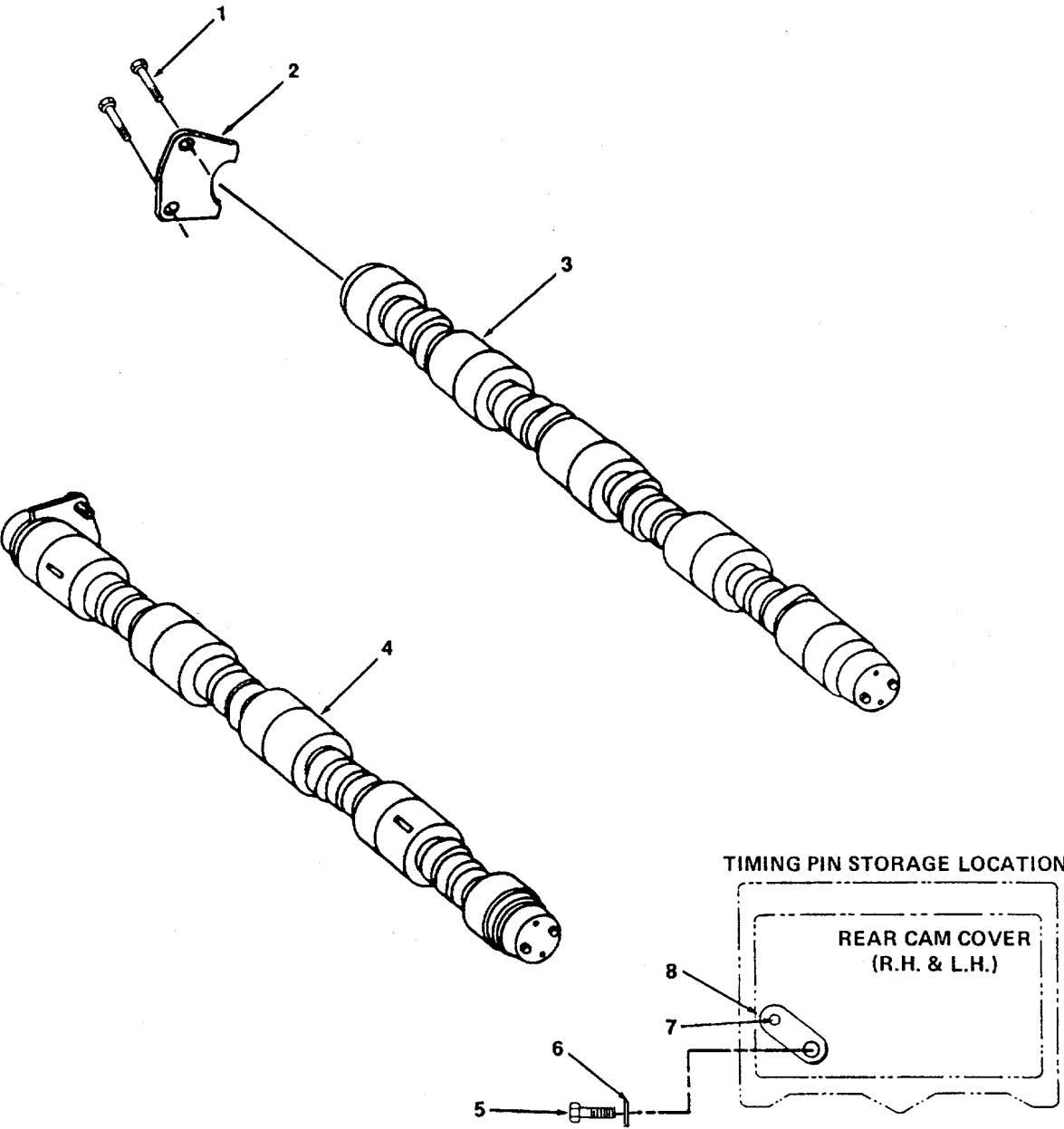


Figure 150. Camshaft.

| (1) ITEM NUMBER | (2) FSCM | (3) PART NUMBER | (4) DESCRIPTION AND USABLE ON CODE (UOC) | (5) QTY |
|-----------------------|-------------|-----------------------|---|------------|
| | | | GROUP 19 ENGINE DIESEL GROUP | |
| | | | FIG. 150 CAMSHAFT | |
| 1 | 11083 | 0L1351 | BOLT | 4 |
| 2 | 11083 | 7N3218 | WASHER | 2 |
| 3 | 11083 | 8N9841 | CAMSHAFT, L.H. | 1 |
| 4 | 11083 | 8N9840 | CAMSHAFT, R.H. | 1 |
| 5 | 11083 | 0S0509 | BOLT | 2 |
| 6 | 11083 | 5M2894 | WASHER | 2 |
| 7 | 11083 | 1T0679 | ROLLER | 1 |
| 8 | 11083 | 8N9991 | PLATE ASSEMBLY | 2 |
| | | | END OF FIGURE | |

1
2 THRU 6

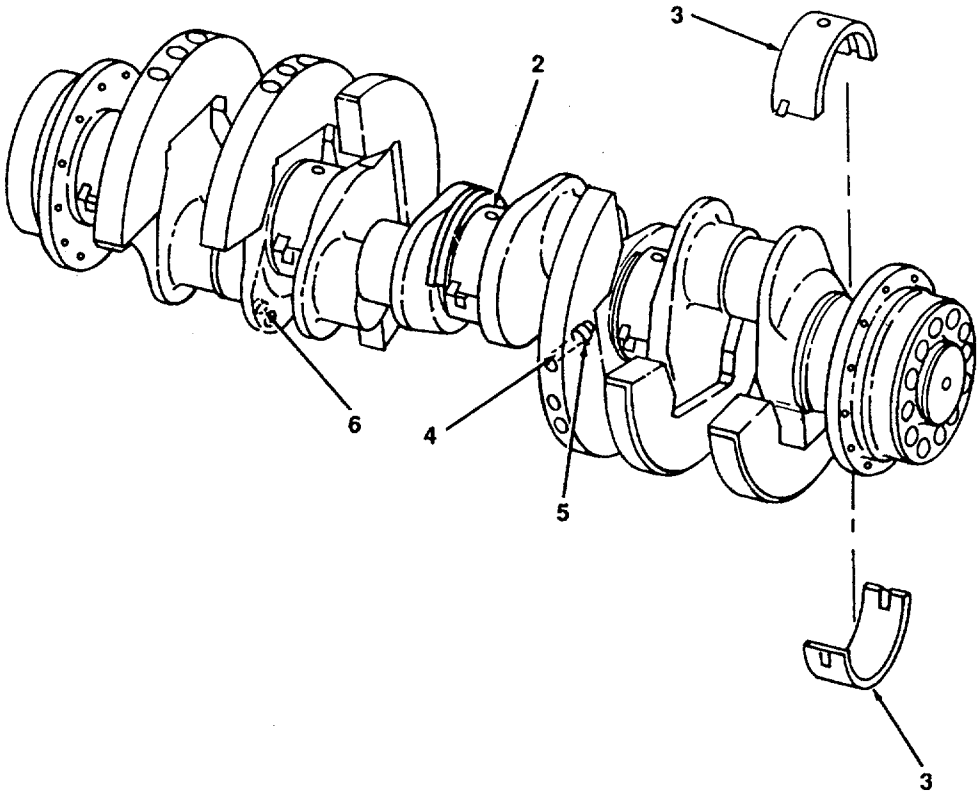


Figure 151. Crankshaft and Bearings.

| (1) ITEM NUMBER | (2) FSCM | (3) PART NUMBER | (4) DESCRIPTION AND USABLE ON CODE (UOC) | (5) QTY |
|-----------------------|-------------|-----------------------|---|------------|
| | | | GROUP 19 ENGINE DIESEL GROUP | |
| | | | FIG. 151 CRANKSHAFT AND BEARINGS | |
| 1 | 11083 | 8N9783 | CRANKSHAFT ASSEMBLY | 1 |
| 2 | 11083 | 8N8331 | PLATE | 2 |
| 3 | 11083 | 1W7503 | BEARING | 5 |
| 4 | 11083 | 1N3212 | BOLT | 18 |
| 5 | 11083 | 7N2003 | DOWEL | 12 |
| 6 | 11083 | 7H3171 | PLUG | 5 |
| | | | END OF FIGURE | |

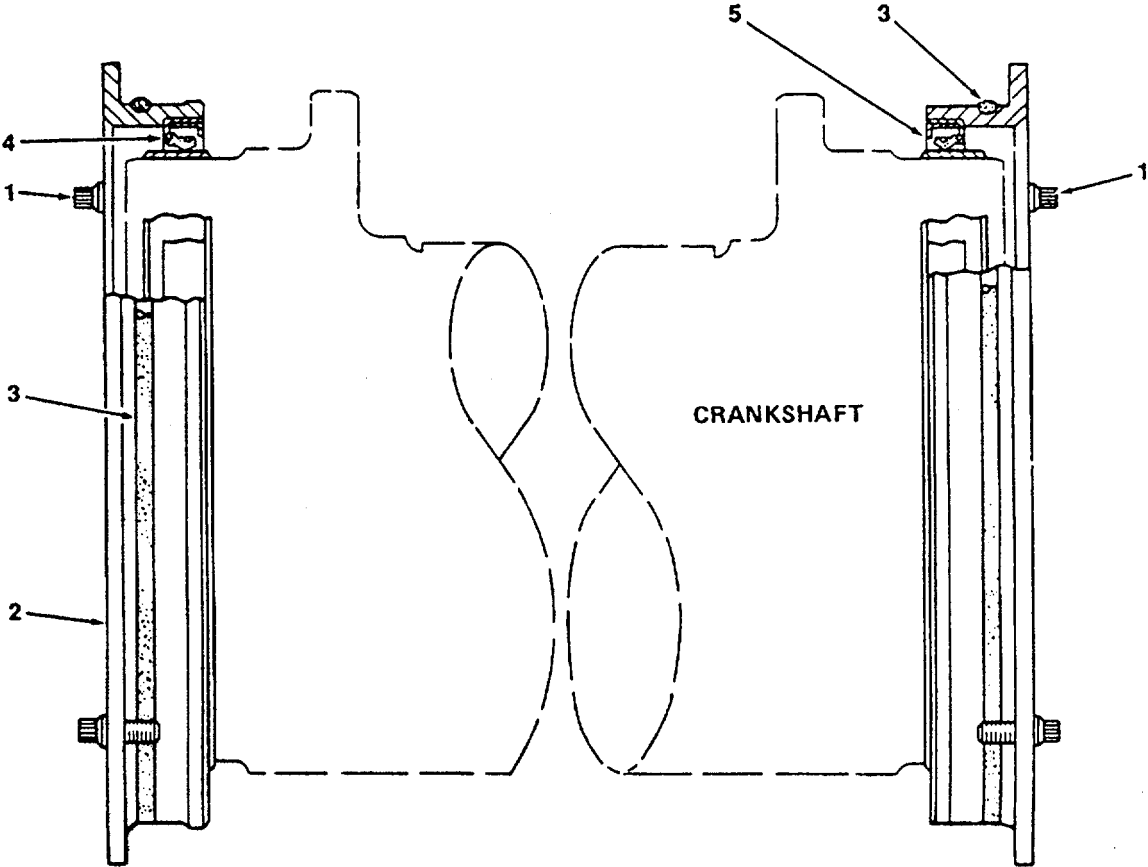


Figure 152. Crankshaft Seals.

| (1) ITEM NUMBER | (2) FSCM | (3) PART NUMBER | (4) DESCRIPTION AND USABLE ON CODE (UOC) | (5) QTY |
|-----------------------|-------------|-----------------------|---|------------|
| 1 | 11083 | 1T416 | GROUP 19 ENGINE DIESEL GROUP | |
| | | | FIG. 152 CRANKSHAFT SEALS | |
| 2 | 11083 | 110831W5204 | BOLT | 8 |
| 3 | 11083 | 3S3074 | ADAPTER | 2 |
| 4 | 11083 | 1W6977 | SEAL, CRANKSHAFT | 2 |
| 5 | 11083 | 1W6974 | SEAL GROUP | 1 |
| | | | SEAL GROUP, CRANKSHAFT | 1 |
| | | | END OF FIGURE | |

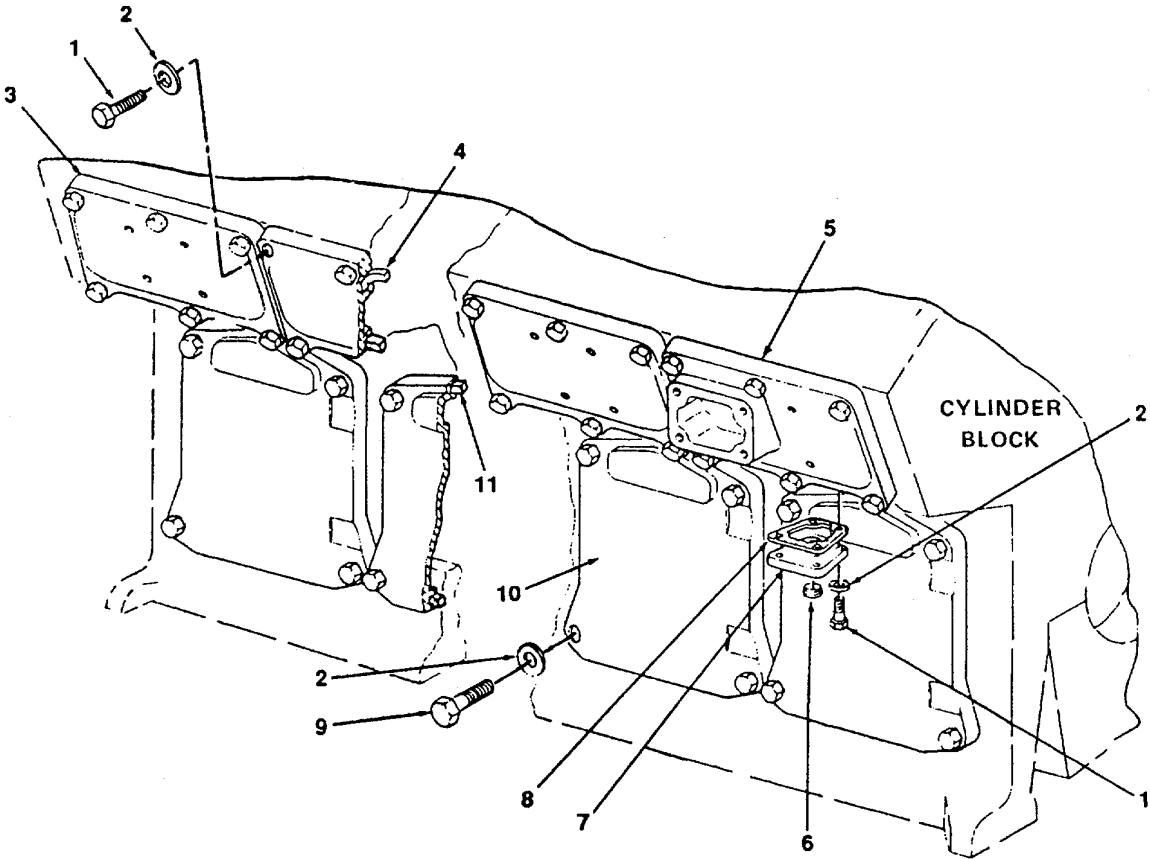


Figure 153. Engine Block Side Covers.

| (1) ITEM NUMBER | (2) FSCM | (3) PART NUMBER | (4) DESCRIPTION USABLE ON CODE (UOC) | (5) QTY |
|--|-------------|-----------------------|---|------------|
| GROUP 19 ENGINE DIESEL GROUP | | | | |
| FIG. 153 ENGINE BLOCK SIDE COVERS | | | | |
| 1 | 11083 | 0S1594 | BOLT | 60 |
| 2 | 11083 | 5M2894 | WASHER | 92 |
| 3 | 11083 | 8N9992 | COVER | 7 |
| 4 | 11083 | 2W2072 | SEAL | 8 |
| 5 | 11083 | 8N9993 | COVER | 1 |
| 6 | 11083 | 3B0551 | PLUG | 3 |
| 7 | 11083 | 7N3298 | COVER | 3 |
| 8 | 11083 | 7N4945 | GASKET | 3 |
| 9 | 11083 | 0L1351 | BOLT | 32 |
| 10 | 11083 | 1N2914 | COVER | 8 |
| 11 | 11083 | 2W2073 | SEAL | 8 |
| END OF FIGURE | | | | |

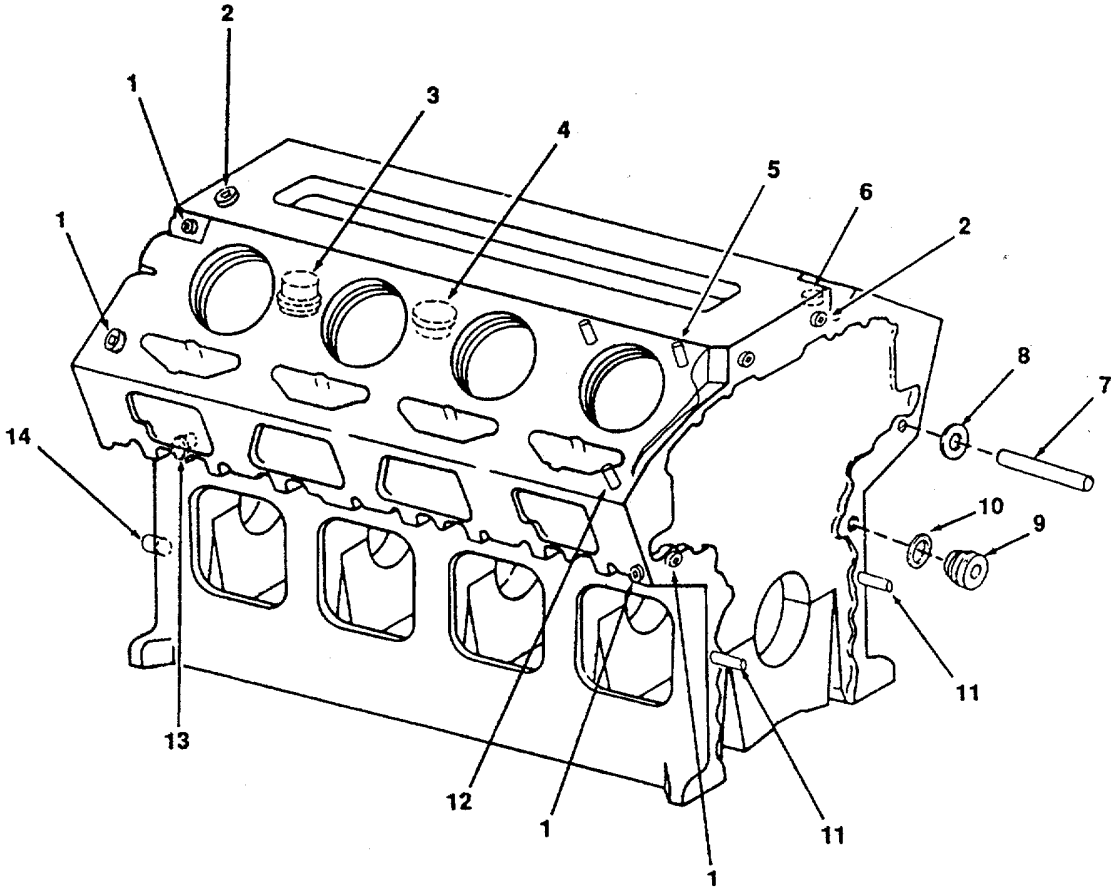


Figure 154. Engine Block (Sheet 1 of 2).

4833-154.1

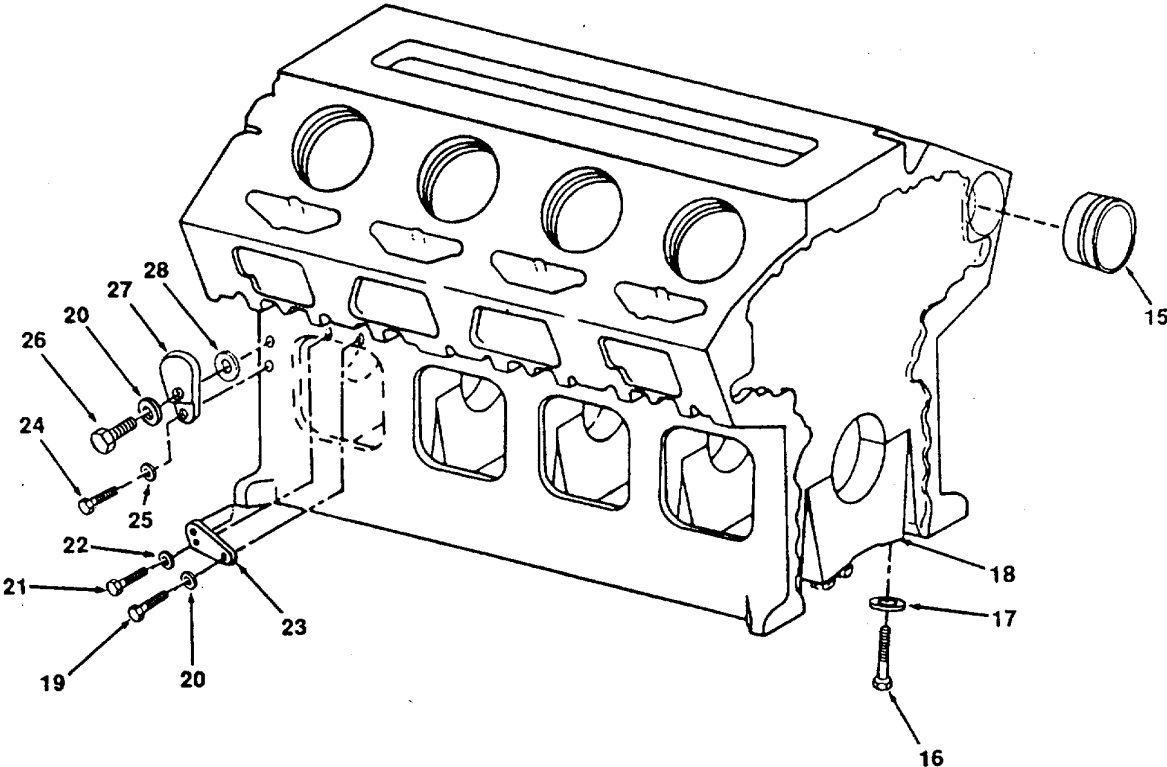


Figure 154. Engine Block (Sheet 2 of 2).

4833-154.2

| (1) ITEM NUMBER | (2) FSCM | (3) PART NUMBER | (4) DESCRIPTION USABLE ON CODE (UOC) | (5) QTY |
|-------------------------------------|-------------|-----------------------|---|------------|
| GROUP 19 ENGINE DIESEL GROUP | | | | |
| FIG. 154 ENGINE BLOCK | | | | |
| 1 | 11083 | 7H3171 | PLUG | 20 |
| 2 | 11083 | 2B0858 | PLUG | 3 |
| 3 | 11083 | 1W5420 | ADAPTER | 1 |
| 4 | 11083 | 7N2042 | PLUG | 3 |
| 5 | 11083 | 8T0099 | DOWEL | 16 |
| 6 | 11083 | 1B5174 | PLUG | 2 |
| 7 | 11083 | 7N2047 | DOWEL | 2 |
| 8 | 11083 | 2J6274 | SEAL | 3 |
| 9 | 11083 | 2W2940 | PLUG | 8 |
| 10 | 11083 | 6V3348 | SEAL | 8 |
| 11 | 11083 | 7N2044 | DOWEL | 2 |
| 12 | 11083 | 7N2049 | DOWEL | 8 |
| 13 | 11083 | 5M6213 | PLUG | 5 |
| 14 | 11083 | 4N0683 | DOWEL | 2 |
| 15 | 11083 | 7N2048 | BEARING | 10 |
| 16 | 11083 | 5P8288 | BOLT | 20 |
| 17 | 11083 | 6P8248 | WASHER | 20 |
| 18 | 11083 | 8N8216 | CAP | 5 |
| 19 | 11083 | 0T0102 | BOLT | 8 |
| 20 | 11083 | 5M2894 | WASHER | 9 |
| 21 | 11083 | 1B2790 | BOLT | 8 |
| 22 | 11083 | 9M1974 | WASHER | 8 |
| 23 | 11083 | 1W4188 | RETAINER ASSEMBLY | 8 |
| 24 | 11083 | 0S1585 | BOLT | 1 |
| 25 | 11083 | 5P8245 | WASHER | 1 |
| 26 | 11083 | 1A2029 | BOLT | 1 |
| 27 | 11083 | 8N8056 | COVER | 1 |
| 28 | 11083 | 6F6673 | SEAL | 1 |
| END OF FIGURE | | | | |

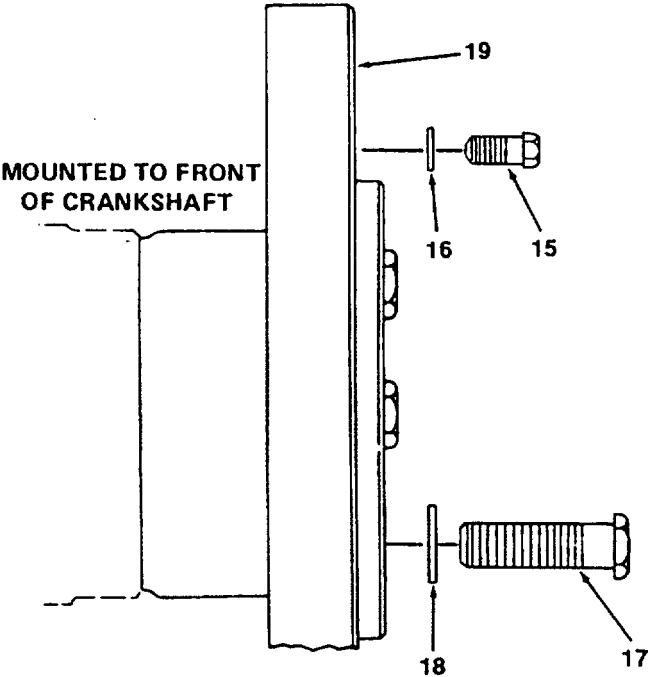
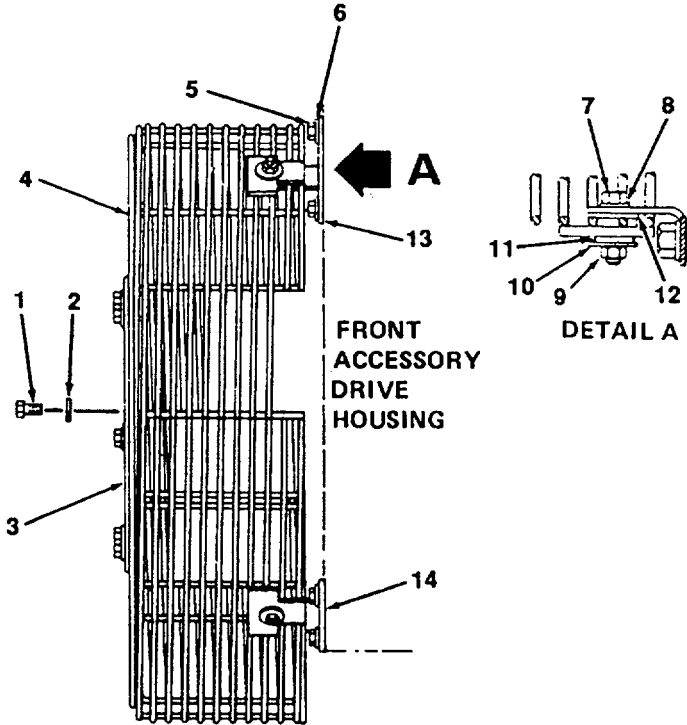


Figure 155. Vibration Damper and Guard.

| (1) ITEM NUMBER | (2) FSCM | (3) PART NUMBER | (4) DESCRIPTION USABLE ON CODE (UOC) | (5) QTY |
|-----------------------|-------------|-----------------------|--|------------|
| | | | GROUP 19 ENGINE DIESEL GROUP | |
| | | | FIG. 155 VIBRATION DAMPER AND GUARD | |
| 1 | 11083 | 308535 | BOLT | 6 |
| 2 | 11083 | 9L932 | WASHER | 6 |
| 3 | 11083 | 8J8919 | PLATE | 1 |
| 4 | 11083 | 1W4923 | GUARD ASSEMBLY | 1 |
| 5 | 11083 | 0S1621 | BOLT | 8 |
| 6 | 11083 | 5P8245 | WASHER | 8 |
| 7 | 11083 | 3B1915 | BOLT | 4 |
| 8 | 11083 | 5M2894 | WASHER | 4 |
| 9 | 11083 | 1D4717 | NUT | 4 |
| 10 | 11083 | 9L9132 | WASHER | 4 |
| 11 | 11083 | 1P7115 | GROMMET | 4 |
| 12 | 11083 | 3F1417 | WASHER | 4 |
| 13 | 11083 | 7W3032 | BRACKET (LONG) | 2 |
| 14 | 11083 | 7W3031 | BRACKET (SHORT) | 2 |
| 15 | 11083 | 7B3235 | BOLT | 10 |
| 16 | 11083 | 2M0849 | WASHER | 10 |
| 17 | 11083 | 8S4757 | BOLT | 6 |
| 18 | 11083 | 5P8250 | WASHER | 6 |
| 19 | 11083 | 8N6392 | DAMPER ASSEMBLY | 1 |
| | | | END OF FIGURE | |

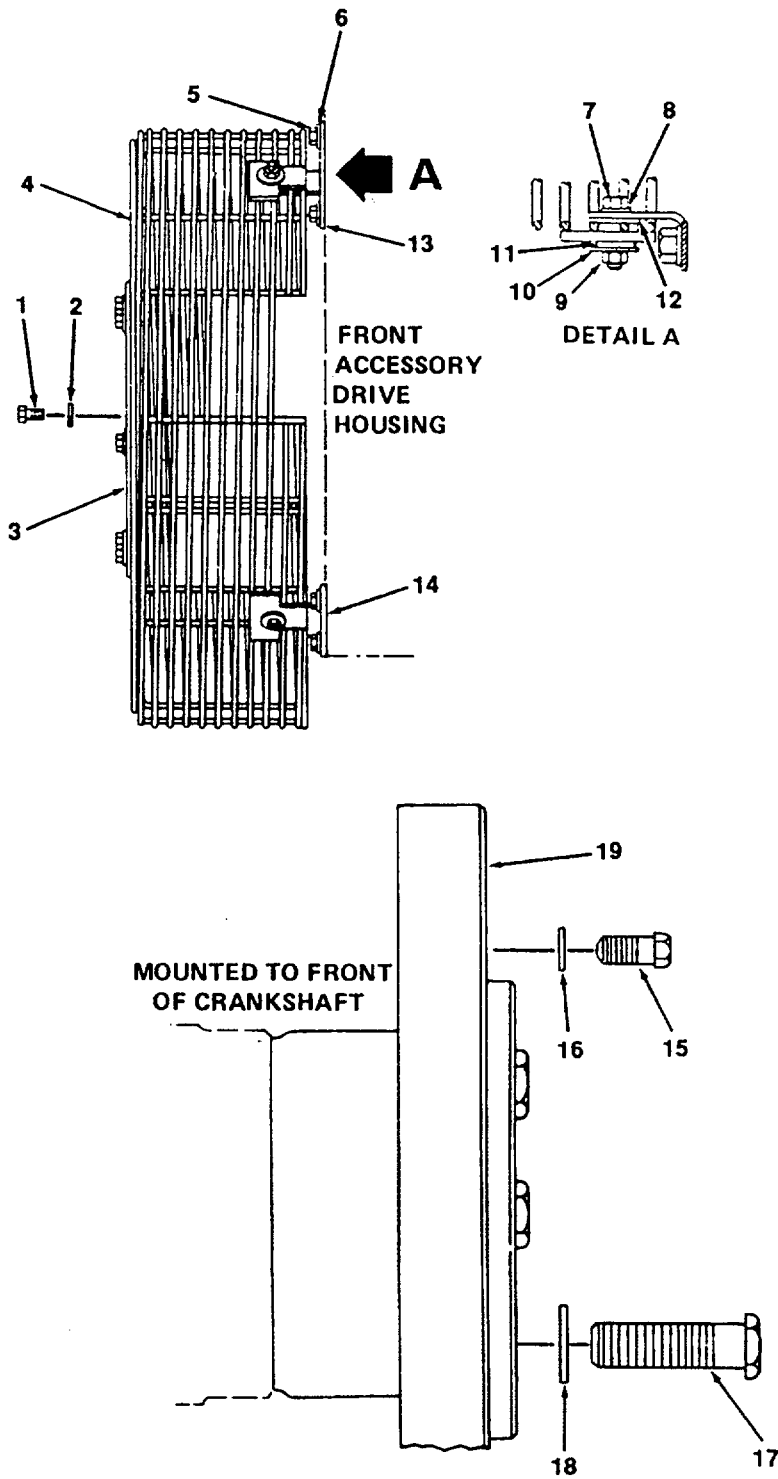


Figure 156. Front Housing Covers.

| (1) ITEM NUMBER | (2) FSCM | (3) PART NUMBER | (4) DESCRIPTION USABLE ON CODE (UOC) | (5) QTY |
|--------------------------------------|-------------|-----------------------|---|------------|
| GROUP 19 ENGINE DIESEL GROUP | | | | |
| FIG. 156 FRONT HOUSING COVERS | | | | |
| 1 | 11083 | 1A2029 | BOLT | 27 |
| 2 | 11083 | 5M2894 | WASHER | 27 |
| 3 | 11083 | 2W5285 | COVER | 1 |
| 4 | 11083 | 89N9885 | GASKET | 1 |
| 5 | 11083 | 7N4951 | COVER | 2 |
| 6 | 11083 | 1T0132 | SEAL | 2 |
| 7 | 11083 | 3B8453 | SEAL | 2 |
| 8 | 11083 | 2M4453 | SEAL | 2 |
| 9 | 11083 | 7N4952 | COVER | 2 |
| 10 | 11083 | 8M5255 | SEAL | 3 |
| 11 | 11083 | 8N9658 | PLUG | 1 |
| 12 | 11083 | 0L1329 | BOLT | 2 |
| 13 | 11083 | 0S1571 | BOLT | 1 |
| 14 | 11083 | 3P1896 | PLUG | 2 |
| END OF FIGURE | | | | |

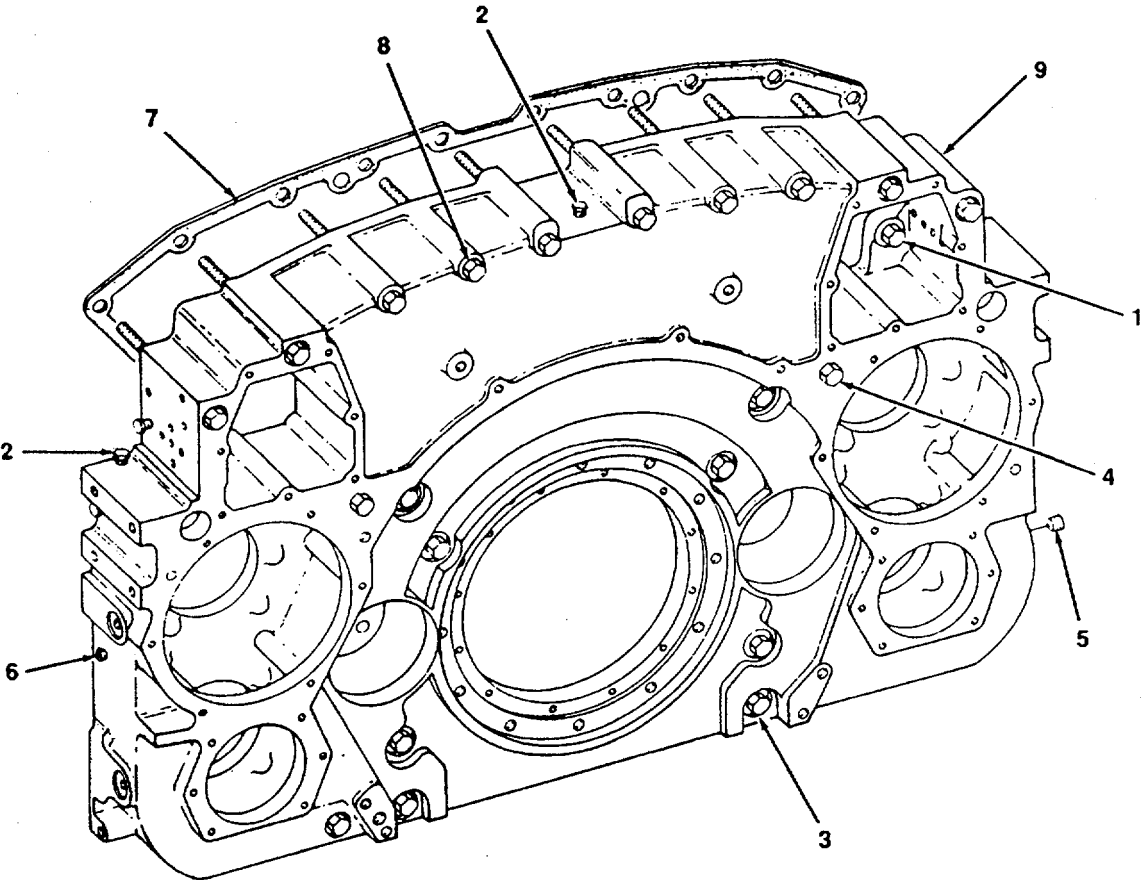


Figure 157. Front Housing.

4833-157

| (1) ITEM NUMBER | (2) FSCM | (3) PART NUMBER | (4) DESCRIPTION USABLE ON CODE (UOC) | (5) QTY |
|-----------------------|-------------|-----------------------|---|------------|
| | | | GROUP 19 ENGINE DIESEL GROUP | |
| | | | FIG. 157 FRONT HOUSING | |
| 1 | 11083 | S1587 | BOLT, 4.5 CM (1.75 IN.) LONG | 4 |
| 2 | 11083 | 5M6213 | PLUG (USE AS REQUIRED) | 11 |
| 3 | 11083 | 1D4593 | BOLT, 14 CM (5.5 IN.) LONG | 10 |
| 4 | 11083 | 1D4597 | BOLT, 16.5 CM (6.5 IN.) LONG | 2 |
| 5 | 11083 | 2B858 | PLUG | 2 |
| 6 | 11083 | 7F9504 | PLUG | 1 |
| 7 | 11083 | 7N3049 | GASKET | 1 |
| 8 | 11083 | 9H8260 | BOLT, 15.89 CM (6.25 IN.) LONG | 10 |
| 9 | 11083 | 8N8300 | HOUSING | 1 |
| | | | END OF FIGURE | |

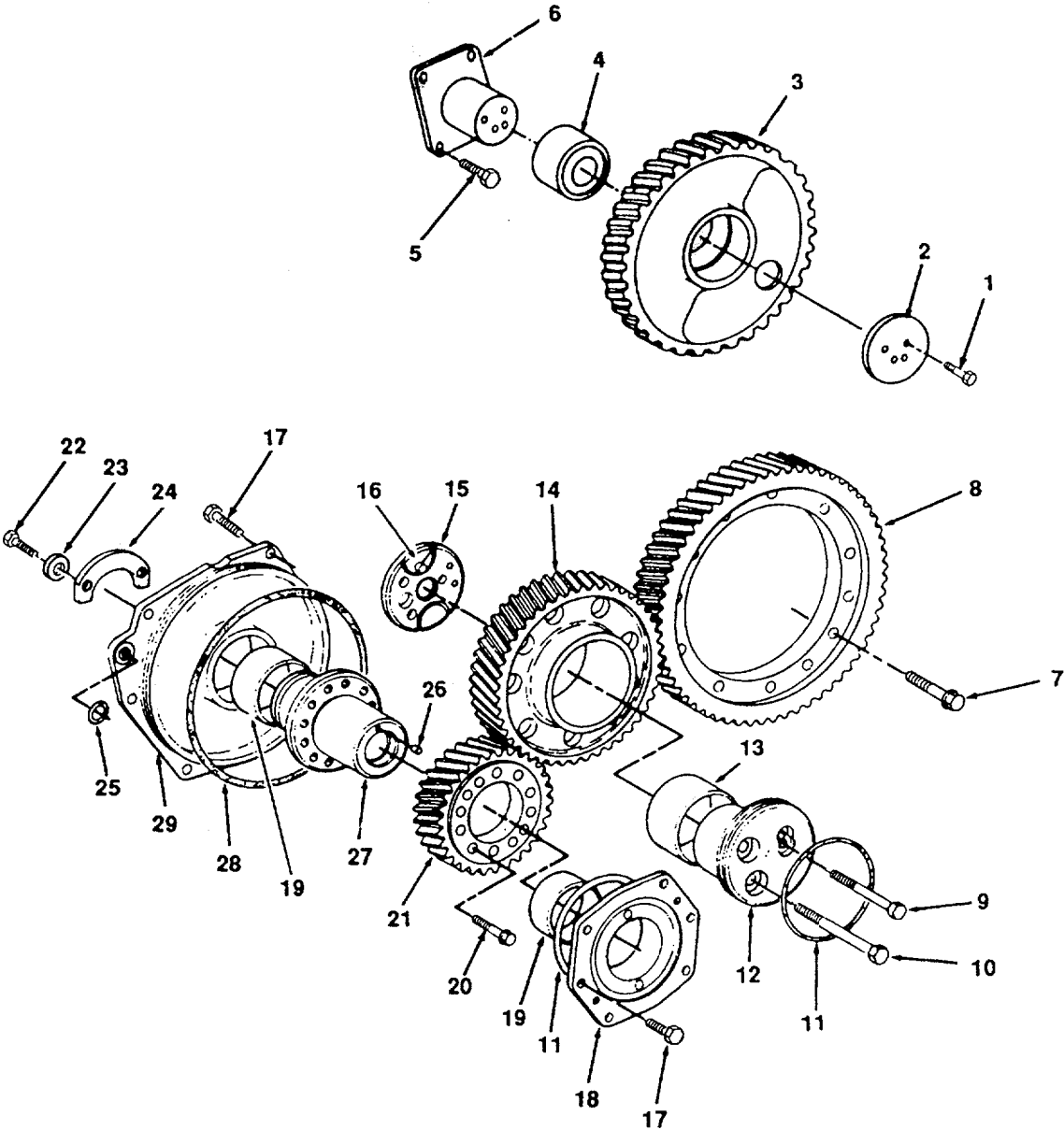


Figure 158. Front Gear and Balance Group.

| (1) ITEM NUMBER | (2) FSCM | (3) PART NUMBER | (4) DESCRIPTION USABLE ON CODE (UOC) | (5) QTY |
|-----------------------|-------------|-----------------------|--|------------|
| | | | GROUP 19 ENGINE DIESEL GROUP | |
| | | | FIG. 158 FRONT GEAR AND BALANCE GROUP | |
| 1 | 11083 | L1351 | BOLT | 4 |
| 2 | 11083 | 7N5254 | PLATE | 1 |
| 3 | 11083 | 8N1286 | GEAR ASSEMBLY, CLUSTER IDLER | 1 |
| 4 | 11083 | 7N6983 | BEARING | 1 |
| 5 | 11083 | S1595 | BOLT | 4 |
| 6 | 11083 | 7N7001 | SHAFT | 1 |
| 7 | 11083 | 3S1307 | BOLT | 12 |
| 8 | 11083 | 2W2895 | GEAR, 92 TEETH | 1 |
| 9 | 11083 | 0T0065 | BOLT | 2 |
| 10 | 11083 | 2B2006 | BOLT | 2 |
| 11 | 11083 | 8M5255 | SEAL | 2 |
| 12 | 11083 | 2W7584 | SHAFT | 1 |
| 13 | 11083 | 8N5301 | BEARING | 1 |
| 14 | 11083 | 2W7321 | GEAR ASSEMBLY, 66 TEETH | 1 |
| 15 | 11083 | 2W7585 | WASHER | 1 |
| 16 | 11083 | 7N2047 | DOWEL | 1 |
| 17 | 11083 | 0S1594 | BOLT | 7 |
| 18 | 11083 | 7N5245 | ADAPTER ASSEMBLY, WATER PUMP | 1 |
| 19 | 11083 | 7N5244 | BEARING | 1 |
| 20 | 11083 | 6K3771 | BOLT | 12 |
| 21 | 11083 | 2W7320 | GEAR, 46 TEETH | 1 |
| 22 | 11083 | 4B3388 | BOLT | 4 |
| 23 | 11083 | 9M1974 | WASHER | 4 |
| 24 | 11083 | 7N5246 | WASHER | 2 |
| 25 | 11083 | 3B8453 | SEAL | 1 |
| 26 | 11083 | 2F4547 | DOWEL | 1 |
| 27 | 11083 | 7N5239 | SHAFT ASSEMBLY | 1 |
| 28 | 11083 | 1T0132 | SEAL | 1 |
| 29 | 11083 | 7N5263 | ADAPTER ASSEMBLY, OIL PUMP | 1 |
| | | | END OF FIGURE | |

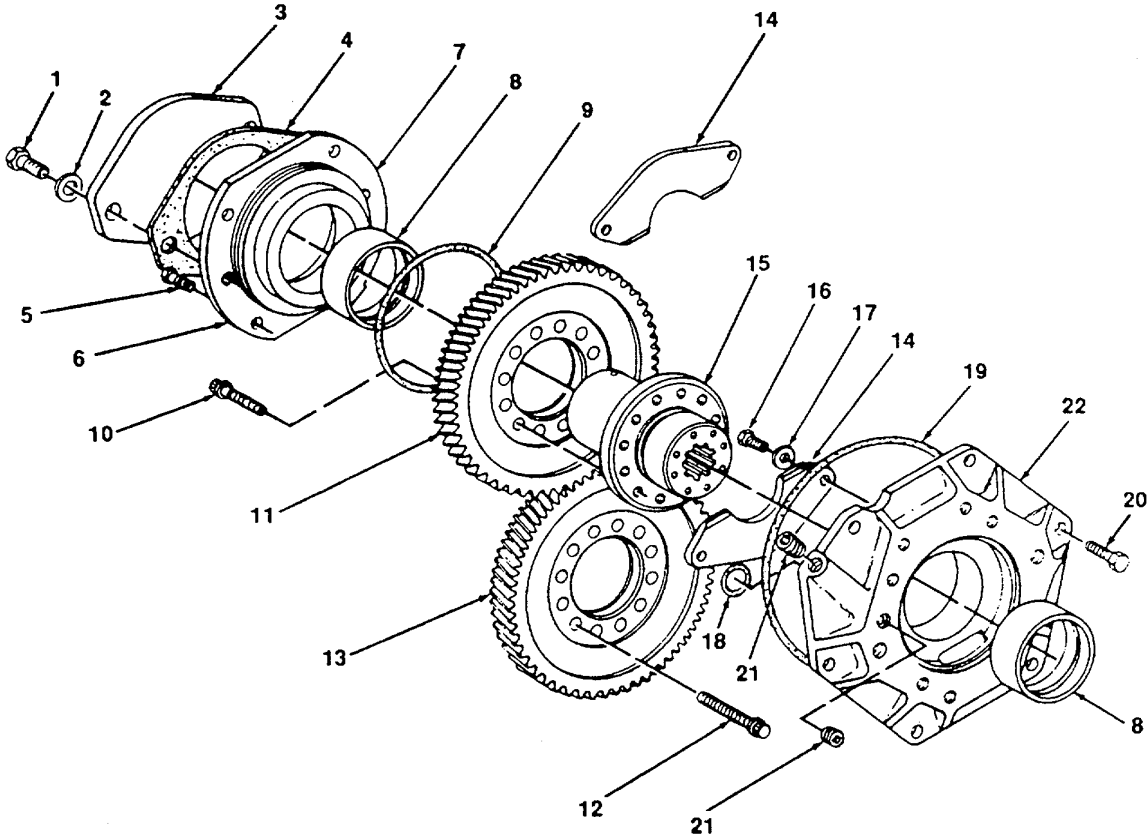


Figure 159. Accessory Drive Group.

| (1) ITEM NUMBER | (2) FSCM | (3) PART NUMBER | (4) DESCRIPTION USABLE ON CODE (UOC) | (5) QTY |
|---------------------------------------|-------------|-----------------------|---|------------|
| GROUP 19 ENGINE DIESEL GROUP | | | | |
| FIG. 159 ACCESSORY DRIVE GROUP | | | | |
| 1 | 11083 | 6H1717 | BOLT | 2 |
| 2 | 11083 | 5P8245 | WASHER | 2 |
| 3 | 11083 | 8M1279 | COVER | 1 |
| 4 | 11083 | 7J8114 | GASKET | 1 |
| 5 | 11083 | L1351 | BOLT | 4 |
| 6 | 11083 | 4D514 | PLUG AND SEAL | 2 |
| 7 | 11083 | 7N5743 | ADAPTER ASSEMBLY | 1 |
| 8 | 11083 | 7N5244 | BEARING | 2 |
| 9 | 11083 | 8M5255 | SEAL | 1 |
| 10 | 11083 | 5P2546 | BOLT | 12 |
| 11 | 11083 | 7N5875 | GEAR, R.H., 63 TEETH | 1 |
| 12 | 11083 | 6K3772 | BOLT | 12 |
| 13 | 11083 | 7N5248 | GEAR, L.H., 63 TEETH | 1 |
| 14 | 11083 | 7N7539 | WASHER | 2 |
| 15 | 11083 | 7N5874 | SHAFT | 1 |
| 16 | 11083 | 2B2695 | BOLT | 4 |
| 17 | 11083 | 9M1974 | WASHER | 4 |
| 18 | 11083 | 3B8453 | SEAL | 1 |
| 19 | 11083 | 1T132 | SEAL | 1 |
| 20 | 11083 | S1594 | BOLT | 6 |
| 21 | 11083 | 9F2247 | PLUG | 2 |
| 22 | 11083 | 7N5279 | ADAPTER ASSEMBLY | 1 |
| END OF FIGURE | | | | |

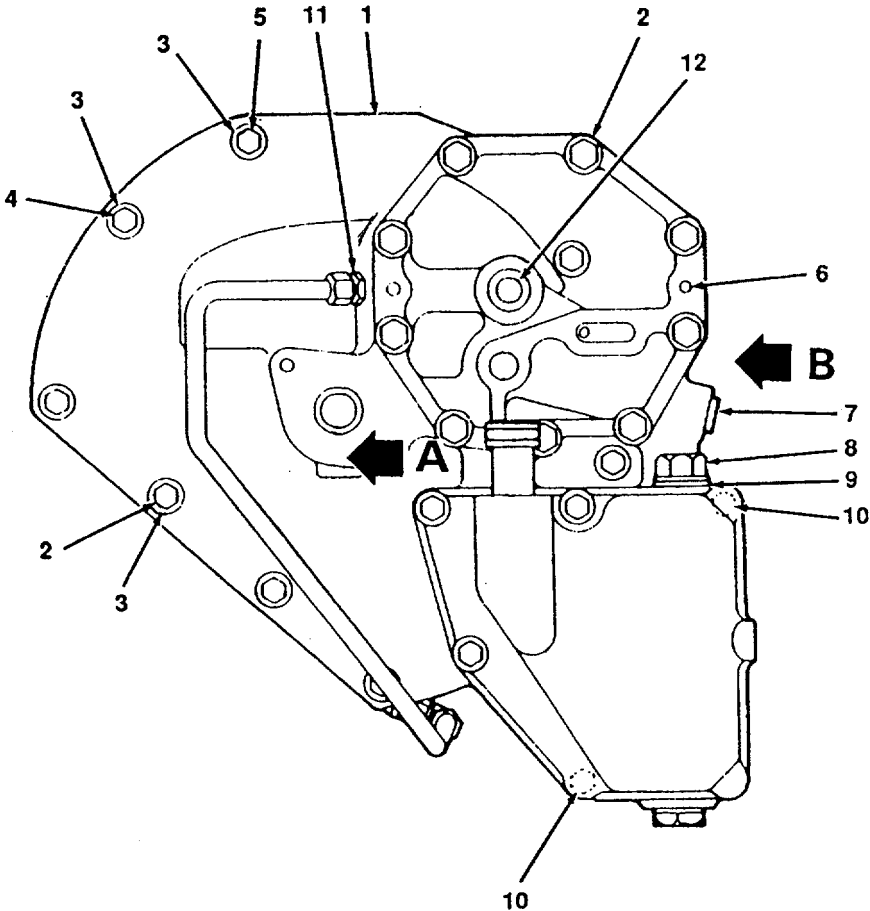
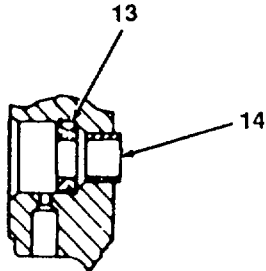
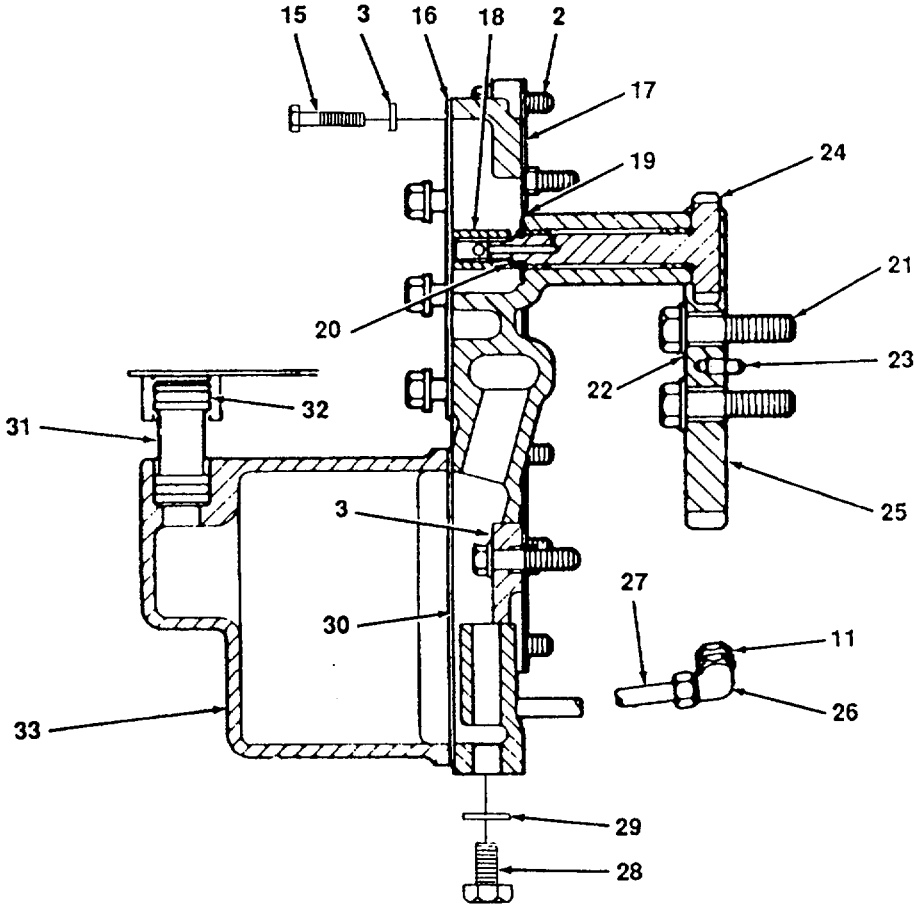


Figure 160. Accessory Drive Group Shutoff (Sheet 1 of 2).

4833-160.1



DETAIL A



DETAIL B

Figure 160. Accessory Drive Group Shutoff (Sheet 2 of 2).

| (1) ITEM NUMBER | (2) FSCM | (3) PART NUMBER | (4) DESCRIPTION USABLE ON CODE (UOC) | (5) QTY |
|-----------------------|-------------|-----------------------|---|------------|
| | | | GROUP 19 ENGINE DIESEL GROUP | |
| | | | FIG. 160 ACCESSORY DRIVE GROUP SHUTOFF | |
| 1 | 11083 | 2W1061 | HOUSING ASSEMBLY | 1 |
| 2 | 11083 | S1588 | BOLT | 14 |
| 3 | 11083 | 5M2894 | WASHER | 25 |
| 4 | 11083 | S1571 | BOLT | 5 |
| 5 | 11083 | S1591 | BOLT, 38.10 MM (1.50 IN.) LONG | 1 |
| 6 | 11083 | 7N2043 | DOWEL | 2 |
| 7 | 11083 | 4B4845 | PLUG | 1 |
| 8 | 11083 | 9M4202 | PLUG | 1 |
| 9 | 11083 | 4B8407 | GASKET | 1 |
| 10 | 11083 | S1590 | BOLT | 4 |
| 11 | 11083 | 321267 | CONNECTOR | 2 |
| 12 | 11083 | 3K6662 | BEARING | 2 |
| 13 | 11083 | 4S7756 | SEAL | 1 |
| 14 | 11083 | 1F4622 | BEARING | 1 |
| 15 | 11083 | L1143 | BOLT | 1 |
| 16 | 11083 | 7N7308 | GASKET | 1 |
| 17 | 11083 | 7N4320 | GASKET | 1 |
| 18 | 11083 | 7N7295 | COUPLING | 1 |
| 19 | 11083 | 3P4347 | SPACER | 1 |
| 20 | 11083 | 2N8611 | RING | 1 |
| 21 | 11083 | 2B947 | BOLT | 2 |
| 22 | 11083 | 5P8245 | WASHER | 2 |
| 23 | 11083 | 9S1307 | DOWEL | 2 |
| 24 | 11083 | 8N9S54 | GEAR, 24 TEETH | 1 |
| 25 | 11083 | 8N9556 | GEAR ASSEMBLY | 1 |
| 26 | 11083 | 6K9194 | ELBOW | 1 |
| 27 | 11083 | 7N5981 | TUBE ASSEMBLY | 1 |
| 28 | 11083 | 9L9653 | PLUG | 1 |
| 29 | 11083 | 3B1925 | WASHER | 1 |
| 30 | 11083 | 7N7307 | GASKET | 1 |
| 31 | 11083 | 8N2934 | TUBE | 1 |
| 32 | 11083 | 3H107 | SEAL | 2 |
| 33 | 11083 | 7N7297 | COVER | 1 |
| | | | END OF FIGURE | |

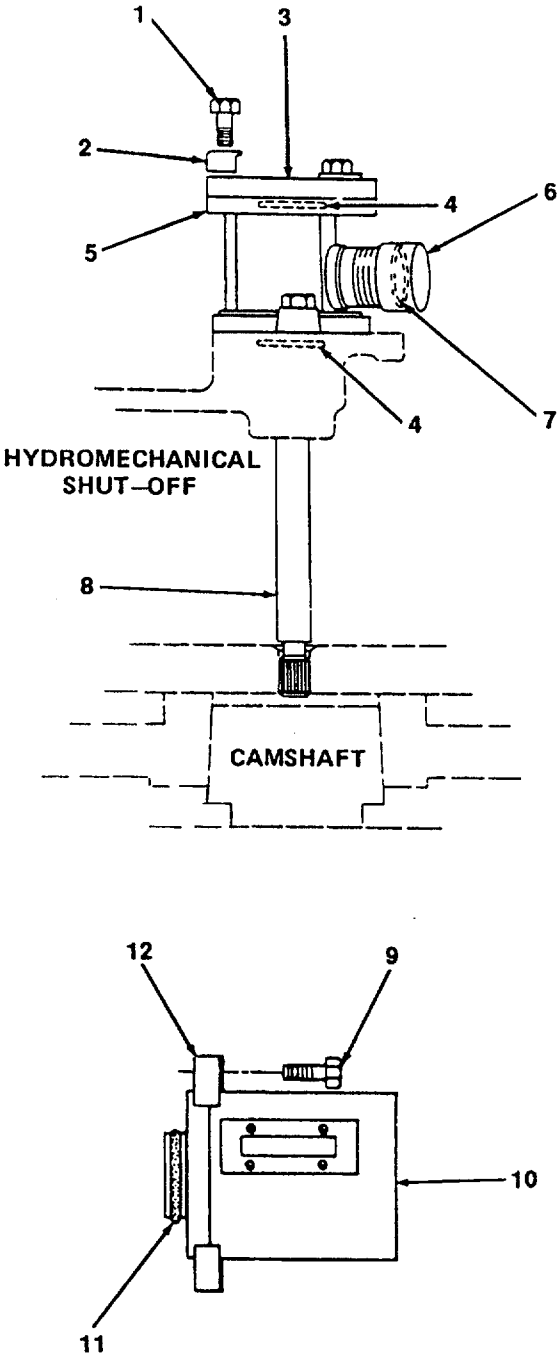


Figure 161. Service Meter and Drive Group.

| (1) ITEM NUMBER | (2) FSCM | (3) PART NUMBER | (4) DESCRIPTION AND USABLE ON CODE(UOC) | (5) QTY |
|-----------------------|-------------|-----------------------|---|------------|
| | | | GROUP 19 ENGINE DIESEL GROUP | |
| | | | FIG. 161 SERVICE METER AND DRIVE GROUP | |
| 1 | 11083 | 0S1615 | BOLT | 4 |
| 2 | 11083 | 9S0211 | CLAMP | 4 |
| 3 | 11083 | 7N4076 | COVER | 1 |
| 4 | 11083 | 4M8303 | SEAL | 2 |
| 5 | 11083 | 4W2493 | ADAPTER ASSEMBLY | 1 |
| 6 | 11083 | 9B2232 | CAP | 2 |
| 7 | 11083 | 7H9899 | SEAL | 2 |
| 8 | 11083 | 1N3125 | SHAFT | 1 |
| 9 | 11083 | S1615 | BOLT | 2 |
| 10 | 11083 | 2N8377 | SERVICE METER GROUP | 1 |
| 11 | 11083 | 4M8303 | SEAL | 1 |
| 12 | 11083 | 9S211 | CLAMP | 2 |
| | | | END OF FIGURE | |

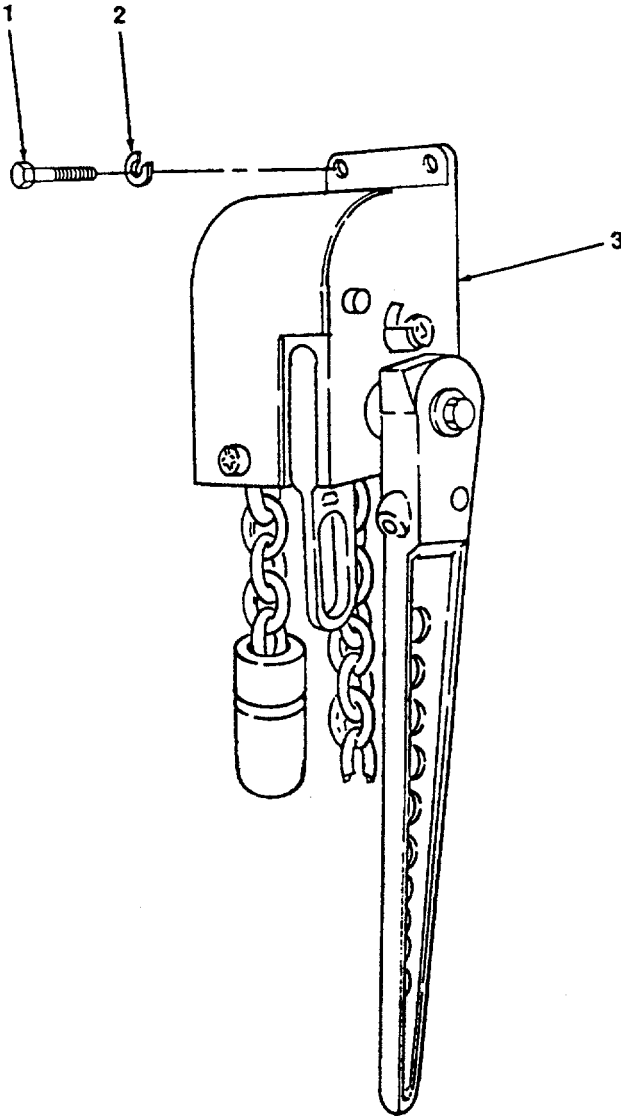


Figure 162. Handbrake.

| (1) ITEM NUMBER | (2) FSCM | (3) PART NUMBER | (4) DESCRIPTION AND USABLE ON CODE (UOC) | (5) QTY |
|-----------------------|-------------------------|------------------------------------|--|-------------|
| 1 2 3 | 96906 96906 76622 | MS35295-60 MS35338-46 800-RG | <p>GROUP 20 AIR BRAKE SYSTEM, AIR GROUP</p> <p>FIG. 162 HANDBRAKE</p> <p>SCREW, CAP, 3/8 IN X 1 IN. LONG</p> <p>WASHER, LOCK, 3/8</p> <p>BRAKE ASSEMBLY, HAND</p> <p>END OF FIGURE</p> | 2 2 1 |

3
4 THRU 14

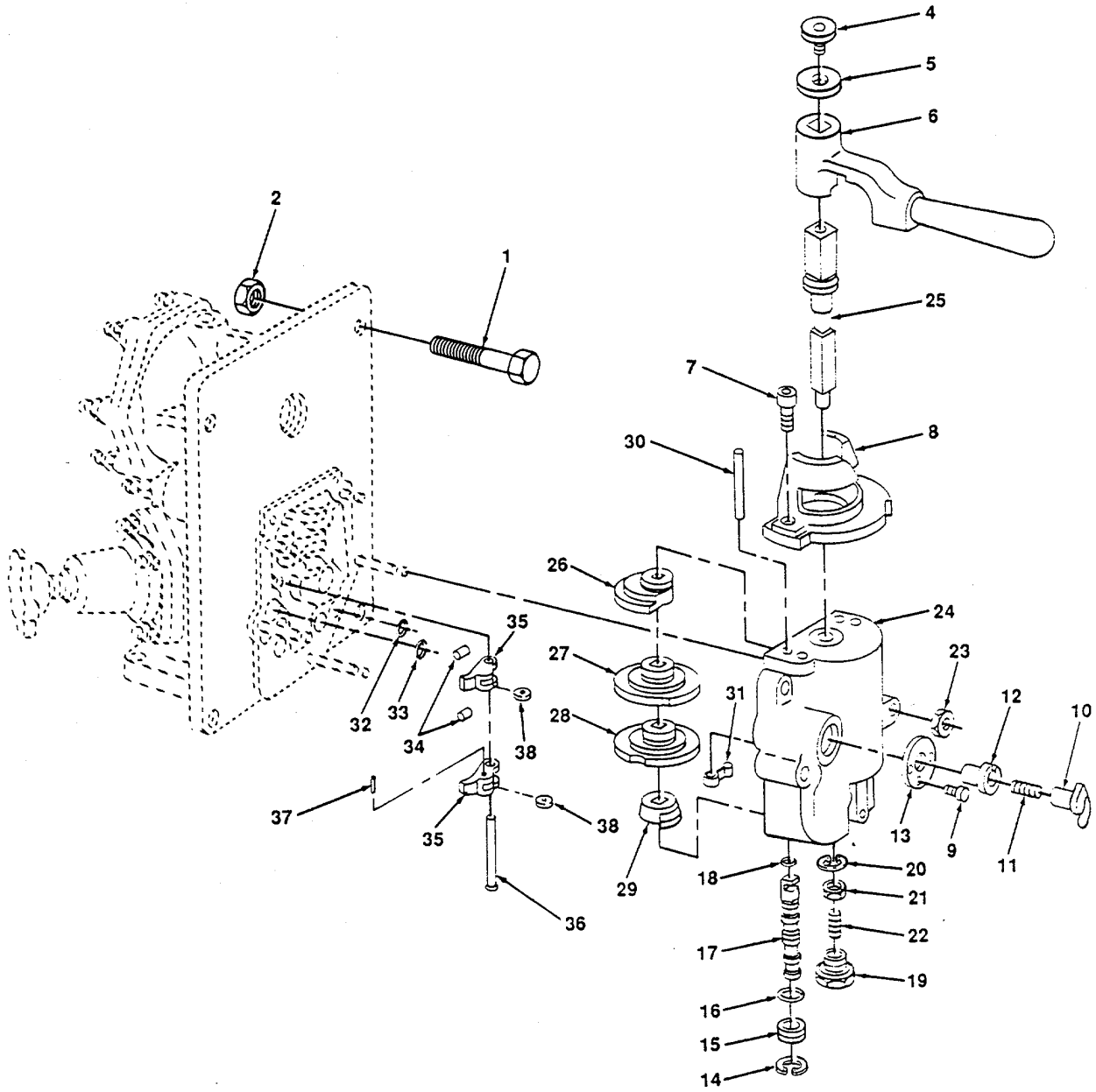


Figure 163. Valve, Automatic Brake (Sheet 1 of 3).

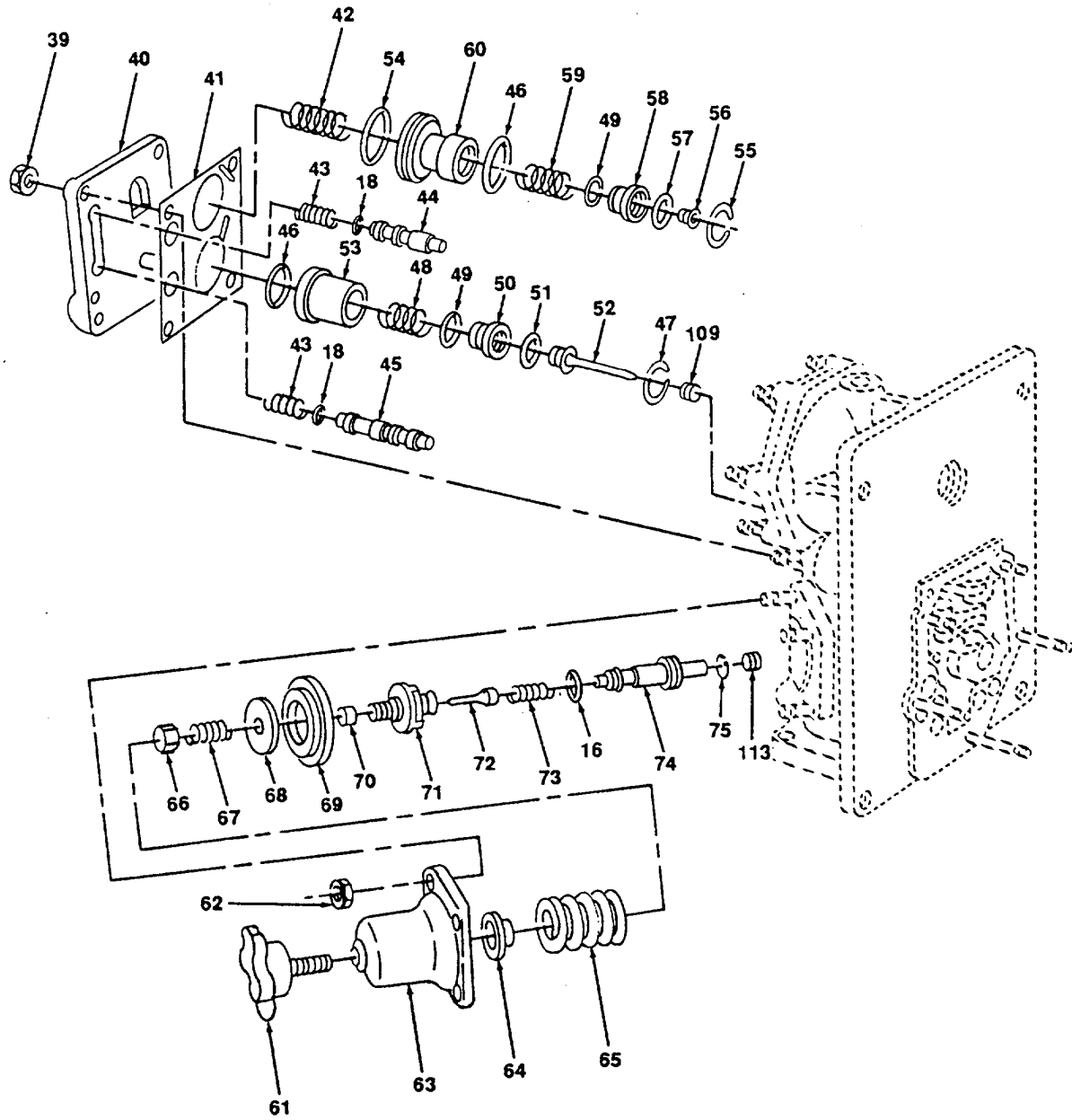


Figure 163. Valve, Automatic Brake (Sheet 2 of 3).

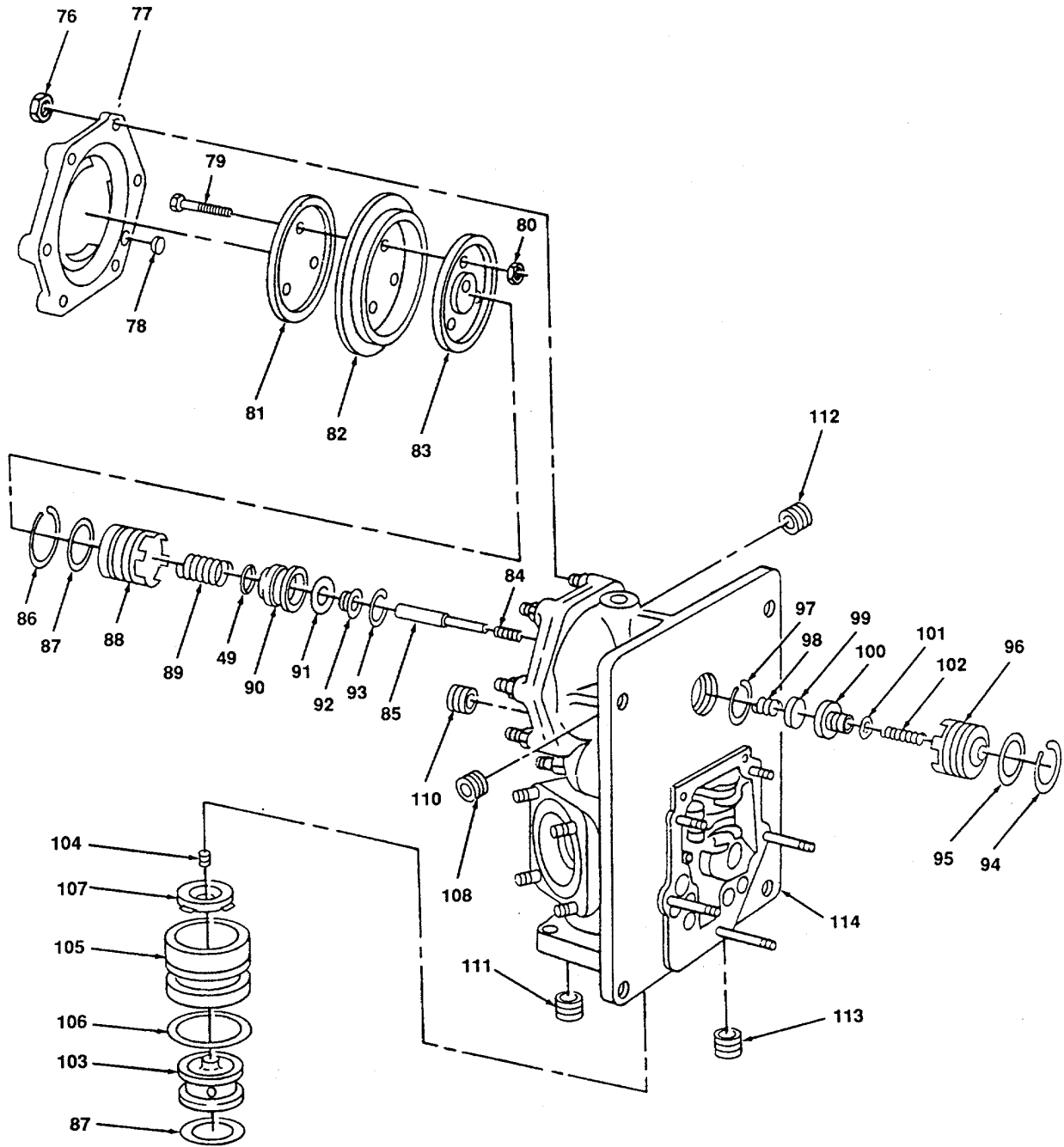


Figure 163. Valve, Automatic Brake (Sheet 3 of 3).

| (1) ITEM NUMBER | (2) FSCM | (3) PART NUMBER | (4) DESCRIPTION AND USABLE ON CODE (UOC) | (5) QTY |
|-----------------------|-------------|-----------------------|---|------------|
| | | | GROUP 20 AIR BRAKE SYSTEM, AIR GROUP | |
| | | | FIG. 163 VALVE, AUTOMATIC BRAKE | |
| 1 | 96906 | MS90725 | BOLT | 4 |
| 2 | 96906 | MS51922-23 | NUT, LOCK | 4 |
| 3 | 82722 | 562073 | VALVE BRAKE, AUTOMATIC | 1 |
| 4 | 82722 | 566156 | SCREW, SOCKET-HEAD | 1 |
| 5 | 82722 | 566155 | WASHER, FLAT | 1 |
| 6 | 82722 | 558495 | HANDLE | 1 |
| 7 | 82722 | 526640 | SCREW, SOCKET-HEAD | 2 |
| 8 | 82722 | 558476 | QUADRANT | 1 |
| 9 | 82722 | 64910 | SCREW | 2 |
| 10 | 82722 | 562075 | VALVE, CUTOFF CONTROL KNOB | 1 |
| 11 | 82722 | 570625 | SPRING | 1 |
| 12 | 82722 | 562074 | VALVE, CUTOFF PILOT OPERATING SHAFT | 1 |
| 13 | 82722 | 561715 | PLATE, INSIGNIA | 1 |
| 14 | 82722 | 526445 | RING, RETAINING | 1 |
| 15 | 82722 | 558462 | PLUG | 1 |
| 16 | 82722 | 524935 | O-RING | 14 |
| 17 | 82722 | 561717 | VALVE, CUTOFF | 1 |
| 18 | 82722 | 524612 | O-RING | 5 |
| 19 | 82722 | 558459 | CAPNUT, SPILLOVER CHECK VALVE | 1 |
| 20 | 82722 | 558460 | RING, RETAINING | 2 |
| 21 | 82722 | 529009 | VALVE, CHECK | 2 |
| 22 | 82722 | 562336 | SPRING | 2 |
| 23 | 82722 | 96500 | NUT | 5 |
| 24 | 82722 | 558483 | CAM, HOUSING | 1 |
| 25 | 82722 | 558474 | SHAFT, CAM | 1 |
| 26 | 82722 | 558473 | VALVE, EMERGENCY CAM | 1 |
| 27 | 82722 | 562090 | VALVE, REGULATING CAM | 1 |
| 28 | 82722 | 562089 | VALVE, SUPPRESSION CAM | 1 |
| 29 | 82722 | 558470 | VALVE, VENT CAM | 1 |
| 30 | 82722 | 558468 | PIN | 1 |
| 31 | 82722 | 562303 | DOG,CAM | 1 |
| 32 | 82722 | 534527 | O-RING | 4 |
| 33 | 82722 | 534031 | O-RING | 1 |

| (1) ITEM NUMBER | (2) FSCM | (3) PART NUMBER | (4) DESCRIPTION AND USABLE ON CODE (UOC) | (5) QTY |
|---|-------------|-----------------------|---|------------|
| FIG. 163 VALVE, AUTOMATIC BRAKE (CONT) | | | | |
| 34 | 82722 | 550673 | PINS, CYLINDRICAL SPRING | 2 |
| 35 | 82722 | 558467 | DOGS,CAM | 2 |
| 36 | 82722 | 558469 | PIN, CAM | 1 |
| 37 | 82722 | 559233 | PIN | 1 |
| 38 | 82722 | 567289 | ROLLER, CAM DOG | 2 |
| 39 | 82722 | 96500 | NUT | 4 |
| 40 | 82722 | 558487 | COVER | 1 |
| 41 | 82722 | 557394 | GASKET | 1 |
| 42 | 82722 | 93070 | VALVE, CUTOFF SPRING | 1 |
| 43 | 82722 | 570511 | VALVE, EMERGENCY SPRING | 1 |
| 44 | 82722 | 558477 | VALVE, EMERGENCY | 1 |
| 45 | 82722 | 558479 | VALVE, SUPPRESSION | 1 |
| 46 | 82722 | 526388 | O-RING | 1 |
| 47 | 82722 | 536868 | RETAINING RING | 1 |
| 48 | 82722 | 562295 | SPRING | 1 |
| 49 | 82722 | 524614 | O-RING | 1 |
| 50 | 82722 | 558449 | HOUSING | 1 |
| 51 | 82722 | 557396 | SEAL | 1 |
| 52 | 82722 | 558484 | RETAINER | 1 |
| 53 | 82722 | 558482 | VALVE, VENT CAGE | 1 |
| 54 | 82722 | 536582 | O-RING | 1 |
| 55 | 82722 | 536868 | RETAINING RING | 1 |
| 56 | 82722 | 562300 | RETAINER | 1 |
| 57 | 82722 | 557396 | SEAL | 1 |
| 58 | 82722 | 558449 | HOUSING | 1 |
| 59 | 82722 | 562295 | SPRING | 1 |
| 60 | 82722 | 558485 | VALVE, CUTOFF CAGE | 1 |
| 61 | 82722 | 547361 | HANDLE | 1 |
| 62 | 82722 | 46500 | NUT | 4 |
| 63 | 82722 | 562310 | VALVE, REGULATING SPRING HOUSING | 1 |
| 64 | 82722 | 566480 | SEAT, SPRING | 1 |
| 65 | 82722 | 562293 | SPRING, ADJUSTING | 1 |
| 66 | 82722 | 560415 | VALVE, EXHAUST SPRING SEAT | 1 |
| 67 | 82722 | 560410 | SPRING | 1 |
| 68 | 82722 | 562345 | FOLLOWER | 1 |

| (1) ITEM NUMBER | (2) FSCM | (3) PART NUMBER | (4) DESCRIPTION AND USABLEON CODE (UOC) | (5) QTY |
|-----------------------|-------------|-----------------------|---|------------|
| | | | FIG. 163 VALVE, AUTOMATIC BRAKE (CONT) | |
| 69 | 82722 | 526346 | DIAPHRAGM | 1 |
| 70 | 82722 | 560417 | SEAT, SPRING | 1 |
| 71 | 82722 | 560418 | VALVE, SEAT EXHAUST | 1 |
| 72 | 82722 | 560411 | VALVE, INLET | 1 |
| 73 | 82722 | 561135 | SPRING | 1 |
| 74 | 82722 | 560421 | VALVE, REGULATING INLET | 1 |
| 75 | 82722 | 534459 | RETAINING RING | 1 |
| 76 | 82722 | 96500 | NUTS | 6 |
| 77 | 82722 | 562317 | COVER, VALVE | 1 |
| 78 | 82722 | 527717 | GASKET,9/16 O.D. RING | 1 |
| 79 | 82722 | 562299 | SCREW, RETAINING | 3 |
| 80 | 82722 | 17152 | NUT | 3 |
| 81 | 82722 | 559583 | FOLLOWER, UPPER | 1 |
| 82 | 82722 | 536300 | DIAPHRAGM | 1 |
| 83 | 82722 | 562313 | FOLLOWER, LOWER | 1 |
| 84 | 82722 | 562294 | SPRING | 1 |
| 85 | 82722 | 554953 | STEM, DIAPHRAGM | 1 |
| 86 | 82722 | 540570 | RETAINING RING | 1 |
| 87 | 82722 | 532282 | O-RING | 1 |
| 88 | 82722 | 562304 | VALVE, EXHAUST CAGE | 1 |
| 89 | 82722 | 562295 | SPRING | 1 |
| 90 | 82722 | 558449 | HOUSING | 1 |
| 91 | 82722 | 557396 | VALVE, SEAL | 1 |
| 92 | 82722 | 562300 | RETAINER | 1 |
| 93 | 82722 | 536868 | RING, RETAINING | 1 |
| 94 | 82722 | 558938 | RING, RETAINING | 1 |
| 95 | 82722 | 536239 | O-RING | 1 |
| 96 | 82722 | 554951 | VALVE, SUPPLYCAGE | 1 |
| 97 | 82722 | 850021 | RING, RETAINING | 1 |
| 98 | 82722 | 562301 | RETAINER | 1 |
| 99 | 82722 | 850047 | SEAL | 1 |
| 100 | 82722 | 554952 | HOUSING | 1 |
| 101 | 82722 | 532257 | O-RING | 1 |
| 102 | 82722 | 562292 | SPRING, CAGE | 1 |
| 103 | 82722 | 558491 | VALVE, RESERVOIR CUTOFF PISTON | 1 |

| (1) ITEM NUMBER | (2) FSCM | (3) PART NUMBER | (4) DESCRIPTION AND USABLE ON CODE (UOC) | (5) QTY |
|-----------------------|-------------|-----------------------|---|------------|
| | | | FIG. 163 VALVE, AUTOMATIC BRAKE (CONT) | |
| 104 | 82722 | 562297 | SPRING | 1 |
| 105 | 82722 | 558490 | VALVE, CUTOFF SEAT | 1 |
| 106 | 82722 | 586125 | O-RING | 2 |
| 107 | 82722 | 551188 | VALVE,CHECK | 1 |
| 108 | 82722 | 523179 | CHOKE, PLUGS | 5 |
| 109 | 82722 | 523437 | PLUG, HEX,1/81N. | 2 |
| 110 | 82722 | 57585 | PLUG, 3/8 CHOKE | 1 |
| 111 | 82722 | 528323 | PLUG,3/8 CHOKE | 1 |
| 112 | 82722 | 50716 | PLUG,3/8 CHOKE | 1 |
| 113 | 82722 | 528324 | PLUG,3/8 CHOKE | 1 |
| 114 | 82722 | 558349 | VALVE, BRAKE BODY | 1 |
| | | | END OF FIGURE | |

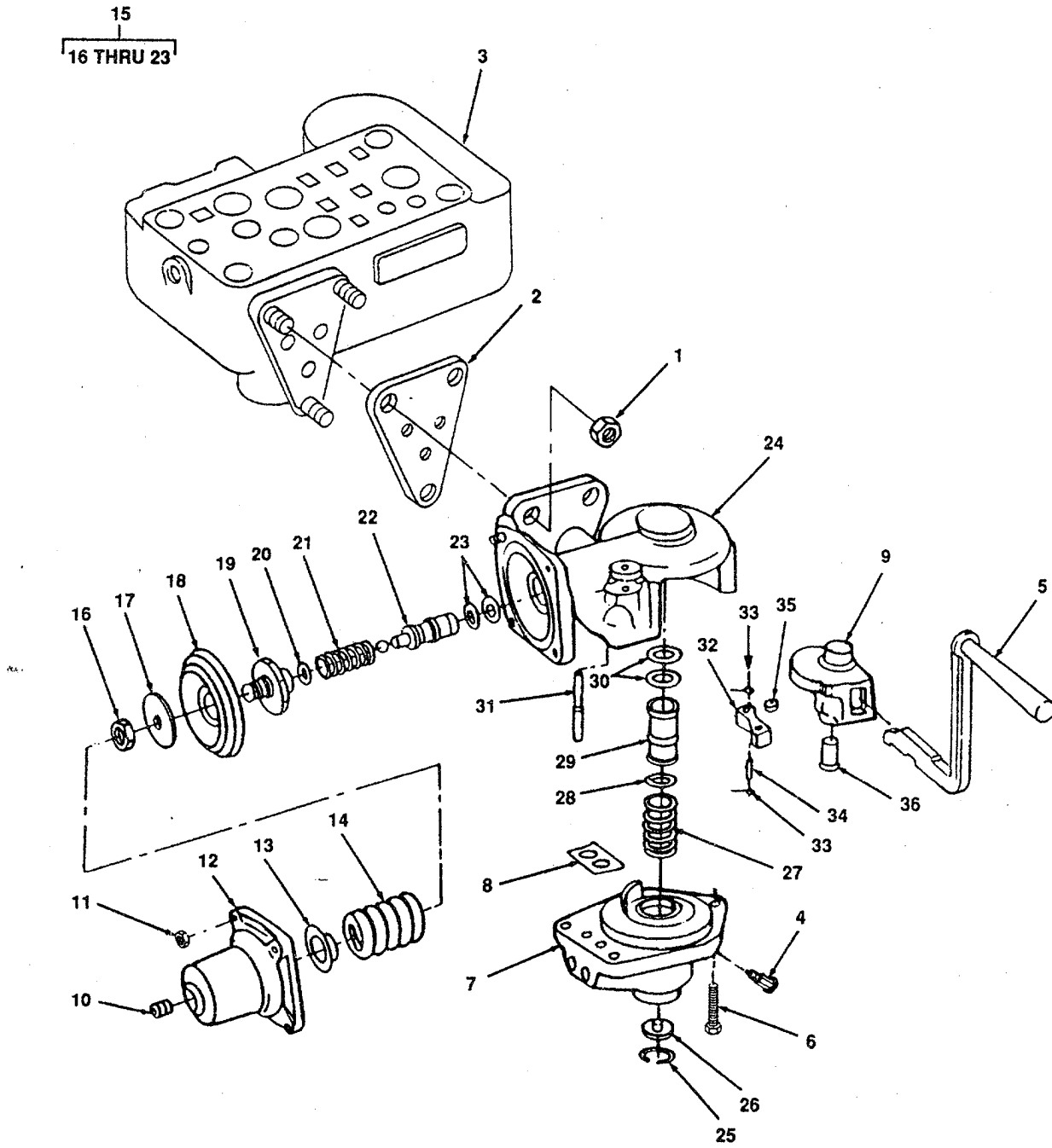


Figure 164. Valve, Independent Brake.

| (1) ITEM NUMBER | (2) FSCM | (3) PART NUMBER | (4) DESCRIPTION AND USABLE ON CODE (UOC) | (5) QTY |
|-----------------------|-------------|-----------------------|---|------------|
| | | | GROUP 20 BRAKE SYSTEM, AIR GROUP | |
| | | | FIG. 164 VALVE, INDEPENDENTBRAKE | |
| 1 | 96906 | 2505 | NUT 1/2"-13 HEX | 3 |
| 2 | 82722 | 557237 | GASKET | 1 |
| 3 | 82722 | 558492 | BRACKET, PIPE | 1 |
| 4 | 82722 | 575792 | HANDLE RETAINING PIN, ASSEMBLY | 1 |
| 5 | 82722 | 572888 | HANDLE ASSEMBLY | 1 |
| 6 | 82722 | 7978 | SCREW, HEX-HEAD | 3 |
| 7 | 82722 | 558505 | VALVE, QUICK-RELEASE BODY | 1 |
| 8 | 82722 | 557236 | GASKET | 1 |
| 9 | 82722 | 559453 | CAM | 1 |
| 10 | 82722 | 536005 | SCREW, ADJUSTING | 1 |
| 11 | 82722 | 96500 | NUT | 4 |
| 12 | 82722 | 562337 | HOUSING, SPRING | 1 |
| 13 | 82722 | 566480 | SEAT, SPRING | 1 |
| 14 | 82722 | 562293 | SPRING, REGULATING VALVE | 1 |
| 15 | 82722 | 562350 | SEAT, EXHAUST VALVE ASSEMBLY | 1 |
| 16 | 82722 | 526489 | NUT | 1 |
| 17 | 82722 | 526345 | FOLLOWER | 1 |
| 18 | 82722 | 526346 | DIAPHRAGM | 1 |
| 19 | 82722 | 562307 | VALVE, EXHAUST SEAT | 1 |
| 20 | 82722 | 564056 | O-RING | 1 |
| 21 | 82722 | 561135 | VALVE, EXHAUSTSPRING | 1 |
| 22 | 82722 | 562309 | VALVE, INLET-EXHAUST | 1 |
| 23 | 82722 | 531868 | O-RING | 2 |
| 24 | 82722 | 559262 | VALVE BODY | 1 |
| 25 | 82722 | 536904 | RING, RETAINER | 1 |
| 26 | 82722 | 559005 | SPRING, SEAT | 1 |
| 27 | 82722 | 559228 | SPRING, QUICK-RELEASE | 1 |
| 28 | 82722 | 524935 | O-RING | 1 |
| 29 | 82722 | 558508 | VALVE, QUICK-RELEASE | 1 |
| 30 | 82722 | 524614 | O-RING | 2 |
| 31 | 82722 | 558407 | PIN, CAM DOG | 1 |
| 32 | 82722 | 535756 | CAM, DOG | 1 |
| 33 | 82722 | 5735 | PIN, COTTER | 2 |
| 34 | 82722 | 535758 | PIN, ROLL | 1 |

| (1) ITEM NUMBER | (2) FSCM | (3) PART NUMBER | (4) DESCRIPTION AND USABLE ON CODE (UOC) | (5) QTY |
|-----------------------|----------------|-----------------------|---|------------|
| 35 36 | 82722 82722 | 535757 558509 | FIG. 164 VALVE, INDEPENDENT BRAKE v ROLLER VALVE, BRAKE PUSH PIN END OF FIGURE | 1 1 |

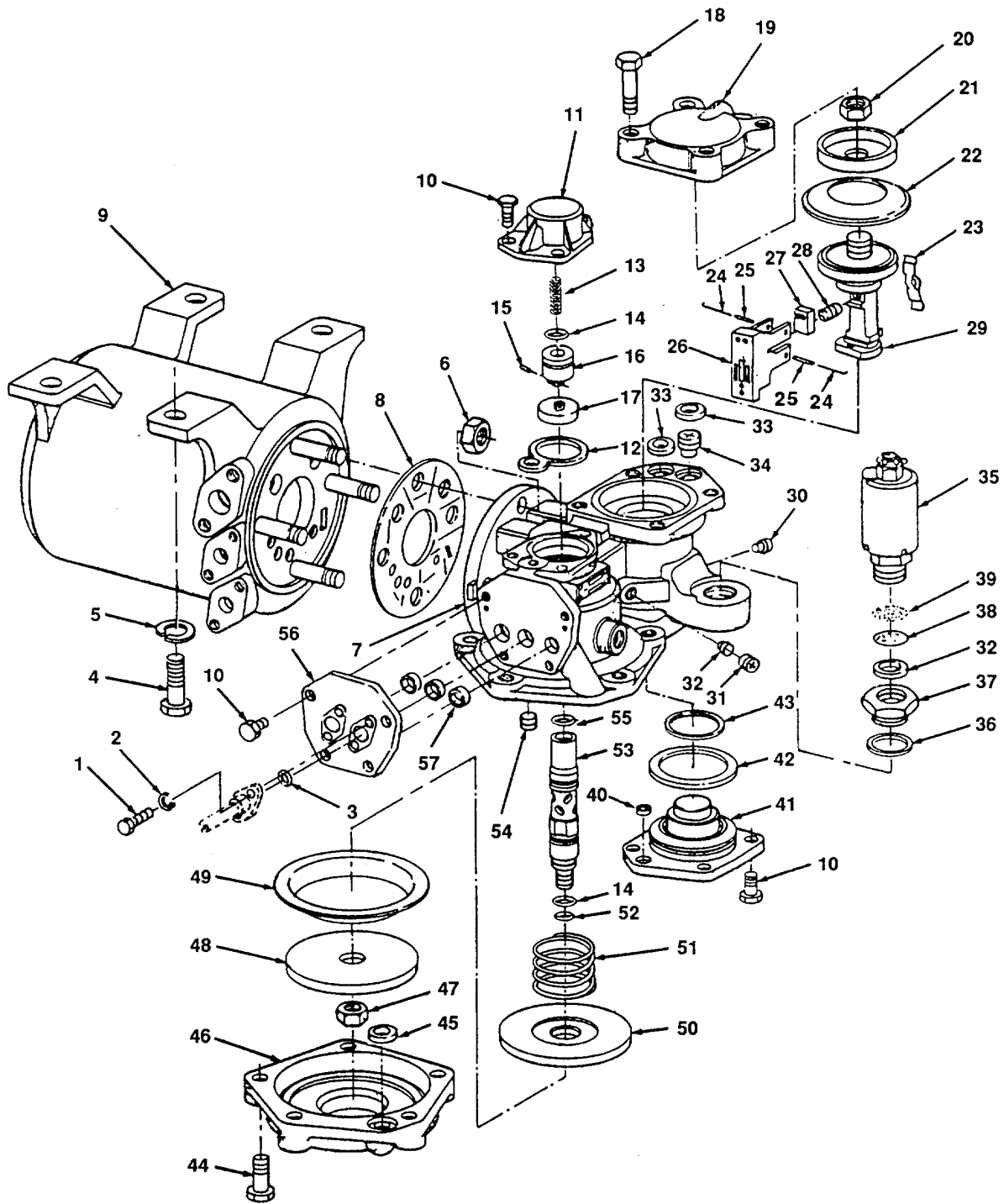


Figure 165. Valve, 6NFR Distributing and Safety Valve.

| (1) ITEM NUMBER | (2) FSCM | (3) PART NUMBER | (4) DESCRIPTION AND USABLE ON CODE (UOC) | (5) QTY |
|-----------------------|-------------|-----------------------|---|------------|
| | | | GROUP 20 AIR, BRAKE SYSTEM, AIR GROUP | |
| | | | FIG. 165 VALVE, 6NFR DISTRIBUTING AND SAFETY VALVE | |
| 1 | 96906 | MS90725-113 | SCREW, HEX, 1/2 X 1 1/2 IN. | 4 |
| 2 | 96906 | MS35338-48 | WASHER, LOCK, 1/2 IN. | 4 |
| 3 | 82722 | WR-146 | SEAL, O-RING | 2 |
| 4 | 96906 | MS90725-163 | SCREW, HEX, 5/8 X 1 3/4 IN. | 4 |
| 5 | 96906 | MS35338-50 | WASHER, LOCK, 5/8 | 4 |
| 6 | 96906 | MS51967-21 | NUT | 4 |
| 7 | 82722 | 563144 | VALVE, GND DISTRIBUTING | 1 |
| 8 | 82722 | 58013 | GASKET, RUBBER | 1 |
| 9 | 82722 | 511752 | TANK, RESERVOIR | 1 |
| 10 | 82722 | 7978 | SCREW, HEX-HEAD, 3/8 IN.-16X 1 IN. | 11 |
| 11 | 82722 | 565689 | COVER, TOP | 1 |
| 12 | 82722 | 553823 | GASKET, TOP COVER | 1 |
| 13 | 82722 | 545053 | SPRING, CARRIER | 1 |
| 14 | 82722 | 527555 | O-RING, 1 1/8 IN. OD | 3 |
| 15 | 82722 | 550419 | PIN, SPRING | 1 |
| 16 | 82722 | 564051 | CARRIER, CHECK VALVE | 1 |
| 17 | 82722 | 564050 | VALVE, CHECK | 1 |
| 18 | 82722 | 25428 | SCREW, HEX-HEAD, 1/2 IN. X 2 1/8 IN. | 4 |
| 19 | 82722 | 562066 | COVER, EQUALIZING PISTON | 1 |
| 20 | 82722 | 502387 | NUT | 1 |
| 21 | 82722 | 552186 | FOLLOWER, DIAPHRAGM | 1 |
| 22 | 82722 | 564210 | DIAPHRAGM | 1 |
| 23 | 82722 | 93946 | SPRING, SLIDE VALVE | 1 |
| 24 | 82722 | 97379 | PIN, SLIDE VALVE | 2 |
| 25 | 82722 | 97378 | LOCK, SLIDE VALVE | 2 |
| 26 | 82722 | 562063 | VALVE, SLIDE | 1 |
| 27 | 82722 | 94851 | VALVE, GRADUATING | 1 |
| 28 | 82722 | 93940 | SPRING, VALVE GRADUATING | 1 |
| 29 | 82722 | 562065 | PISTON, EQUALIZING | 1 |
| 30 | 82722 | 515591 | PLUG, 1/8 IN. CHOKE | 1 |
| 31 | 82722 | 562061 | PLUG, 1/4 IN. SOCKET | 1 |
| 32 | 82722 | 97286 | PLUG | 1 |
| 33 | 82722 | 95611 | GASKET, 1IN. O.D. RING | 3 |
| 34 | 82722 | 536126 | PLUG | 1 |

| (1) ITEM NUMBER | (2) FSCM | (3) PART NUMBER | (4) DESCRIPTION AND USABLE ON CODE (UOC) | (5) QTY |
|-----------------------|-------------|-----------------------|--|------------|
| | | | FIG. 165 VALVE, 6NFR DISTRIBUTING AND SAFETY VALVE (CONT) | |
| 35 | 82722 | 562060 | VALVE, SAFETY | 1 |
| 36 | 82722 | 524413 | O-RING, 1 3/4 IN. O.D. | 1 |
| 37 | 82722 | 562071 | ADAPTER | 1 |
| 38 | 82722 | 518584 | STRAINER, ADAPTER | 1 |
| 39 | 82722 | 518585 | SCREEN, ADAPTER | 1 |
| 40 | 82722 | 99422 | GASKET, 15/32 O.D. RING | 1 |
| 41 | 82722 | 562067 | COVER, BLANKING | 1 |
| 42 | 82722 | 523745 | O-RING, 3 3/4 IN. O.D. | 1 |
| 43 | 82722 | 559273 | GASKET, 2 5/8 O.D. RING | 1 |
| 44 | 82722 | 6272 | SCREW, HEX-HEAD | 5 |
| 45 | 82722 | 98796 | GASKET | 1 |
| 46 | 82722 | 562810 | COVER, BOTTOM | 1 |
| 47 | 82722 | 569171 | NUT, LOCK, 3/4 IN. | 1 |
| 48 | 82722 | 556309 | FOLLOWER, DIAPHRAGM | 1 |
| 49 | 82722 | 564081 | DIAPHRAGM | 1 |
| 50 | 82722 | 556308 | HEAD, PISTON | 1 |
| 51 | 82722 | 556305 | SPRING | 1 |
| 52 | 82722 | 523734 | O-RING, 7/8 IN. | 1 |
| 53 | 82722 | 556306 | STEM, PISTION | 1 |
| 54 | 82722 | 78758 | PLUG | 1 |
| 55 | 82722 | 511382 | GASKET, 1 1/8 IN. O-RING | 1 |
| 56 | 82722 | 562064 | COVER, BLANKING | 1 |
| 57 | 82722 | 511382 | GASKET, 1 7/37 IN. O.D. RING | 3 |
| | | | END OF FIGURE | |

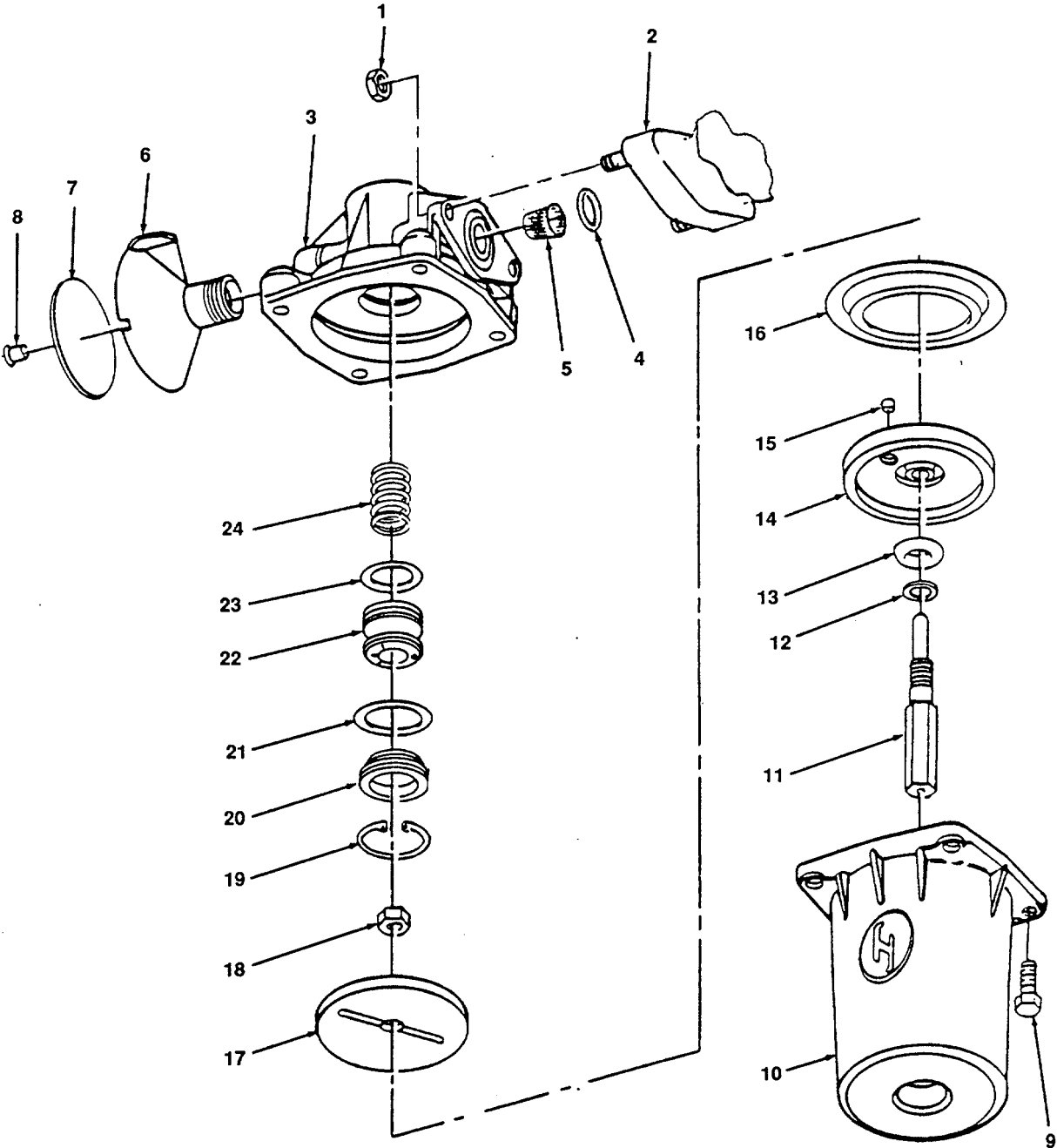


Figure 166. Valve, No. 8 Vent

| (1) ITEM NUMBER | (2) FSCM | (3) PART NUMBER | (4) DESCRIPTION AND USABLE ON CODE (UOC) | (5) QTY |
|---|-------------|-----------------------|---|------------|
| GROUP 20 AIR BRAKE SYSTEM, AIR GROUP | | | | |
| FIG. 166 VALVE, NO. 8 VENT | | | | |
| 1 | 96906 | MS51967-15 | NUT | 2 |
| 2 | 82722 | 566404 | BRACKET, PIPE | 1 |
| 3 | 82722 | 5648-11 | BODY | 1 |
| 4 | 82722 | 93986 | GASKET, 1 15/16 IN. O. D. RING | 1 |
| 5 | 82722 | 568058 | STRAINER | 1 |
| 6 | 82722 | 757548 | BODY, VENT PROTECTOR | 1 |
| 7 | 82722 | 502465 | SEAL | 1 |
| 8 | 82722 | 571140 | RIVET, POP | 1 |
| 9 | 96906 | 7978 | SCREW, 3/8-16 X 1 IN., HEX HEAD | 4 |
| 10 | 82722 | 564872 | HOUSING, DIAPHRAGM | 1 |
| 11 | 82722 | 567969 | STEM, PISTON | 1 |
| 12 | 82722 | 567971 | WASHER | 1 |
| 13 | 82722 | 564808 | SEAL, BLOWDOWN CHOKE | 1 |
| 14 | 82722 | 564807 | PISTON | 1 |
| 15 | 82722 | 506276 | FELT | 1 |
| 16 | 82722 | 564210 | DIAPHRAGM | 1 |
| 17 | 82722 | 564810 | FOLLOWER, DIAPHRAGM | 1 |
| 18 | 96906 | 568624 | NUT, LOCKING, 1/2 IN. | 1 |
| 19 | 82722 | 530121 | RING, RETAINER | 1 |
| 20 | 82722 | 564813 | SEAT, EXHAUST VALVE | 1 |
| 21 | 82722 | 524413 | O-RING, 1 3/4 IN. | 1 |
| 22 | 82722 | 568994 | VALVE, EXHAUST | |
| 23 | 82722 | 524794 | O-RING | 1 |
| 24 | 82722 | 564817 | SPRING, EXHAUST VALVE | 1 |
| END OF FIGURE | | | | |

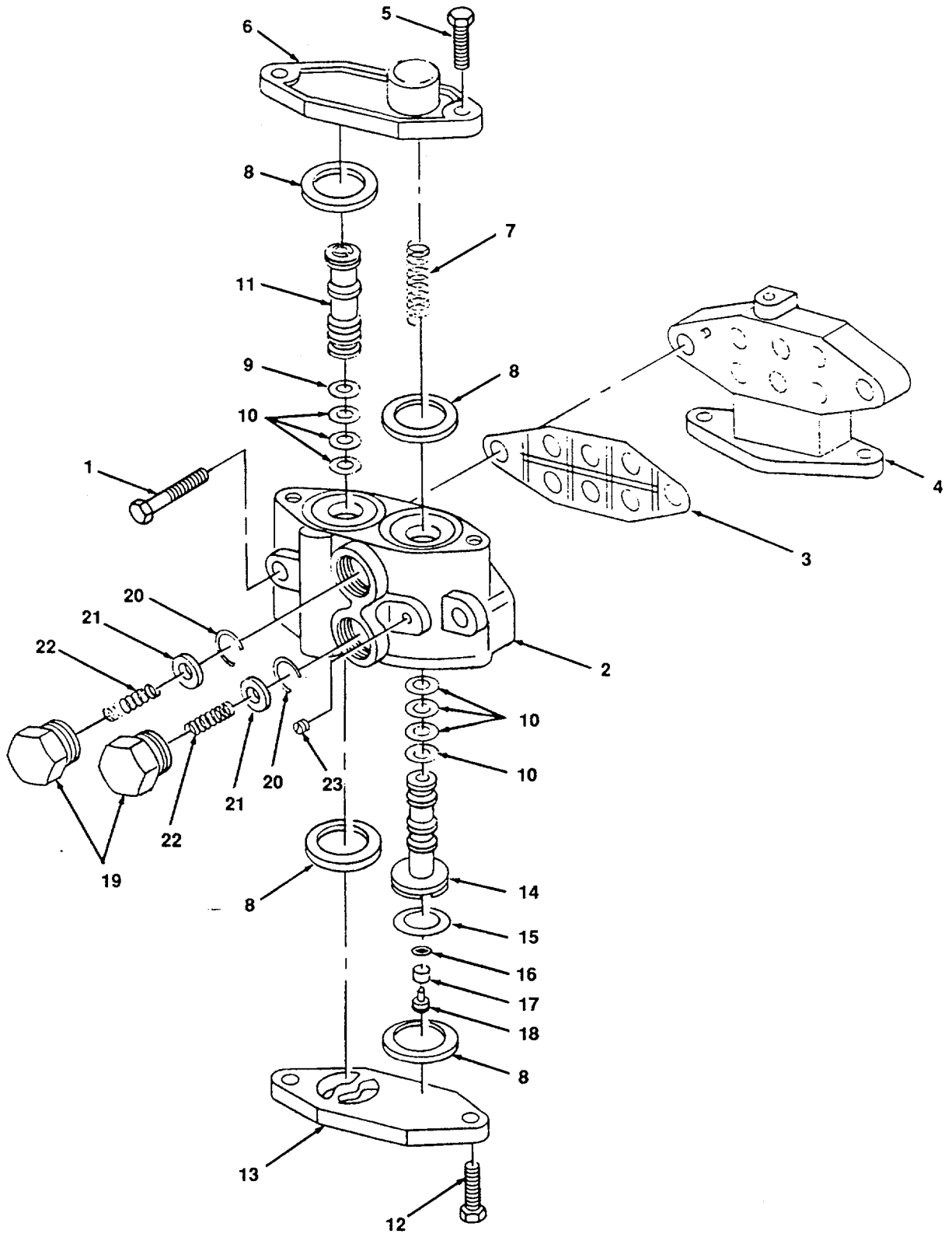


Figure 167 Valve, A-1 Charging Cutoff Pilot

| (1) ITEM NUMBER | (2) FSCM | (3) PART NUMBER | (4) DESCRIPTION AND USABLE ON CODE (UOC) | (5) QTY |
|--|-------------|-----------------------|---|------------|
| GROUP 20 AIR BRAKE SYSTEM, AIR GROUP | | | | |
| FIG. 167 VALVE, A-1 CHARGING CUTOFF PILOT | | | | |
| 1 | 96906 | 750598 | BOLT, HEX-HEAD, 1/2 IN. X 3 IN. | 2 |
| 2 | 82722 | 562848 | BODY | 1 |
| 3 | 82722 | 562614 | GASKET, PIPE BRACKET | 1 |
| 4 | 82722 | 562860 | BRACKET, PIPE | 1 |
| 5 | 96906 | 11760 | SCREW, HEX-HEAD, 1/2 IN. X 1 3/8 IN. | 2 |
| 6 | 82722 | 562859 | COVER, TOP | 1 |
| 7 | 82722 | 578088 | SPRING, ACTUATING PISTON | 1 |
| 8 | 82722 | 533416 | GASKET, 2 IN. O.D. RING | 4 |
| 9 | 82722 | 523734 | O-RING, 7/8 IN. O. . | 1 |
| 10 | 82722 | 531868 | O-RING, 3/8 IN. O.D. | 8 |
| 11 | 82722 | 562857 | PISTON, CUT-OFF | 1 |
| 12 | 96906 | 523690 | SCREW, HEX-HEAD, 1/2 IN. X 1 1/4 IN. | 2 |
| 13 | 82722 | 562856 | COVER, BOTTOM | 1 |
| 14 | 82722 | 562854 | PISTON, ACTUATING | 1 |
| 15 | 82722 | 526388 | O-RING, 1 3/8 IN. O.D. | 1 |
| 16 | 82722 | 525033 | RETAINER, STRAINER | 1 |
| 17 | 82722 | 525032 | STRAINER, FELT | 1 |
| 18 | 82722 | 552438 | PLUG | 1 |
| 19 | 82722 | 558459 | NUT, CAP | 2 |
| 20 | 82722 | 558462 | RING, RETAINER CHECK VALVE | 2 |
| 21 | 82722 | 529009 | VALVE, CHECK | 2 |
| 22 | 82722 | 562336 | SPRING | 2 |
| 23 | 82722 | 562867 | PLUG, 1/8 CHOKE | 1 |
| END OF FIGURE | | | | |

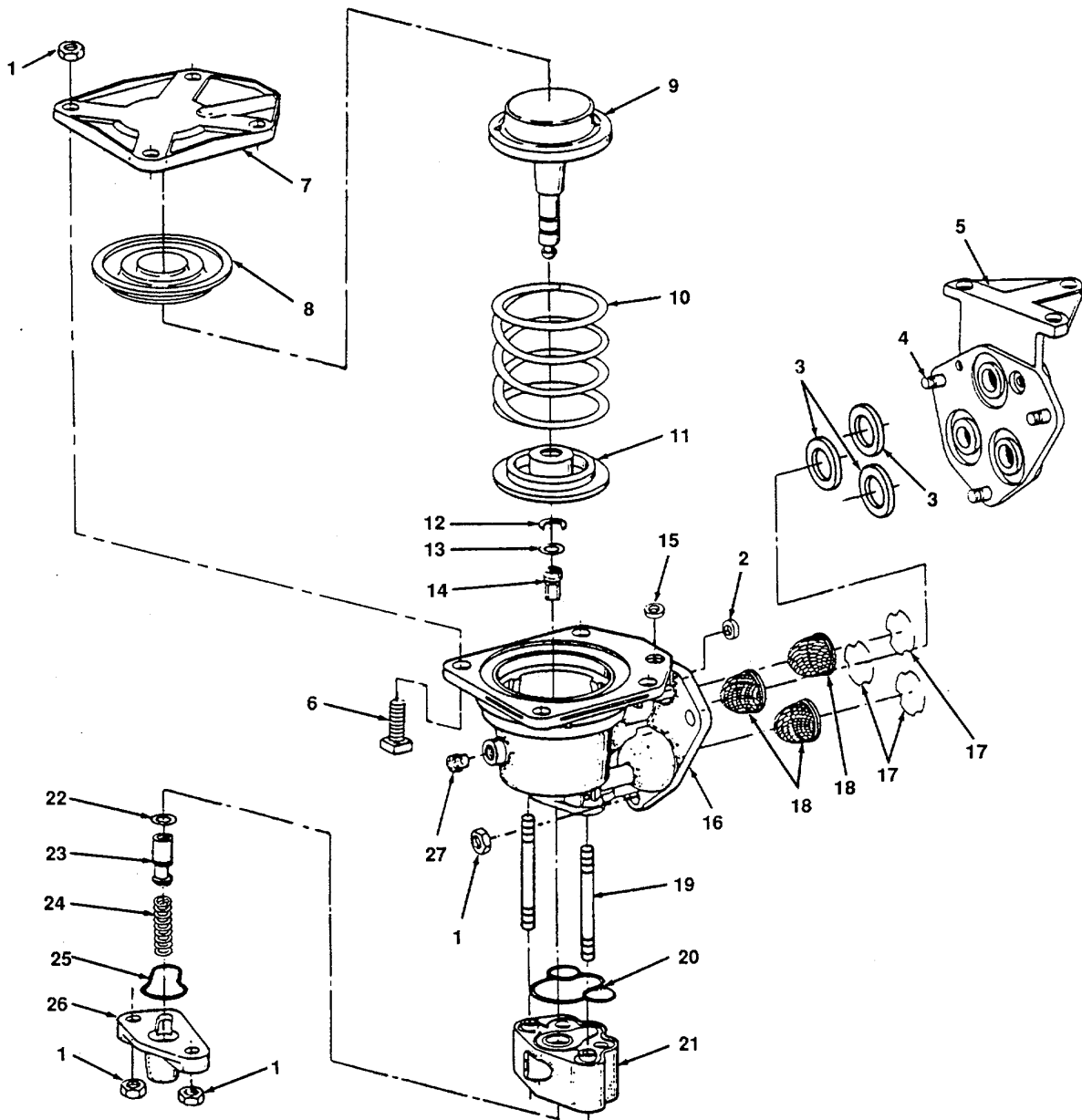
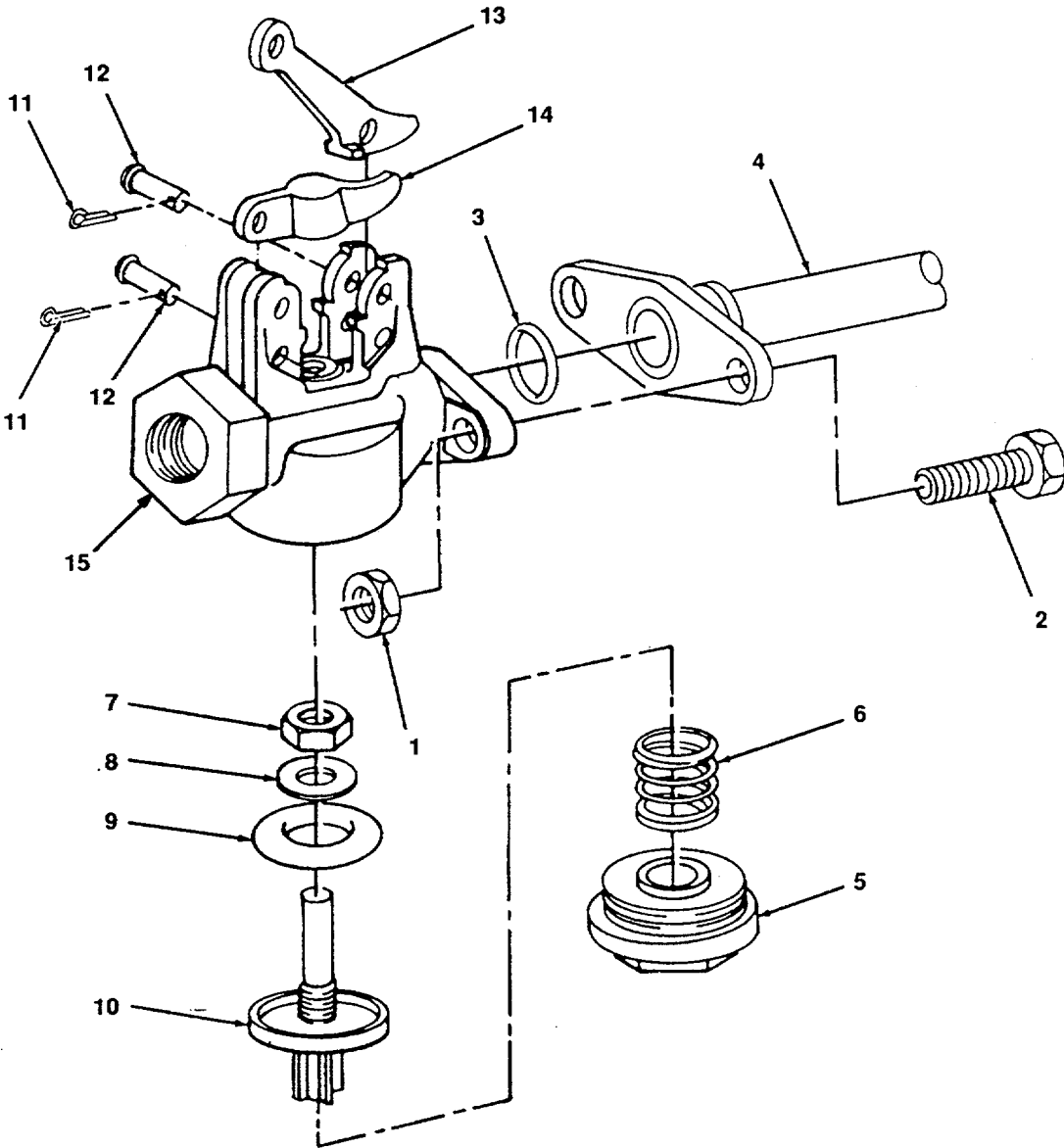


Figure 168. Valve, H-5 Relay Air

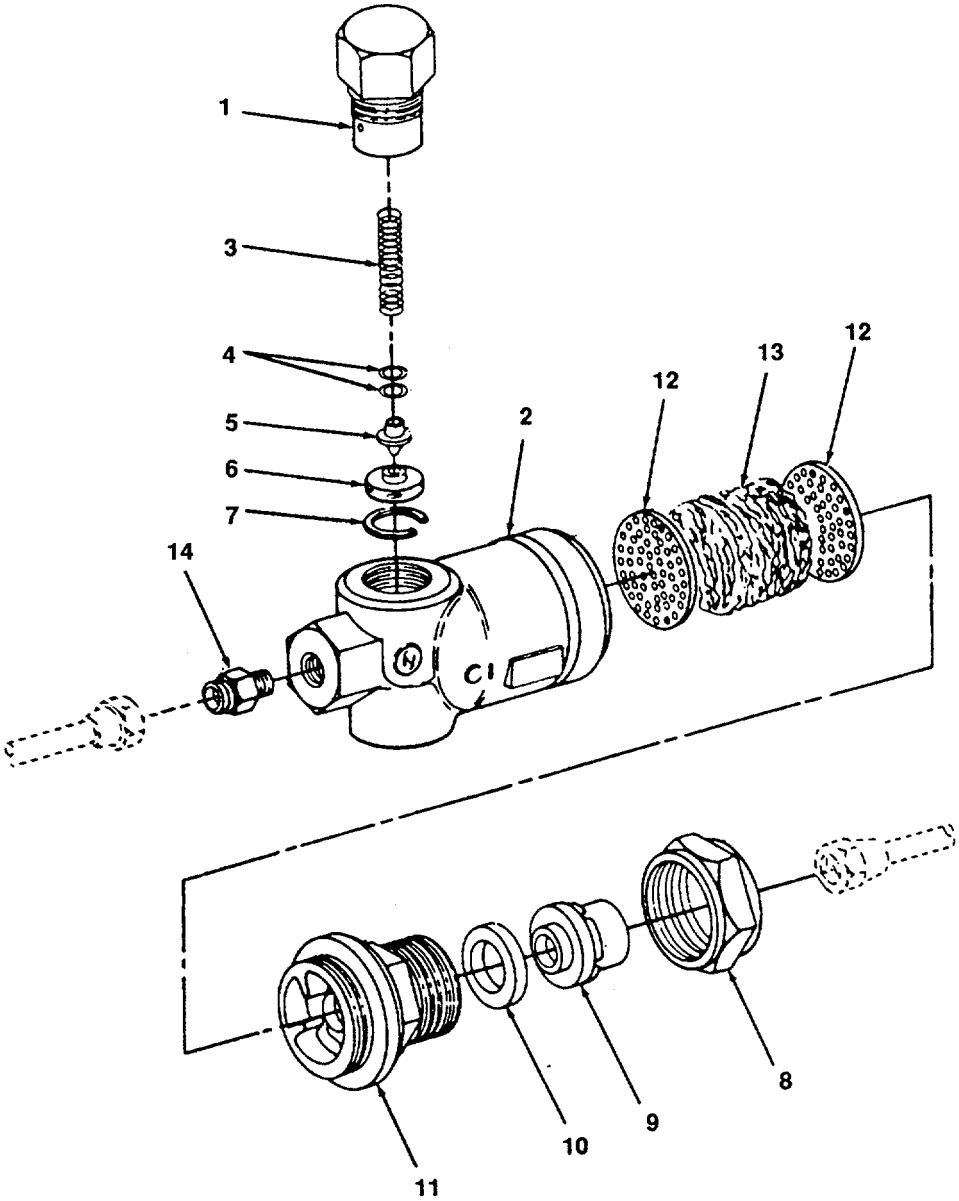
| (1) ITEM NUMBER | (2) FSCM | (3) PART NUMBER | (4) DESCRIPTION AND USABLE ON CODE (UOC) | (5) QTY |
|-----------------------|-------------|-----------------------|---|------------|
| | | | GROUP 20 AIR BRAKE SYSTEM, AIR GROUP FIG. 168 VALVE, H-5 RELAY AIR | |
| 1 | 82722 | 1296 | NUT, HEX-HEAD, 3/8 IN.-16 | 9 |
| 2 | 82722 | 550992 | GASKET, 3/4 IN. O.D. RING | 1 |
| 3 | 82722 | 93840 | GASKET, 1 1/2 IN. O.D. RING | 3 |
| 4 | 82722 | 85475 | STUD,3/81N.-16X1 1/41N. | 3 |
| 5 | 82722 | 527665 | BRACKET, PIPE | 1 |
| 6 | 82722 | 17063 | BOLT,3/81N.-16X1 1/4SQ.HEAD | 4 |
| 7 | 82722 | 527566 | COVER, DIAPHRAGM | 1 |
| 8 | 82722 | 522980 | DIAPHRAGM | 1 |
| 9 | 82722 | 527572 | FOLLOWER, DIAPHRAGM | 1 |
| 10 | 82722 | 525125 | SPRING | 1 |
| 11 | 82722 | 527573 | SEAT, SPRING | 1 |
| 12 | 82722 | 512612 | RETAINER | 1 |
| 13 | 82722 | 534662 | O-RING, 3/8 O.D. | 1 |
| 14 | 82722 | 527579 | VALVE, EXHAUST | 1 |
| 15 | 82722 | 523619 | GASKET, 1/2 O.D. RING | 1 |
| 16 | 82722 | 527587 | BODY, VALVE | 1 |
| 17 | 82722 | 529161 | RING, STRAINER RETAINING | 3 |
| 18 | 82722 | 527583 | STRAINER | 3 |
| 19 | 82722 | 531257 | STUD | 2 |
| 20 | 82722 | 527581 | GASKET, CHECK VALVE BODY | |
| 21 | 82722 | 527575 | BODY, CHECK VALVE | |
| 22 | 82722 | 524612 | O-RING, 1/2 IN. O.D. | |
| 23 | 82722 | 527578 | VALVE, SUPPLY | |
| 24 | 82722 | 527588 | SPRING, SUPPLY VALVE | 1 |
| 25 | 82722 | 527582 | GASKET, CHECK VALVE COVER | 1 |
| 26 | 82722 | 527580 | COVER, CHECK VALVE BODY | 1 |
| 27 | 82722 | 97130 | EXCLUDER,1/4 IN. WASP END OF FIGURE | 1 |



4833-169

Figure 169. Valve, Emergency Brake.

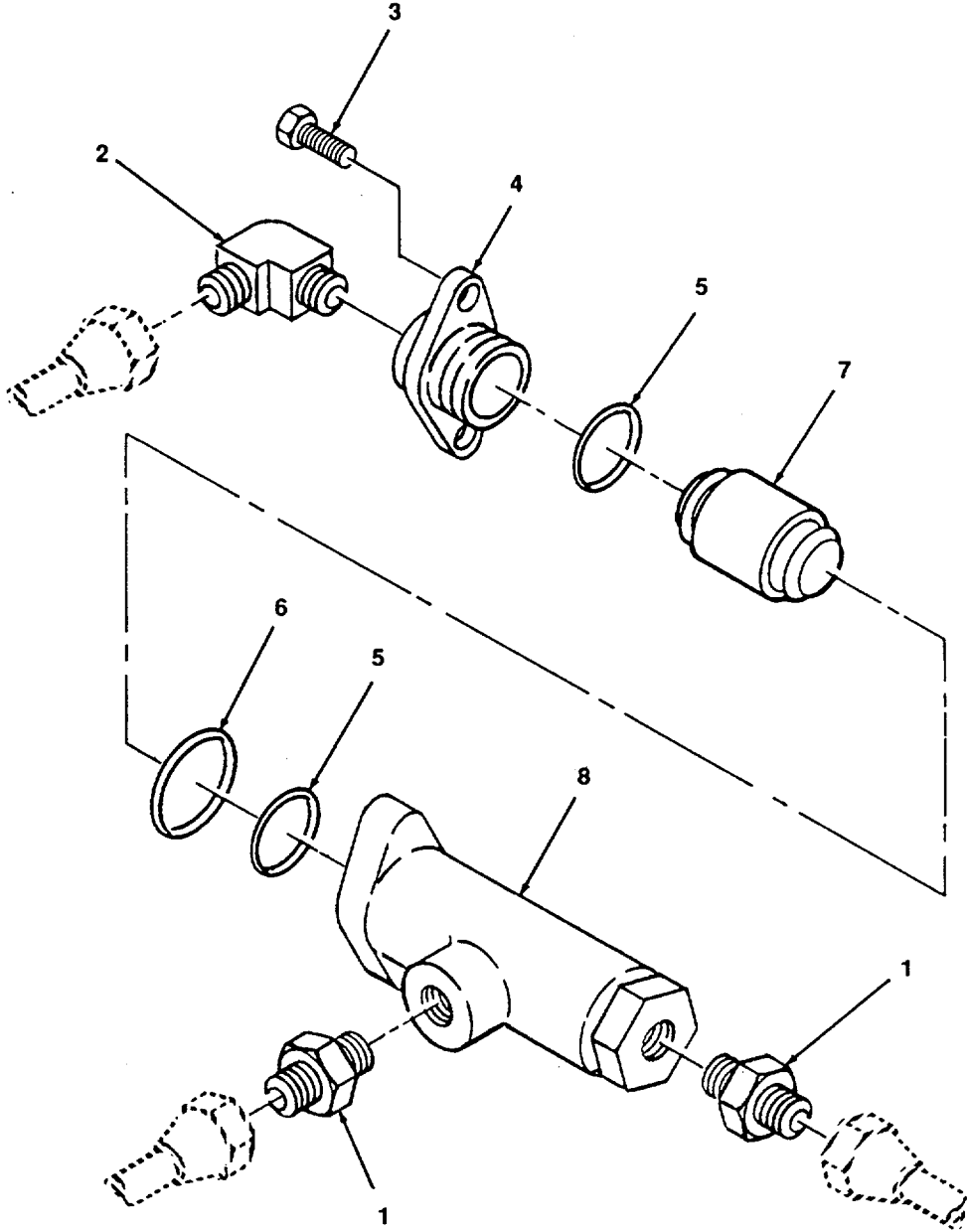
| (1) ITEM NUMBER | (2) FSCM | (3) PART NUMBER | (4) DESCRIPTION AND USABLE ON CODE (UOC) | (5) QTY |
|-----------------------|-------------|-----------------------|---|------------|
| | | | GROUP 20 AIR BRAKE SYSTEM, AIR GROUP | |
| | | | FIG. 169 VALVE, EMERGENCY BRAKE | |
| 1 | 96906 | MS51922-33 | NUT, LOCK, 3/8 IN. | 2 |
| 2 | 96906 | MS90725-58 | BOLT | 2 |
| 3 | 82722 | GASK854N | GASKET | 1 |
| 4 | 82722 | 565262 | PIPE, FLANGE, 1 1/4 IN. | 1 |
| 5 | 82722 | 535708 | NUT, CAP | 1 |
| 6 | 82722 | 7448 | SPRING | 1 |
| 7 | 82722 | 502365 | NUT, 1/2 IN., HEX | 1 |
| 8 | 82722 | 535707 | WASHER, FLAT | 1 |
| 9 | 82722 | 92273 | SEAT, VALVE | 1 |
| 10 | 82722 | 535706 | VALVE | 1 |
| 11 | 82722 | 4045 | COTTER PIN, 3/32 X 1/2 IN. | 2 |
| 12 | 82722 | 535710 | PIN, 5/16 X 1 1/4 IN. | 2 |
| 13 | 82722 | 535709 | LEVER, OPERATING | 1 |
| 14 | 82722 | 13574 | LEVER, VALVE | 1 |
| 15 | 82722 | 535704 | BODY | 1 |
| | | | END OF FIGURE | |



4833-170

Figure 170. Valve, Strainer and Check.

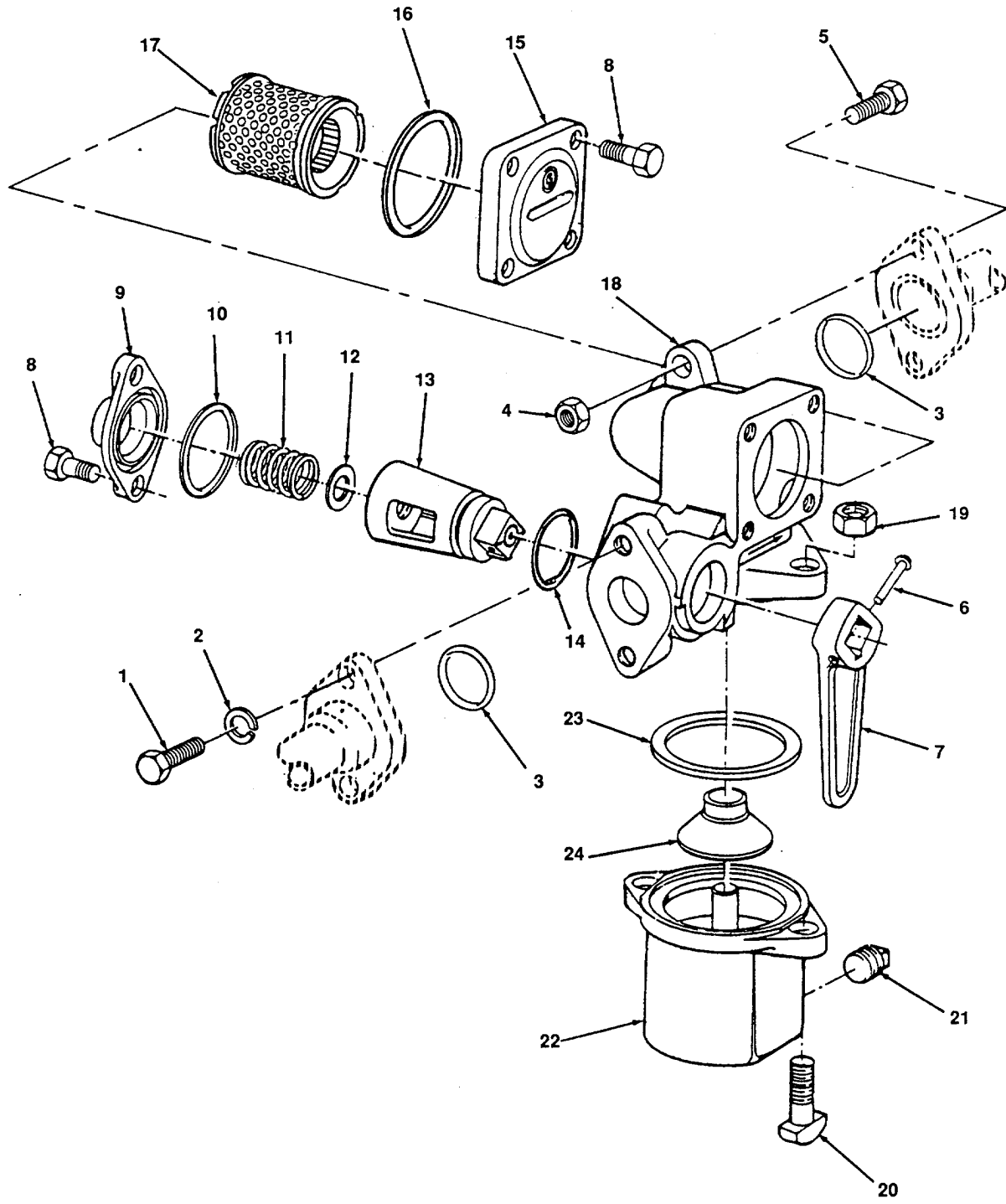
| (1) ITEM NUMBER | (2) FSCM | (3) PART NUMBER | (4) DESCRIPTION AND USABLE ON CODE (UOC) | (5) QTY |
|-----------------------|-------------|-----------------------|---|------------|
| | | | GROUP 20 AIR BRAKE SYSTEM, AIR GROUP | |
| | | | FIG. 170 VALVE, STRAINER AND CHECK | |
| 1 | 82722 | 543860 | NUT, CAP | 1 |
| 2 | 82722 | 24892 | BODY | 1 |
| 3 | 82722 | 95618 | SPRING | 1 |
| 4 | 82722 | 543859 | SHIM | 2 |
| 5 | 82722 | 543857 | SEAL, SPRING | 1 |
| 6 | 82722 | 542227 | VALVE, CHECK | 1 |
| 7 | 82722 | 543858 | RING, SNAP | 1 |
| 8 | 82722 | 2165 | NUT | 1 |
| 9 | 82722 | 14294 | SWIVEL, 3/8 IN. | 1 |
| 10 | 82722 | 81598 | GASKET, 1 5/32 IN. | 1 |
| 11 | 82722 | 14661 | NUT, CAP | 1 |
| 12 | 82722 | 1044 | STRAINER | 2 |
| 13 | 82722 | 734877 | HAIR, CURLED | 1 |
| 14 | 82722 | 25906 | FITTING, 3/8 CHOKE | 1 |
| | | | END OF FIGURE | |



4833-171

Figure 171. Valve, No. 24 Double Check.

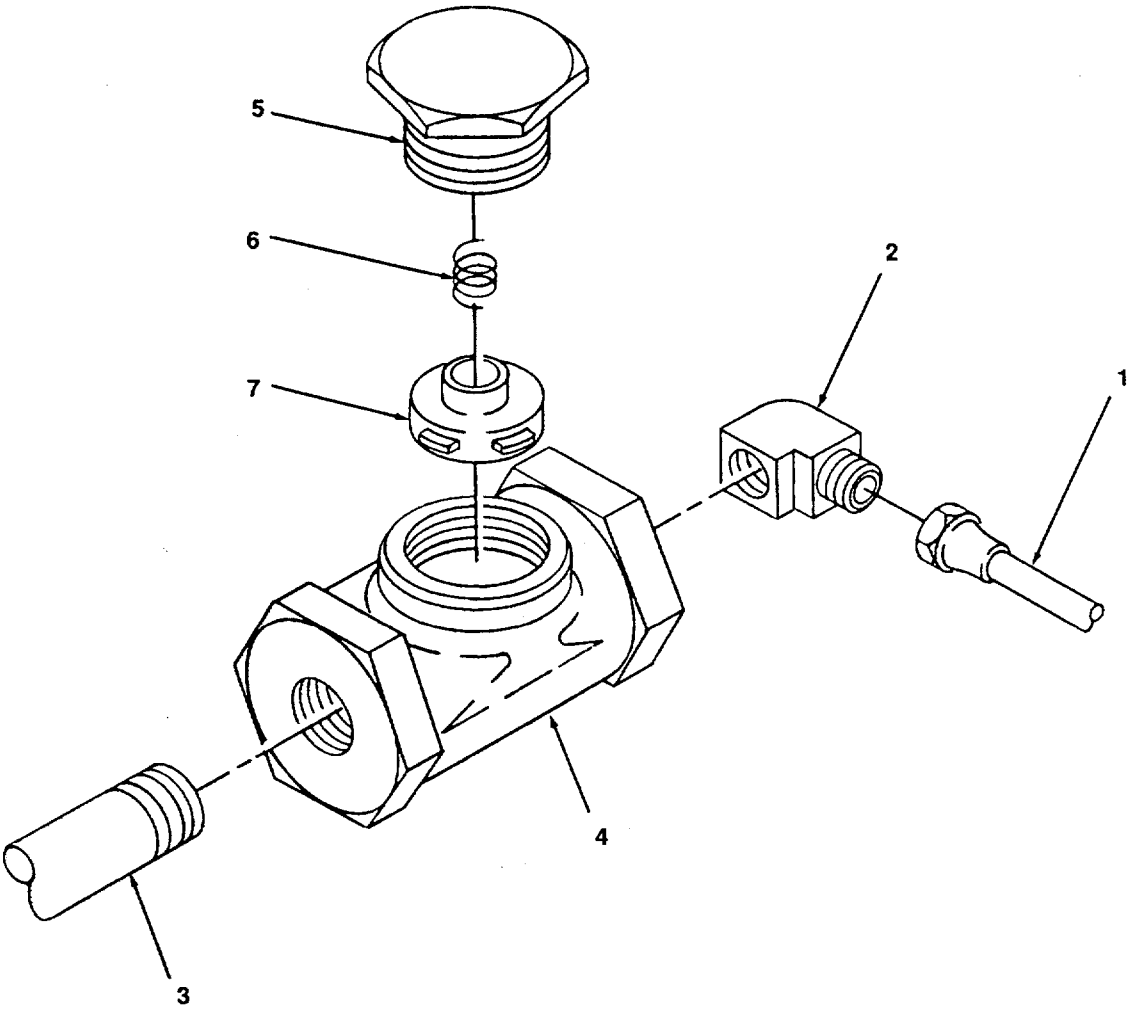
| (1) ITEM NUMBER | (2) FSCM | (3) PART NUMBER | (4) DESCRIPTION AND USABLE ON CODE (UOC) | (5) QTY |
|-----------------------|-------------|-----------------------|---|------------|
| | | | GROUP 20 AIR BRAKE SYSTEM, AIR GROUP | |
| | | | FIG. 171 VALVE, NO. 24, DOUBLE CHECK | |
| 1 | 30327 | 648F1-2X3-8 | ADAPTER, PIPETOTUBE, 1/2 IN. | 2 |
| 2 | 96906 | MS51504-BB | ELBOW, 3/8 X 1/2 | 1 |
| 3 | 82722 | 96053 | BOLT | 2 |
| 4 | 82722 | 560982 | FLANGE, END | 1 |
| 5 | 82722 | 523734 | O-RING, 7/8 IN. O. D. | 1 |
| 6 | 82722 | 523842 | O-RING, 5/8 IN. O. D. | 2 |
| 7 | 82722 | 560981 | VALVE | 1 |
| 8 | 82722 | 560980 | BODY | 1 |
| | | | END OF FIGURE | |



4833-172

Figure 172. Cut-Out Cock and Strainer.

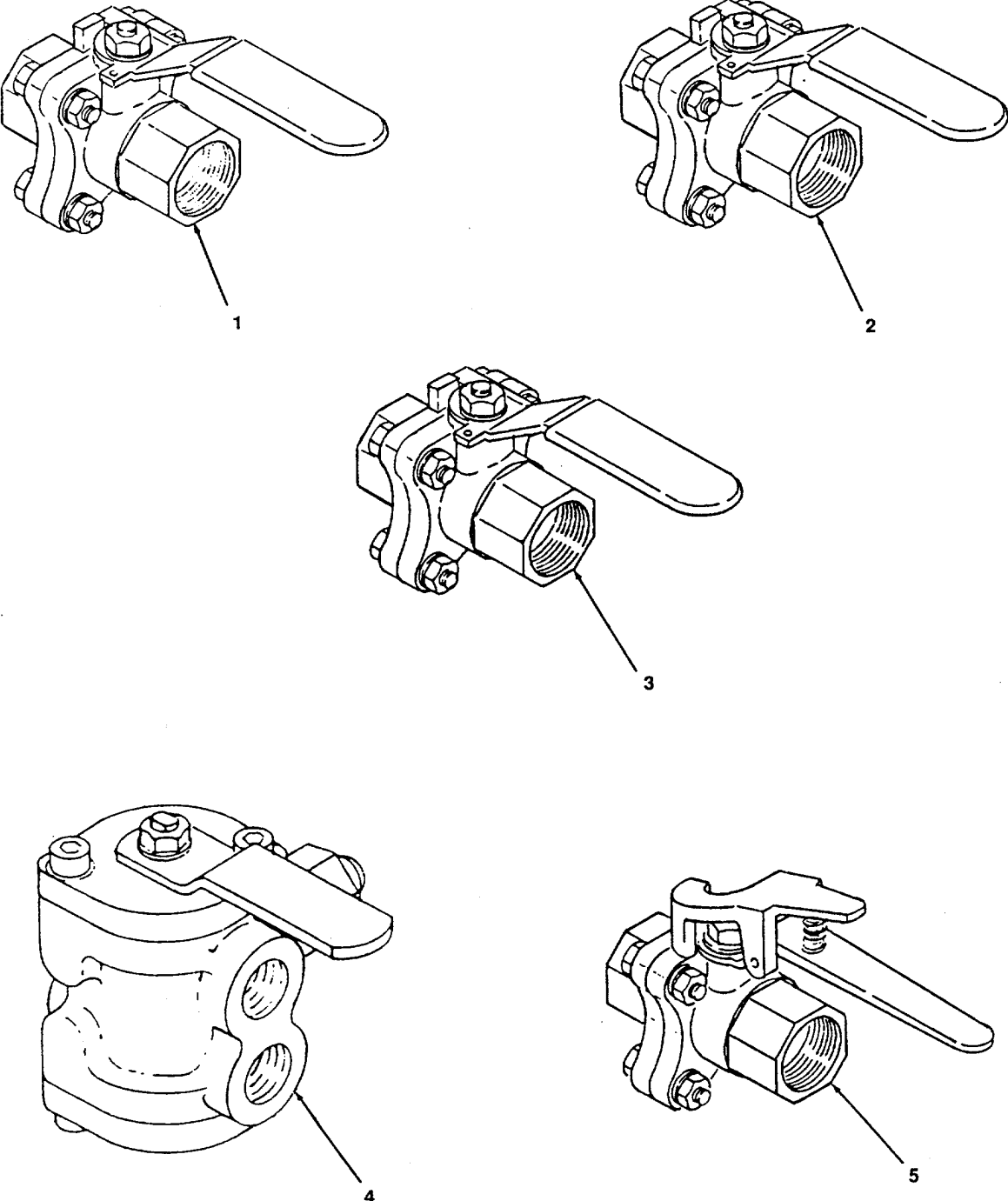
| (1) ITEM NUMBER | (2) FSCM | (3) PART NUMBER | (4) DESCRIPTION AND USABLE ON CODE (UOC) | (5) QTY |
|---|-------------|-----------------------|---|------------|
| GROUP 20 AIR BRAKE SYSTEM, AIR GROUP | | | | |
| FIG. 172 CUTOFF COCK AND STRAINER | | | | |
| 1 | 96906 | MS90725 | SCREW, HEX-HEAD, 3/8-16 X 1 IN | 2 |
| 2 | 96906 | MS35338-46 | LOCKWASHER, 3/8 IN. (NSN 5310-00-543-5101) | 2 |
| 3 | 96906 | | GASKET (NSN 5330-00-365-6626) | 2 |
| 4 | 96906 | MS51922-33 | LOCKNUTS, 1/2 IN. NF (NSN 5310-00-068-8067) | 2 |
| 5 | 96906 | MS90725-115 | BOLT, 1/2 X 2 IN. (NSN 5305-00-701-7628) | 2 |
| 6 | 82722 | 735187 | PIN | 1 |
| 7 | 82722 | 562837 | HANDLE | 1 |
| 8 | 82722 | 7978 | SCREW, HEX-HEAD | 6 |
| 9 | 82722 | 94942 | COVER, COCK KEY | 1 |
| 10 | 82722 | 94826 | GASKET | 1 |
| 11 | 82722 | 2094 | SPRING | |
| 12 | 82722 | 74 1758 | WASHER,NYLON | 1 |
| 13 | 82722 | 735279 | KEY | 1 |
| 14 | 82722 | 524794 | O-RING, 1 1/2 IN. O. D. | 1 |
| 15 | 82722 | 558140 | COVER, STRAINER | 1 |
| 16 | 82722 | 532616 | GASKET, 3 IN. O. D. RING | 1 |
| 17 | 82722 | 569146 | ELEMENT, FILTER | 1 |
| 18 | 82722 | 562836 | BODY | 1 |
| 19 | 96906 | 2505 | NUT,1/2 IN. HEX | 2 |
| 20 | 96906 | 10831 | BOLT,1/2 X 1 7/8 TEE HEAD | 2 |
| 21 | 96906 | 33310 | PLUG, 1/2 IN. PIPE | 1 |
| 22 | 96906 | 562838 | CHAMBER, DIRT | 1 |
| 23 | 96906 | 75932 | GASKET, DIRT CHAMBER | 1 |
| 24 | 96906 | 75551 | VALVE, CHECK | 1 |
| END OF FIGURE | | | | |



4833-173

Figure 173. Valve, Check, Rubber Seated.

| (1) ITEM NUMBER | (2) FSCM | (3) PART NUMBER | (4) DESCRIPTION AND USABLE ON CODE (UOC) | (5) QTY |
|-----------------------|-------------|-----------------------|--|------------|
| 1 | 72915 | | GROUP 20 AIR BRAKE SYSTEM, AIR GROUP FIG. 173 VALVE, CHECK, RUBBER SEATED FITTING, AIR LINE (NSN 4730-00-288-0826) NOTE: FITTING INCLUDES 1/2 IN. FLARE NUT (NSN 4710-00-203-3172) | 1 |
| 2 | 96906 | MS51504-BB | ELBOW, 3/8 X 1/2 | 1 |
| 3 | 96906 | | NIPPLE, PIPE, 3/8 IN. X 7/8 IN. (NSN 4730-00-188-1864) | 1 |
| 4 | 82722 | 543326 | VALVE, RUBBER SEATED, CHECK | 1 |
| 5 | 82722 | | NUT, FLARE, 1/2 IN. (NSN 4710-00-203-3172) | 1 |
| 6 | 82722 | 543092 | SPRING | 1 |
| 7 | 82722 | 578336 | VALVE | 1 |
| | | | END OF FIGURE | |



4833-174

Figure 174. Cut-Out Cock, Ball.

| (1) ITEM NUMBER | (2) FSCM | (3) PART NUMBER | (4) DESCRIPTION AND USABLE ON CODE (UOC) | (5) QTY |
|-----------------------|-------------|-----------------------|--|------------|
| | | | GROUP 20 AIR BRAKE SYSTEM, AIR GROUP | |
| | | | FIG. 174 CUTOUT, COCK, BALL | |
| 1 | 82722 | 572475 | COCK, BALL CUTOUT, 3/8 IN. | 2 |
| 2 | 82722 | 579831 | COCK, BALL CUTOUT, 1 1/4 IN. | 2 |
| 3 | 82722 | 576599 | COCK, BALL CUTOUT, 1/2 IN. | 8 |
| 4 | 82722 | 579082 | COCK, BALL CUTOUT, DOUBLE PORTED, 1/2 X 1/2 | 1 |
| 5 | 82722 | 576601 | COCK, BALL CUTOUT, 1 IN. | 1 |
| | | | END OF FIGURE | |

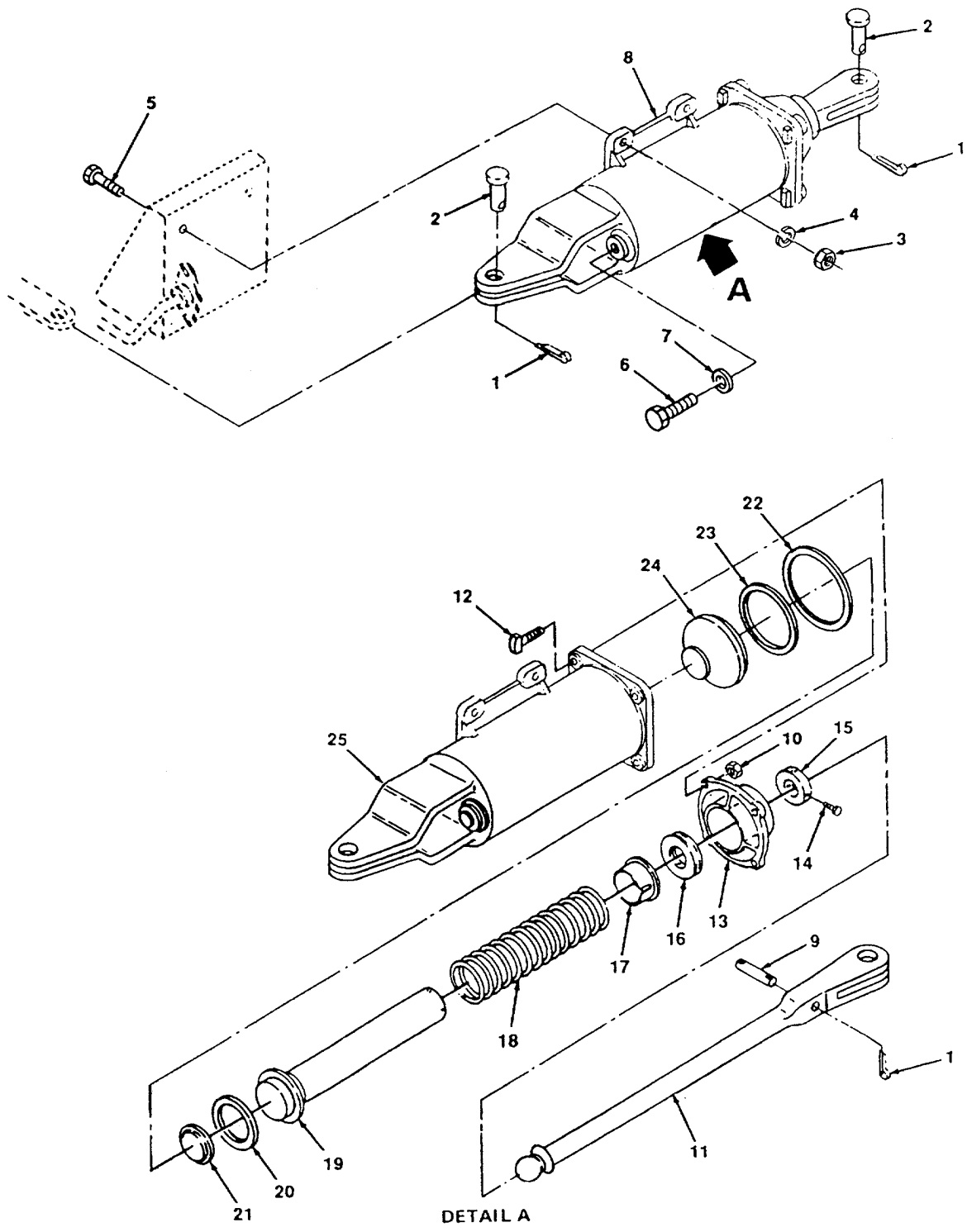
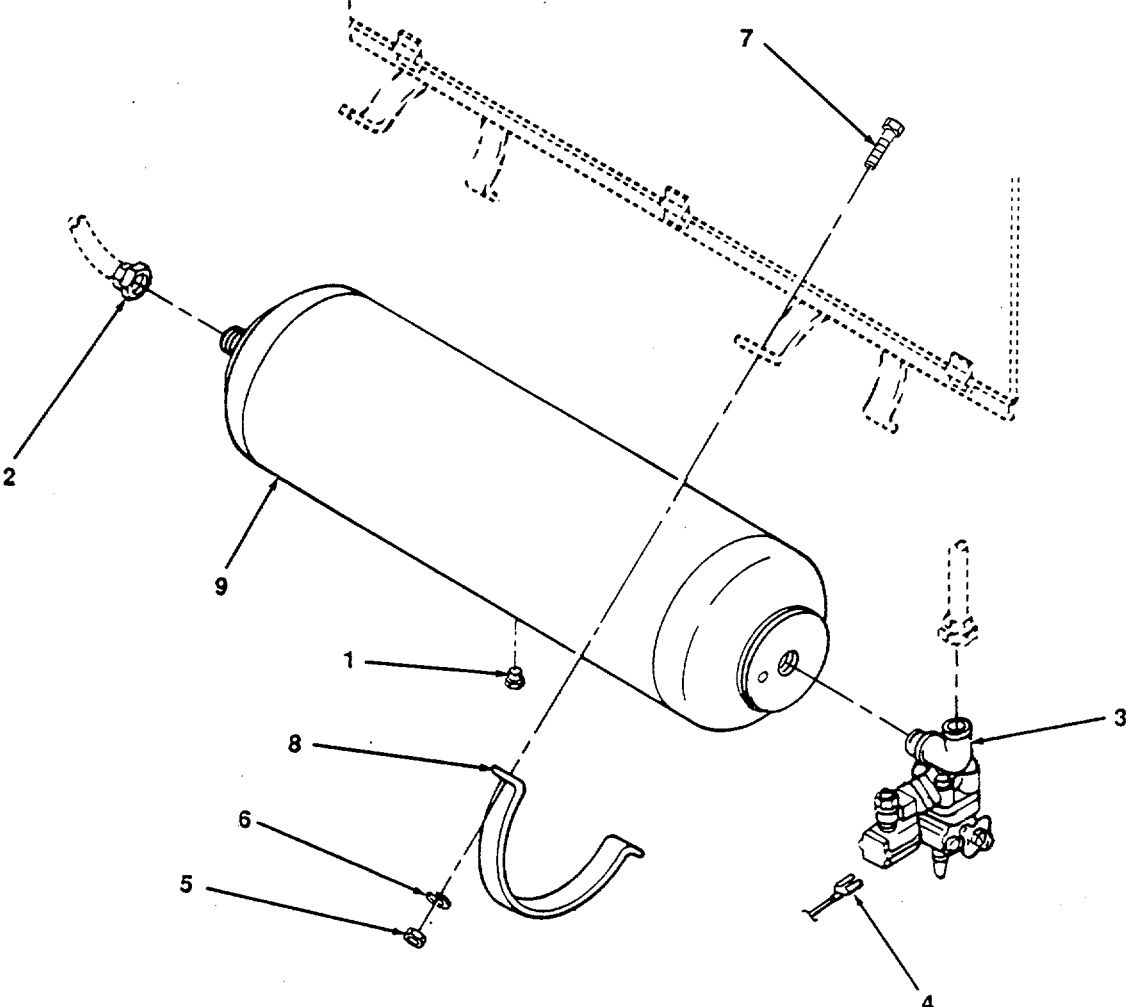


Figure 175. Cylinder, Brake.

| (1) ITEM NUMBER | (2) FSCM | (3) PART NUMBER | (4) DESCRIPTION AND USABLE ON CODE (UOC) | (5) QTY |
|-----------------------|-------------|-----------------------|---|------------|
| | | | GROUP 20 AIR BRAKE SYSTEM, AIR GROUP | |
| | | | FIG. 175 CYLINDER, BRAKE | |
| 1 | 96906 | MS4665-751 | PIN, COTTER | 2 |
| 2 | 82722 | | PIN, PUSH ROD HOLDER | 2 |
| 3 | 96906 | MS51967-21 | NUT, HEX,5/8 | 4 |
| 4 | 96906 | MS35338-50 | WASHER, LOCK, 5/8 | 4 |
| 5 | 96906 | MS90725-166 | SCREW, HEX, 5/8 X 2 1/2 IN. | 4 |
| 6 | 96906 | MS90725-109 | SCREW, HEX, 1/2 X 1 IN. | 4 |
| 7 | 96906 | MS27183-18 | WASHER, FLAT, 1/2 IN. | 4 |
| 8 | 82722 | 545811-2400 | CYLINDER ASSEMBLY, BRAKE | 1 |
| 9 | 82722 | 504379 | PIN, PUSH ROD HOLDER | 1 |
| 10 | 96906 | MS51967-09 | NUT, HEX,3/8 | 4 |
| 11 | 82722 | | PUSH ROD | 2 |
| 12 | 96906 | MS90725-60 | SCREW, HEX, 3/8 X 1 | 4 |
| 13 | 82722 | | FLANGE | 1 |
| 14 | 96906 | MS90725 | SCREW, HEX | 1 |
| 15 | 82722 | 506470 | HOLDER, PUSH ROD | 1 |
| 16 | 82722 | 501529 | GASKET, FELT | 1 |
| 17 | 82722 | 503892 | SEAT, SPRING | 1 |
| 18 | 82722 | 5877 | SPRING, HELICAL | 1 |
| 19 | 82722 | 543447 | PISTON ASSEMBLY | 1 |
| 20 | 82722 | 500163 | WASHER, PUSH ROD HOLDER | 8 |
| 21 | 82722 | 94988 | SCREW, PUSH ROD HOLDER | 8 |
| 22 | 82722 | 99109 | GASKET, NON PRESSURE HEAD TO BODY | 1 |
| 23 | 82722 | 97613 | LUBRICATOR, PISTON | 1 |
| 24 | 82722 | 96556 | CUP, PACKING, COMPRESSION CHAMBER | 1 |
| 25 | 82722 | | HOUSING, BRAKE CYLINDER | 1 |
| | | | END OF FIGURE | |



4833-170

Figure 176. Reservoir, Air.

| (1) ITEM NUMBER | (2) FSCM | (3) PART NUMBER | (4) DESCRIPTION AND USABLE ON CODE (UOC) | (5) QTY |
|-----------------------|-------------|-----------------------|---|------------|
| | | | GROUP 20 AIR BRAKE SYSTEM, AIR GROUP | |
| | | | FIG. 176 RESERVOIR, AIR | |
| 1 | 96906 | | PLUG, DRAIN (NSN 4730-00-010-3874 | 1 |
| 2 | 72423 | 1043-400 | LINE, AIR 1-1/2 IN | 1 |
| 3 | 72423 | 1203-300 | ELBOW | 1 |
| 4 | A2272 | 46522 | LEAD, ELECTRICAL | 1 |
| 5 | 96906 | MS51967-15 | NUT, HEX,1/2 | 4 |
| 6 | 96906 | MS35338-48 | WASHER, LOCK, 1/2 | 4 |
| 7 | 96906 | MS90725-89 | SCREW, HEX, 1/2 X 1/2 | 4 |
| 8 | | | BRACE, SUPPORT | 2 |
| 9 | 90615 | 516321 | RESERVOIR, AIR | 1 |
| | | | END OF FIGURE | |

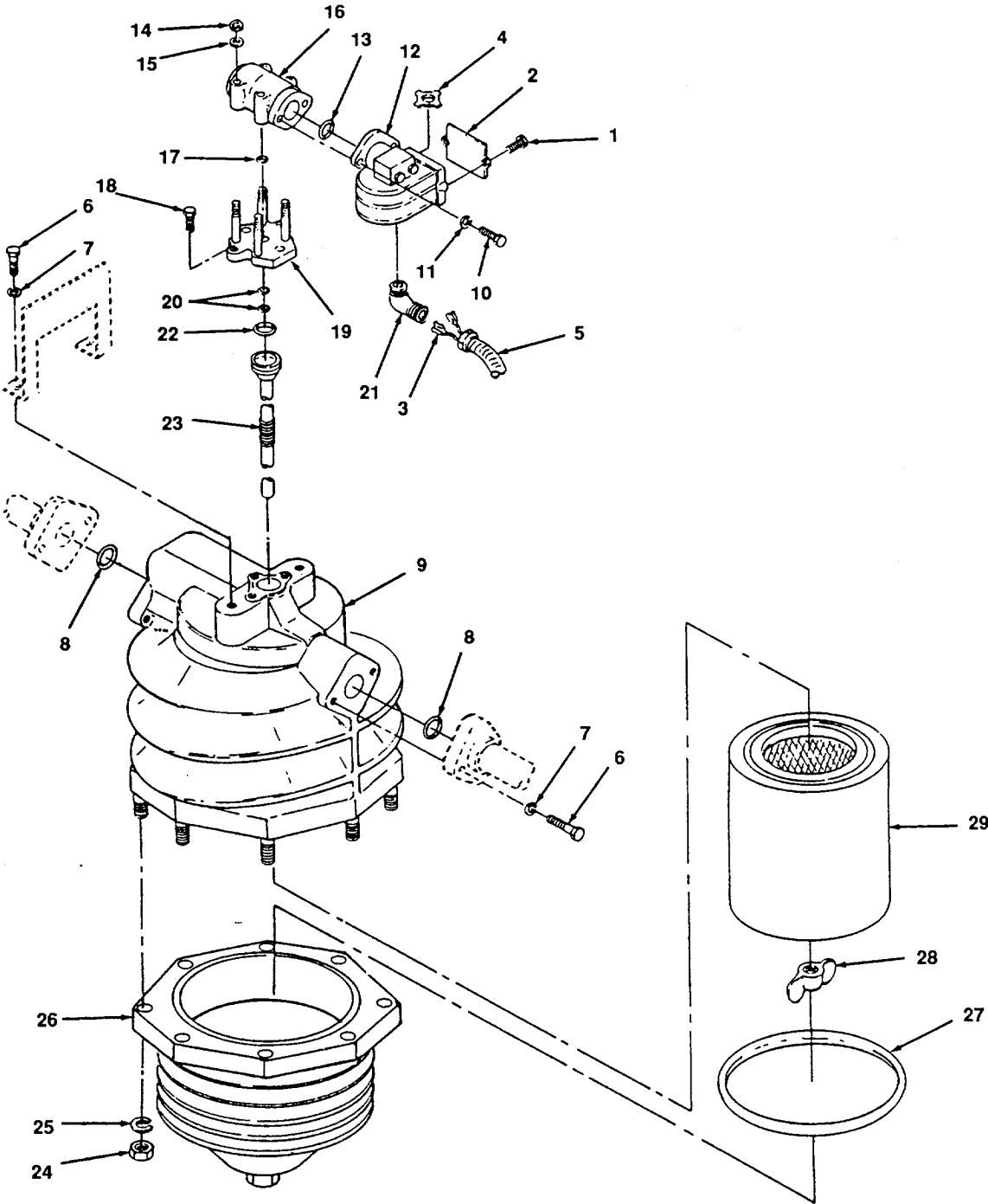


Figure 177. Filter Air Centrifugal, Primary.

| (1) ITEM NUMBER | (2) FSCM | (3) PART NUMBER | (4) DESCRIPTION AND USABLE ON CODE (UOC) | (5) QTY |
|-----------------------|-------------|-----------------------|--|------------|
| | | | GROUP 20 AIR BRAKE SYSTEM, AIR GROUP FIG. 177 FILTER, CENTRIFUGAL AIR, PRIMARY | |
| 1 | 96906 | MS90725-3 | SCREW, 1/4 X 1/2 IN. | 2 |
| 2 | 30187 | 2856-6 | COVER | 1 |
| 3 | 72915 | | LEAD, ELECTRICAL, MAKE FROM; 14 AWG 8491796 (72915), TERMINAL, 14 AWG, SPADE P/N A2272 (46522) | 2 |
| 4 | 96906 | MS51922-33 | NUT, CONDUIT, 1/2 IN. LOCK | 1 |
| 5 | 09641 | | CONDUIT (NSN 5975-00-100-8775) | 1 |
| 6 | 96906 | MS90725-162 | SCREW, HEX-HEAD, 5/8 X 1 1/2 IN. (NSN 5305-00-724-591 0) | 6 |
| 7 | 96906 | MS35338-50 | WASHER, LOCK, 5/8 IN. (NSN 5310-00-820-6653) | 6 |
| 8 | 82722 | 94790 | O-RING | 2 |
| 9 | 30187 | 824-74 | FILTER, AIR CENTRIFUGAL | 1 |
| 10 | 96906 | MS90725-6 | SCREW, HEX-HEAD | 2 |
| 11 | 96906 | MS35338-44 | WASHER, LOCK, 1/4 IN. | 2 |
| 12 | 30187 | 2103-2 | BODY, SOLENOID | 1 |
| 13 | 30187 | 1085 | O-RING | 1 |
| 14 | 30187 | 2127 | NUT, HEX | 4 |
| 15 | 30187 | 1908 | WASHER, FLAT | 4 |
| 16 | 30187 | 2103-2 | BODY, VALVE | 1 |
| 17 | 30187 | 1434 | SEAL | 1 |
| 18 | 30187 | 2127 | SCREW | 3 |
| 19 | 30187 | 2121 | ADAPTER, DRAIN VALVE | 1 |
| 20 | 30187 | 1476 | SEAL | 2 |
| 21 | 30187 | 2172 | ELBOW, 450 | 1 |
| 22 | 30187 | 2111 | O-RING | 1 |
| 23 | 30187 | 5126 | ASSEMBLY, EXHAUSTTUBE | 1 |
| 24 | 30187 | 2174 | NUT, HEX-HEAD | 8 |
| 25 | 30187 | 1684 | WASHER, LOCK | 8 |
| 26 | 30187 | 2182 | BOWL, SUMP | 1 |
| 27 | 30187 | 2170 | GASKET | 1 |
| 28 | 30187 | 2176 | NUT,WING | 1 |
| 29 | 30187 | 2181 | FILTER, ELEMENT | 1 |
| | | | END OF FIGURE | |

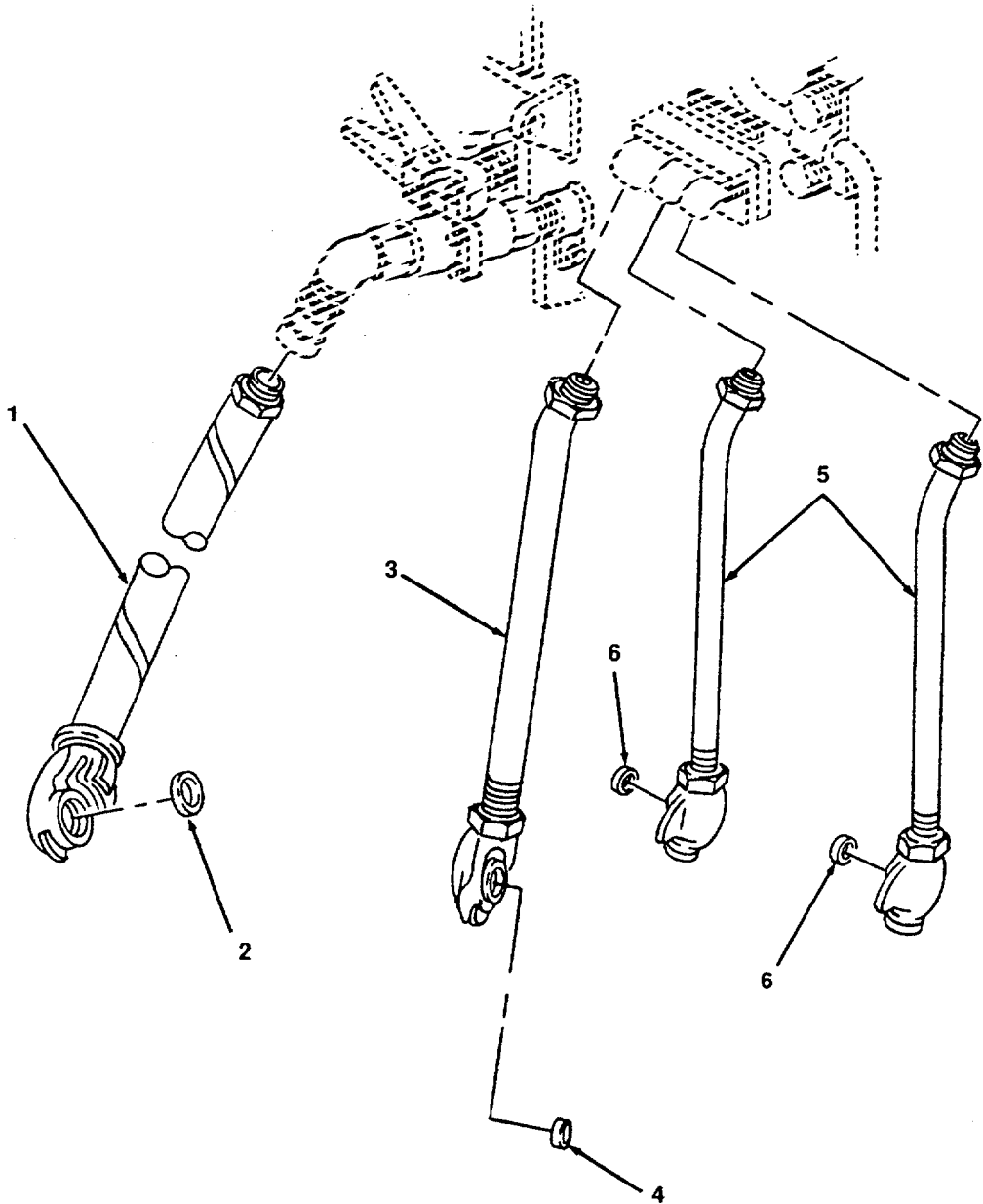


Figure 178. Hoses and Fittings, Trainline Air.

| (1) ITEM NUMBER | (2) FSCM | (3) PART NUMBER | (4) DESCRIPTION AND USABLE ON CODE (UOC) | (5) QTY |
|-----------------------|-------------|-----------------------|--|------------|
| | | | GROUP 20 AIR BRAKE SYSTEM, AIR GROUP | |
| | | | FIG. 178 HOSES AND FITTINGS, TRAINLINE AIR | |
| 1 | 82722 | 987101 | HOSE, AIR BRAKE: 1 3/8 IN. DIA. X 22 IN. LONG W/FP-5 COUPLING | 2 |
| 2 | 82722 | 563952 | GASKET, COUPLING | |
| 3 | 82722 | 542977 | HOSE, AIR BRAKE: MAIN RESERVOIR, 1 1/8 IN. DIA. X 29 IN. LONG W/LS-4 COUPLING | 2 |
| 4 | 82722 | 538976 | GASKET, COUPLING, 1 1/8 IN. DIA. | 1 |
| 5 | 82722 | 543007 | HOSE, AIR BRAKE: ACTUATING, 3/4 IN. DIA. X 25 IN. LONG W/HS-2 COUPLING | 4 |
| 6 | 82722 | 543408 | GASKET, COUPLING, 3/4 N. DIA | 4 |
| | | | END OF FIGURE | |

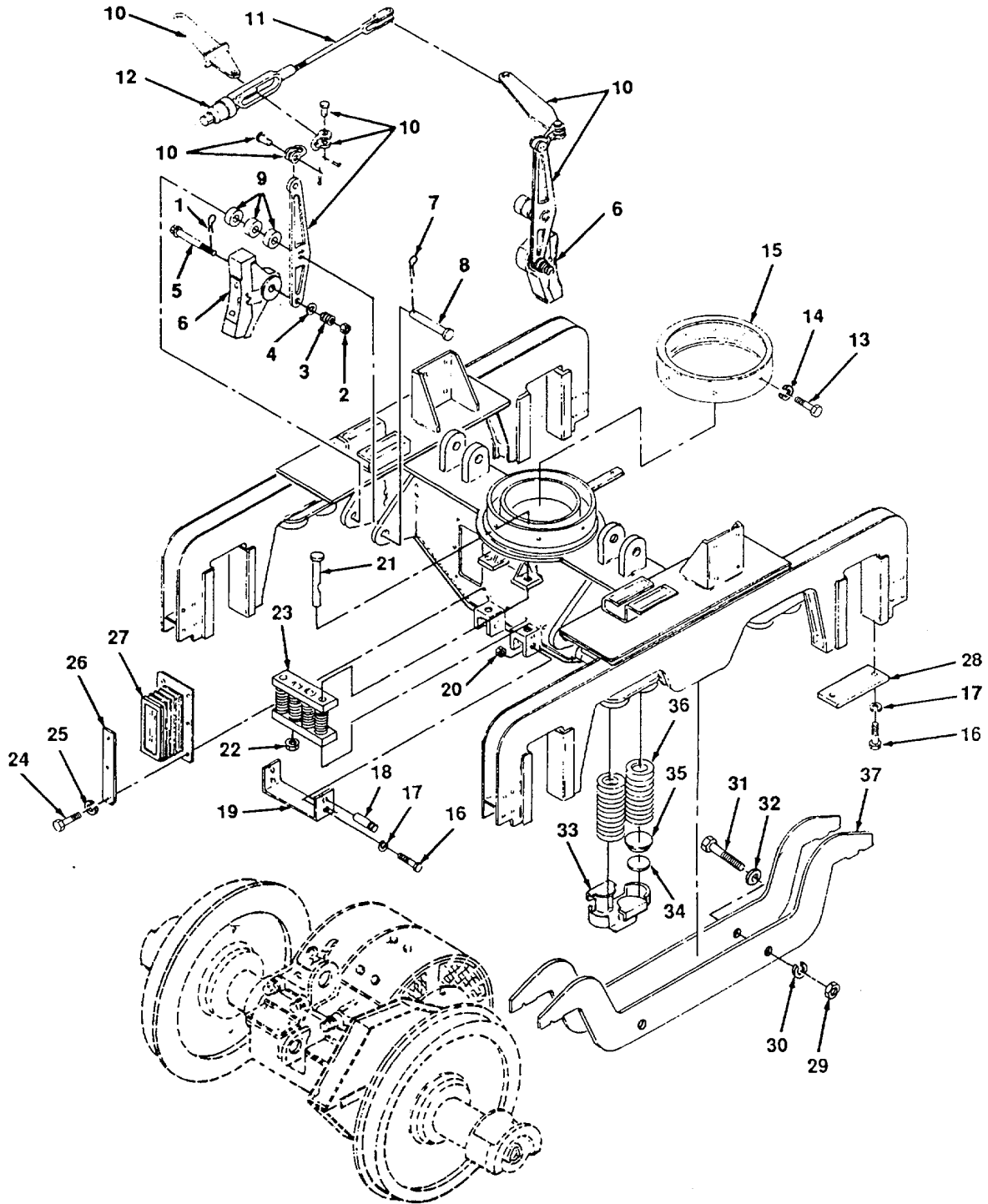


Figure 179. Truck Assembly.

| (1) ITEM NUMBER | (2) FSCM | (3) PART NUMBER | (4) DESCRIPTION AND USABLE ON CODE (UOC) | (5) QTY |
|-----------------------|-------------|-----------------------|--|------------|
| | | | GROUP 21 TRUCK AND UNDERFRAME GROUP FIG. 179 TRUCK ASSEMBLY 40-7-2570 | |
| 1 | 96906 | | PIN, COTTER (NSN 5315-00-899-5931) | 4 |
| 2 | 90615 | | NUT, CASTLE (NSN 5310-00-281-5346) | 4 |
| 3 | 90615 | | SPRING | 4 |
| 4 | 96906 | | SPACER | 4 |
| 5 | 96906 | MS90725 | SCREW, HEX-HEAD | 4 |
| 6 | 90615 | 29812 | HEADS, BRAKE | 4 |
| 7 | 96906 | MS24665-768 | PIN, COTTER | 4 |
| 8 | 96906 | | PIN, 1 X 3 IN. | 4 |
| 9 | 90615 | | SPACER, METAL | 12 |
| 10 | 90615 | | LEVERS ASSEMBLY, VERTICAL BRAKE | 4 |
| 11 | 90615 | | RODS, EQUALIZER | 2 |
| 12 | 90615 | 142X63 | HEADS, SLACKADJUSTER | 1 |
| 13 | 96906 | MS90725 | SCREW, HEX-HEAD | 8 |
| 14 | 96906 | MS35338 | WASHER, LOCK | 8 |
| 15 | 90615 | | COVER, DUST, MADE FROM FELT | 1 |
| 16 | 96906 | MS90725-24 | SCREW, HEX-HEAD, 3/8 X 1 1/2 IN. | 24 |
| 17 | 96906 | MS35338-46 | WASHER, LOCK, 3/8 IN. | 32 |
| 18 | 90615 | | PIN, RETAINER | 4 |
| 19 | 90615 | | HANGERS, SUSPENSION SAFETY | 4 |
| 20 | 96906 | MS51967-09 | NUT, HEX, 3/8-18 | 32 |
| 21 | 90615 | | PIN, SUSPENSION GUIDE | 4 |
| 22 | 96906 | MS519676-06 | NUT, HEX-HEAD | 1 |
| 23 | 90615 | 40-1-1940 | SUSPENSION ASSEMBLY | 1 |
| 24 | 96906 | MS90725 | SCREW, HEX-HEAD | 12 |
| 25 | 96906 | MS35338 | WASHER, LOCK | 12 |
| 26 | 96906 | | RETAINER | 2 |
| 27 | 90615 | 67-3-1800 | BELLOWS, TRACTION MOTOR | 2 |
| 28 | 90615 | 40-105900 | LINERS, PEDESTAL | 4 |
| 29 | 96906 | MS51967 | NUT, HEX-HEAD | 4 |
| 30 | 96906 | MS35338 | WASHER, LOCK | 4 |
| 31 | 96906 | MS51965 | SCREW, HEX-HEAD | 4 |
| 32 | 96906 | MS27183 | WASHER, FLAT | 4 |
| 33 | 90615 | 40-2-4410 | SEAT, EQUALIZER, SPRING | 8 |
| 34 | 90615 | | SHIM | 4 |

| (1) ITEM NUMBER | (2) FSCM | (3) PART NUMBER | (4) DESCRIPTION AND USABLE ON CODE (UOC) | (5) QTY |
|-----------------------|-------------|-----------------------|---|------------|
| 35 | 90615 | | <p>FIG. 179 TRUCK ASSEMBLY (CONT)</p> <p>SPACER, SNUBBER</p> | 4 |
| 36 | 90615 | 76-8-5 | SPRINGS, SNUBBER | 8 |
| 37 | 90615 | 40-4-41970 | EQUALIZERS | 4 |
| | | | <p>END OF FIGURE</p> | |

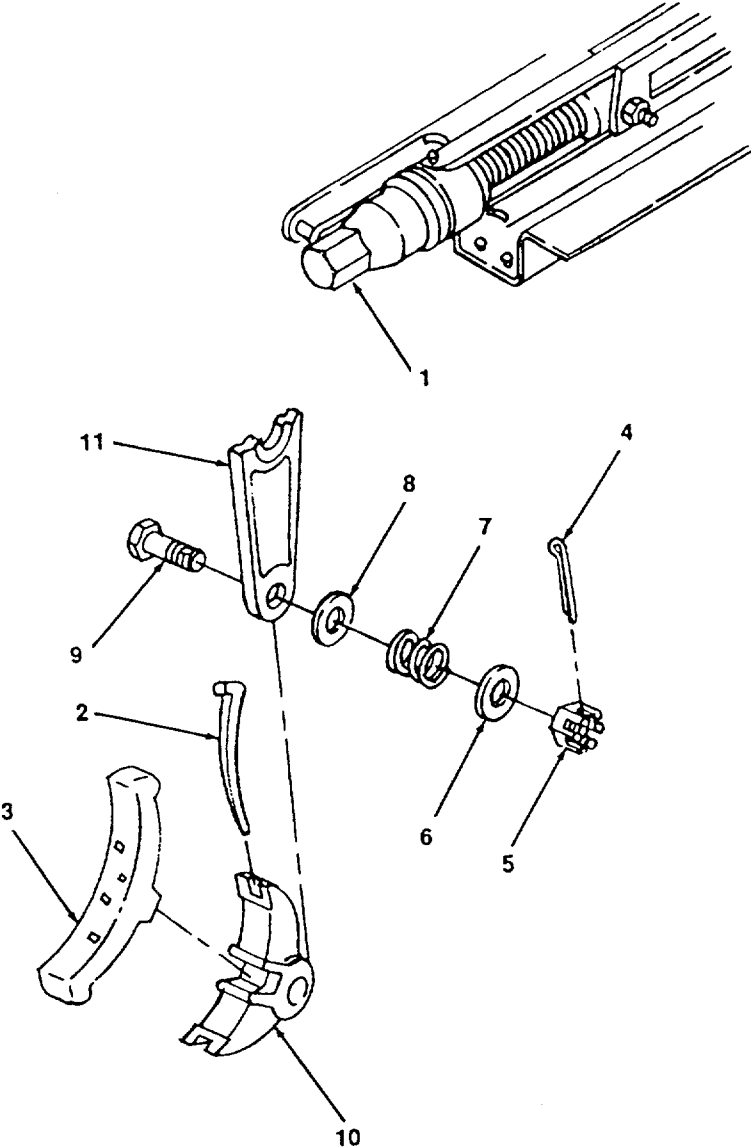


Figure 180. Foundation Brakeshoe and Brakehead.

| (1) ITEM NUMBER | (2) FSCM | (3) PART NUMBER | (4) DESCRIPTION AND USABLE ON CODE (UOC) | (5) QTY |
|-----------------------|-------------|-----------------------|--|------------|
| | | | GROUP 21 TRUCK AND UNDERFRAME | |
| | | | FIG. 180 FOUNDATION BRAKE SHOE AND BRAKE HEAD | |
| 1 | 24446 | 142X63 | HEAD, SLACK ADJUSTER | 1 |
| 2 | 82722 | 629356 | KEY, RETAINING (NSN 2200-00-224-3303) | 1 |
| 3 | 01862 | G4603C | BRAKE SHOE (NSN 2240-00-228-1064) | 1 |
| 4 | 96906 | | PIN, COTTER, 3/8 X 3 (NSN 5315-00-899-5931) | 1 |
| 5 | 96906 | | NUT, CASTLE, 1/2 IN. (NSN 5310-00-281-5346) | 1 |
| 6 | 96906 | MS27183-18 | WASHER, FLAT, 1/2 IN. | 1 |
| 7 | 82722 | | SPRING | 1 |
| 8 | 82722 | | SPACER, 1/2 IN. | 1 |
| 9 | 96906 | MS90725-1 11 | SCREW, HEX-HEAD, 1/2 X 1 1/4 | 1 |
| 10 | 82722 | 29812 | HEAD, BRAKE | 1 |
| 11 | 82722 | | LEVER, BRAKE | 1 |
| | | | END OF FIGURE | |

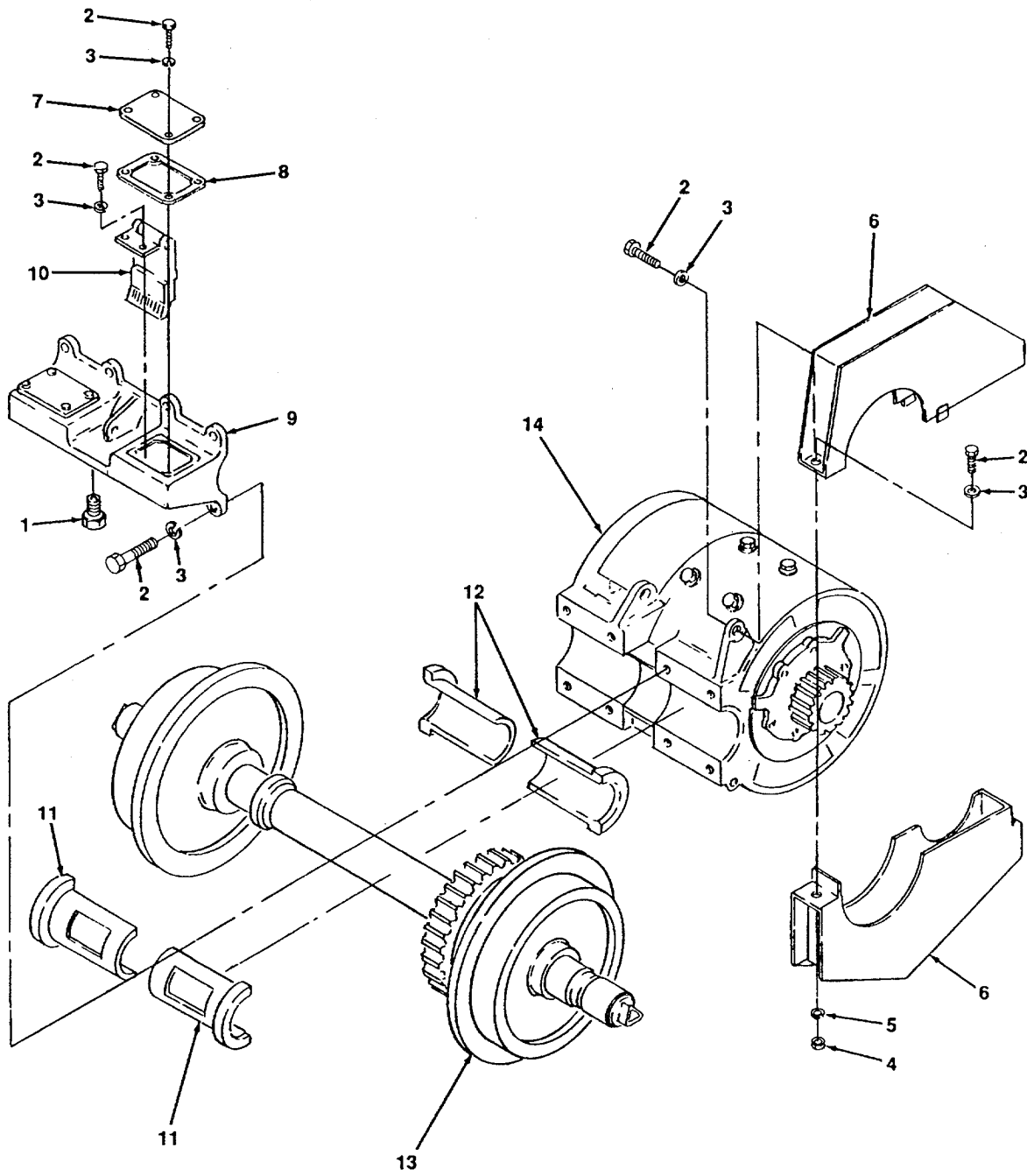


Figure 181. Traction Motor (Sheet 1 of 2).

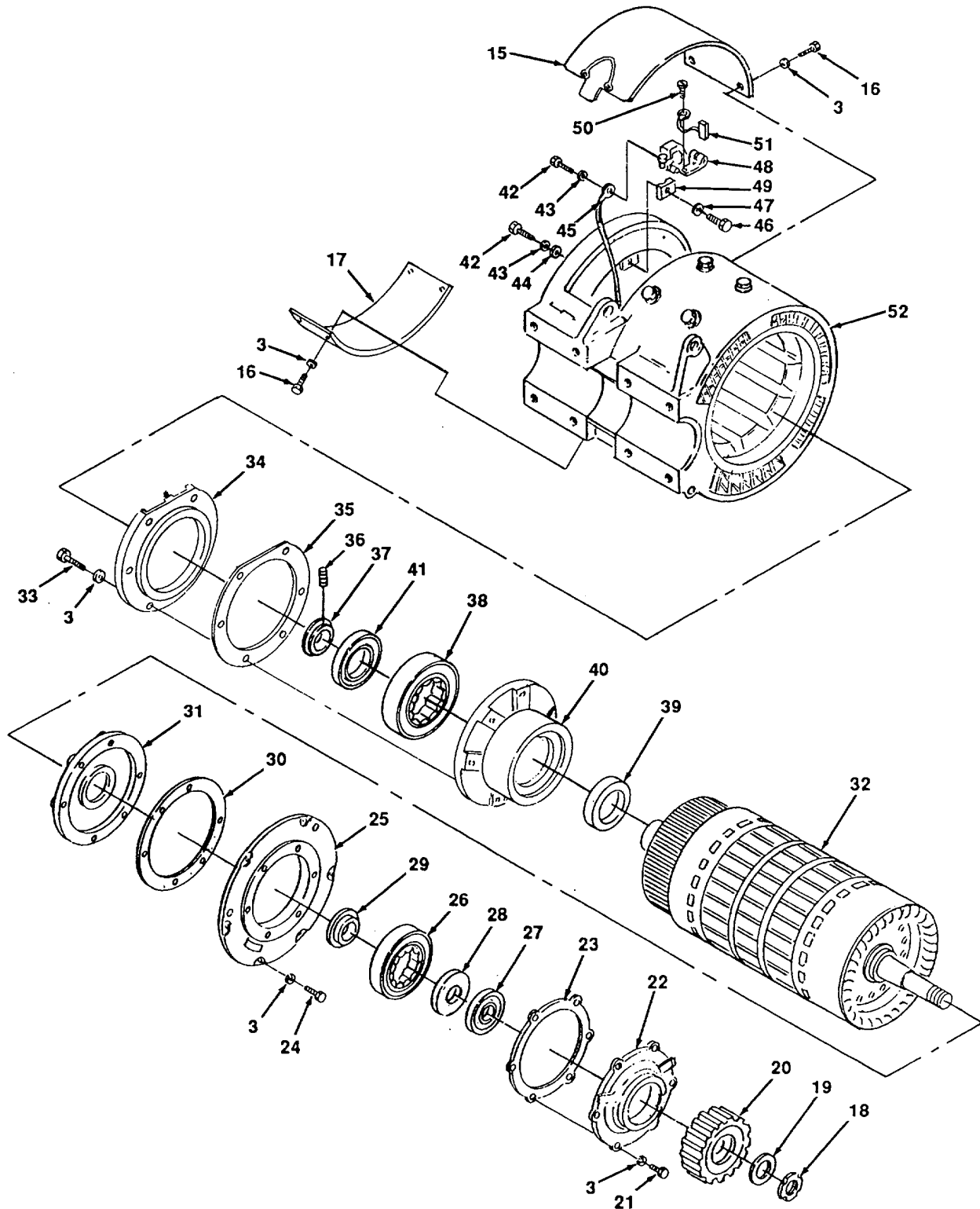


Figure 181. Traction Motor (Sheet 2 of 2).

| (1) ITEM NUMBER | (2) FSCM | (3) PART NUMBER | (4) DESCRIPTION AND USABLE ON CODE (UOC) | (5) QTY |
|-----------------------|-------------|-----------------------|---|------------|
| | | | GROUP 22 TRACTION MOTOR GROUP | |
| | | | FIG. 181 TRACTION MOTOR | |
| 1 | 79500 | | PLUG, OIL DRAIN | 1 |
| 2 | 96906 | MS90725-111 | SCREW, HEX-HEAD, 1/2 X 1 1/4 IN. | 21 |
| 3 | 96906 | MS35338-48 | WASHER, LOCK, 1/2 IN. | 42 |
| 4 | 96906 | MS51967-15 | NUT, HEX, 1/2 IN. | 2 |
| 5 | 96906 | MS27183-18 | WASHER, FLAT, 1/2 IN. | 2 |
| 6 | 79500 | 1642434 | CASE, GEAR, 2 PARTS | 1 |
| 7 | 79500 | 1641043 | COVER, BEARING CAP | 2 |
| 8 | 79500 | 1319353 | GASKET, BEARING CAP | 2 |
| 9 | 79500 | 1319350 | CAP, BEARING | 1 |
| 10 | 79500 | 1717318 | LUBRICATORS, MADE FROM; FELT | 2 |
| 11 | 79500 | 1642497 | AXLE BEARING HALVES, OUTER AXLE | 2 |
| 12 | 79500 | 1612191 | AXLE BEARING HALVES, INNER AXLE | 2 |
| 13 | 79500 | 95-4-1240 | WHEEL SET, RAILWAY | 2 |
| 14 | 79500 | 974A | MOTOR, TRACTION | 1 |
| 15 | 79500 | 1641042 | COVER, TRACTION MOTOR | 2 |
| 16 | 96906 | MS90725-107 | SCREW, HEX, 1/2 X 3/4 | 4 |
| 17 | 79500 | 1641043 | COVER, INSPECTION | 1 |
| 18 | 79500 | | SPANNER | 1 |
| 19 | 79500 | | RING, LOCK | 1 |
| 20 | 79500 | 740656 | GEAR, PINION | 1 |
| 21 | 96906 | MS90725-119 | SCREW, HEX-HEAD, 1/2 X 3 IN. | 6 |
| 22 | 19500 | 1592821 | CAP, BEARING, PINION END | 1 |
| 23 | 79500 | 1319352 | GASKET, BEARING CAP, OUTER | 1 |
| 24 | 96906 | MS90725-113 | SCREW, HEX-HEAD, 1/2 X 1 1/2 | 6 |
| 25 | 79500 | | COVER, TRACTION MOTOR FRAME | 1 |
| 26 | 79500 | 1592825 | BEARING ASSEMBLY AND OUTER RACE | 1 |
| 27 | 79500 | | SLINGER, OIL, OUTER | 1 |
| 28 | 79500 | | RACE, INNER | 1 |
| 29 | 79500 | 1592824 | SLINGER, OIL, INNER | 1 |
| 30 | 79500 | 1319353 | GASKET, BEARING INNER | 1 |
| 31 | 79500 | 1319350 | HOUSING, INNER BEARING CAP | 1 |
| 32 | 79500 | 1647230 | ARMATURE, TRACTION MOTOR | 1 |
| 33 | 96906 | MS90725-114 | SCREW, HEX-HEAD, 1/2 X 1 3/4 | 6 |
| 34 | 79500 | 1641756 | CAP, BEARING, COMMUTATOR END | 1 |

| (1) ITEM NUMBER | (2) FSCM | (3) PART NUMBER | (4) DESCRIPTION AND USABLE ON CODE (UOC) | (5) QTY |
|--|-------------|-----------------------|---|------------|
| FIG. 181 TRACTION MOTOR ASSEMBLY (CONT) | | | | |
| 35 | 79500 | 1641757 | GASKET, BEARING CAP | 1 |
| 36 | 79500 | | SCREW, SET | 2 |
| 37 | 79500 | | RING, RETAINER | 1 |
| 38 | 79500 | 1297217 | BEARING AND RACE ASSEMBLY | 1 |
| 39 | 79500 | 1592823 | SLINGER, OIL | 1 |
| 40 | 79500 | | HOUSING, BEARING | 1 |
| 41 | 79500 | | RACE, INNER | 1 |
| 42 | 96906 | MS90725-65 | SCREW, HEX-HEAD, 3/8 X 1 3/4 | 2 |
| 43 | 96906 | MS35338-46 | WASHER, LOCK, 3/8 | 2 |
| 44 | 96906 | MS27183-14 | WASHER, FLAT, 3/8 | 2 |
| 45 | | | LEAD, ELECTRICAL, MADE FROM; WIRE, 12 AWG, P/N 8491798 (72915) TERMINAL, STUD, 12 AWG, P/N 324045 (89110) | 2 |
| 46 | 96906 | MS90725-167 | SCREW, HEX-HEAD, 5/8 X 2 3/4 NC | 4 |
| 47 | 96906 | MS35338-50 | WASHERS, LOCK, 5/8 | 4 |
| 48 | 79500 | 1296631 | HOLDERS, BRUSH ELECTRICAL | 8 |
| 49 | 79500 | 1296630 | BLOCKS, HOLDERS | 8 |
| 50 | 96906 | MS35206-8 | SCREW, PAN-HEAD, 1/4 X 1 IN. | 32 |
| 51 | 79500 | 1260218 | BRUSH, ELECTRICAL | 32 |
| 52 | 79500 | 1642428 | FRAME MOTOR | 1 |
| END OF FIGURE | | | | |

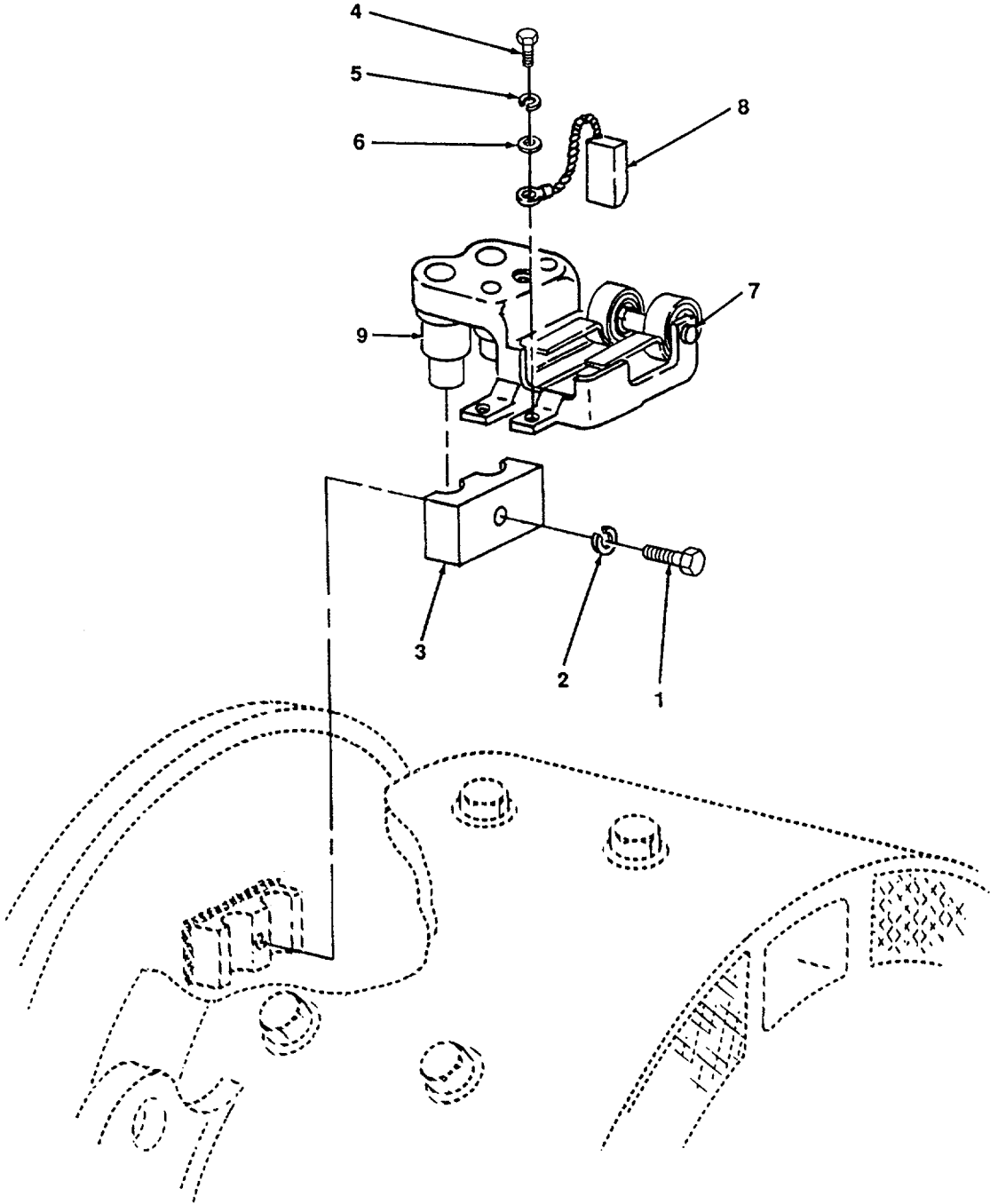


Figure 182. Brushes, Carbon and Holders.

| (1) ITEM NUMBER | (2) FSCM | (3) PART NUMBER | (4) DESCRIPTION AND USABLE ON CODE (UOC) | (5) QTY |
|-----------------------|-------------|-----------------------|---|------------|
| | | | GROUP 22 TRACTION MOTOR GROUP | |
| | | | FIG. 182 BRUSHES, CARBON AND HOLDERS | |
| 1 | 96906 | MS90725-167 | SCREW, HEX-HEAD, 5/8 X 2 3/4 IN. | 1 |
| 2 | 96906 | MS35338-50 | WASHER, LOCK, 5/8 | 1 |
| 3 | 79500 | | CLAMP | 2 |
| 4 | 96906 | MS35306-8 | SCREW, PAN HEAD, 1/4 X 1 IN. | 1 |
| 5 | 96906 | MS35338-44 | WASHER, LOCK, 1/4 IN. | 1 |
| 6 | 96906 | MS27183-10 | WASHER, FLAT, 1/4IN. | 1 |
| 7 | 79500 | 1187355 | SPRING, FINGER | 1 |
| 8 | 79500 | 1260218 | BRUSH, W/PIGTAIL ELECTRICAL CONTACT | 1 |
| 9 | 79500 | 1296631 | HOLDER, BRUSH, L.H., ELECTRICALCONTACT | 1 |
| 9 | 79500 | 1296630 | HOLDER, BRUSH, R.H., ELECTRICAL CONTACT | 1 |
| | | | END OF FIGURE | |

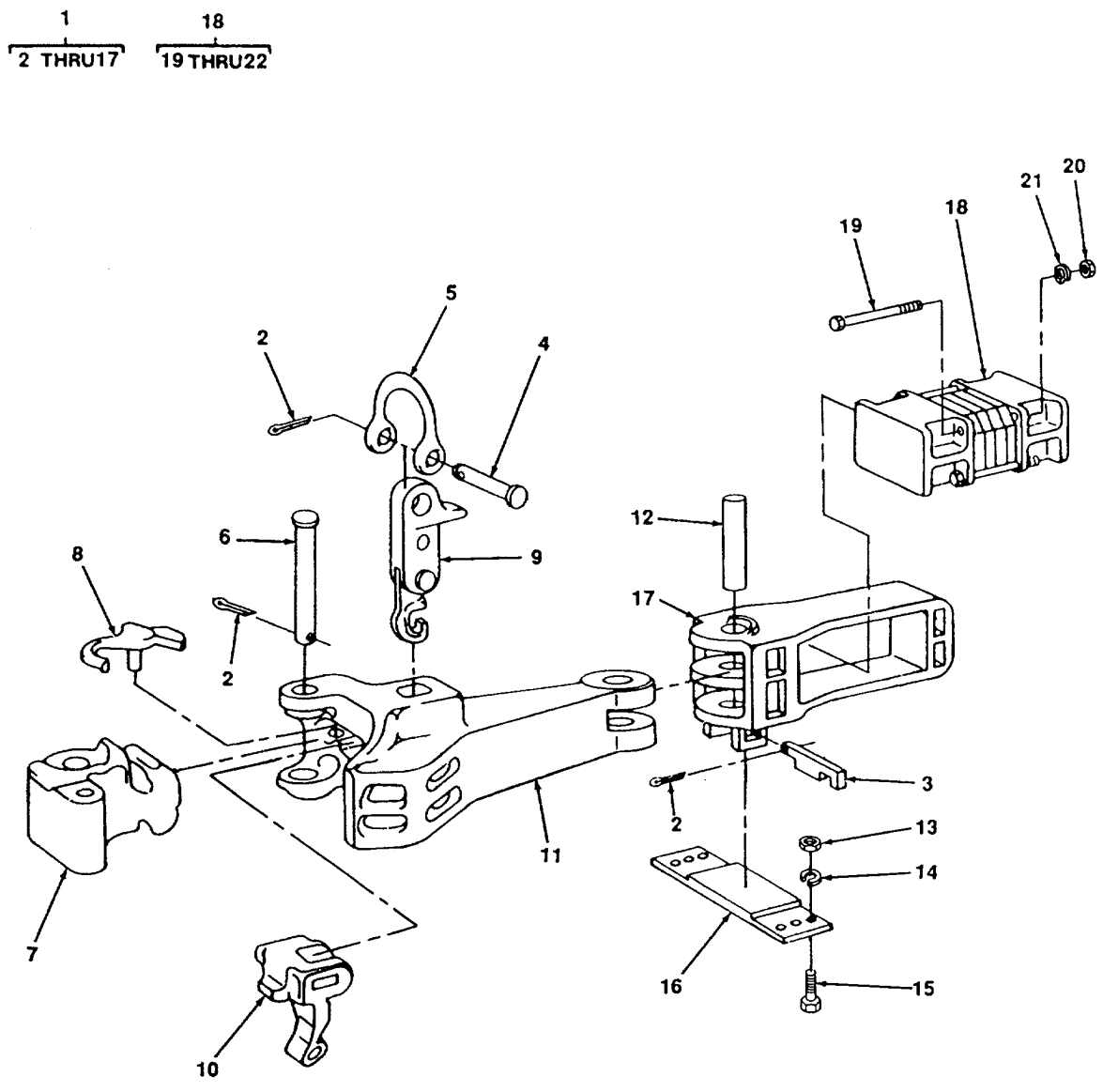


Figure 183. Draft Gear Group.

| (1) ITEM NUMBER | (2) FSCM | (3) PART NUMBER | (4) DESCRIPTION AND USABLE ON CODE (UOC) | (5) QTY |
|-----------------------|-------------|-----------------------|--|------------|
| | | | GROUP 24 DRAFT GEAR GROUP | |
| | | | FIG. 183 DRAFT GEAR GROUP | |
| 1 | 76663 | 37060A | COUPLER, RAILWAY AUTOMATIC | 2 |
| 2 | 96906 | | PIN, COTTER; 1/4 IN. DIA. X 2 IN. LONG (NSN 5315-00-209-7273) | 2 |
| 3 | 76663 | | PIN, LOCK | 2 |
| 4 | 76663 | | PIN, HEADED STRAIGHT; UNCOUPLER CLEVIS, 3/4 IN. DIA. X 2 1/2 IN. LONG | 4 4 |
| 5 | 76663 | | LOOP, UNCOUPLER CLEVIS | 2 |
| 6 | 76663 | C10 | PIN, STRAIGHT, HEADED KNUCKLE | 2 |
| 7 | 24446 | E50 | KNUCKLE | 2 |
| 8 | 76663 | E30 | THROWER, AUTOMATIC COUPLER | 2 |
| 9 | 24446 | 37-1-1770 | LIFTER, LOCK | 2 |
| 10 | 76663 | E40 | LOCK, COUPLER (NSN 2240-161-2236) | 2 |
| 11 | 76663 | 21-2-530 | COUPLER, POCKET | 2 |
| 12 | 76663 | XB104 | BUSHING | 2 |
| 13 | 96906 | MS51967-12 | NUT, HEX, 7/16 | 2 |
| 14 | 96906 | MS35338-47 | WASHER, LOCK | 2 |
| 15 | 96906 | MS90725-60 | SCREW, HEX-HEAD, 7/16-14 UNC | 2 |
| 16 | 76663 | 7920 | PLATE, CARRIER | 2 |
| 17 | 76663 | 35945C | YOKE | 2 |
| 18 | 76663 | 36068C | GEAR ASSEMBLY, DRAFT | 2 |
| 19 | 76663 | 36106-1 | SCREW, HEX-HEAD | 4 |
| 20 | 76663 | 3610602 | NUT, HEX | 4 |
| 21 | 96906 | 35338 | WASHER, LOCK | 4 |
| | | | END OF FIGURE | |

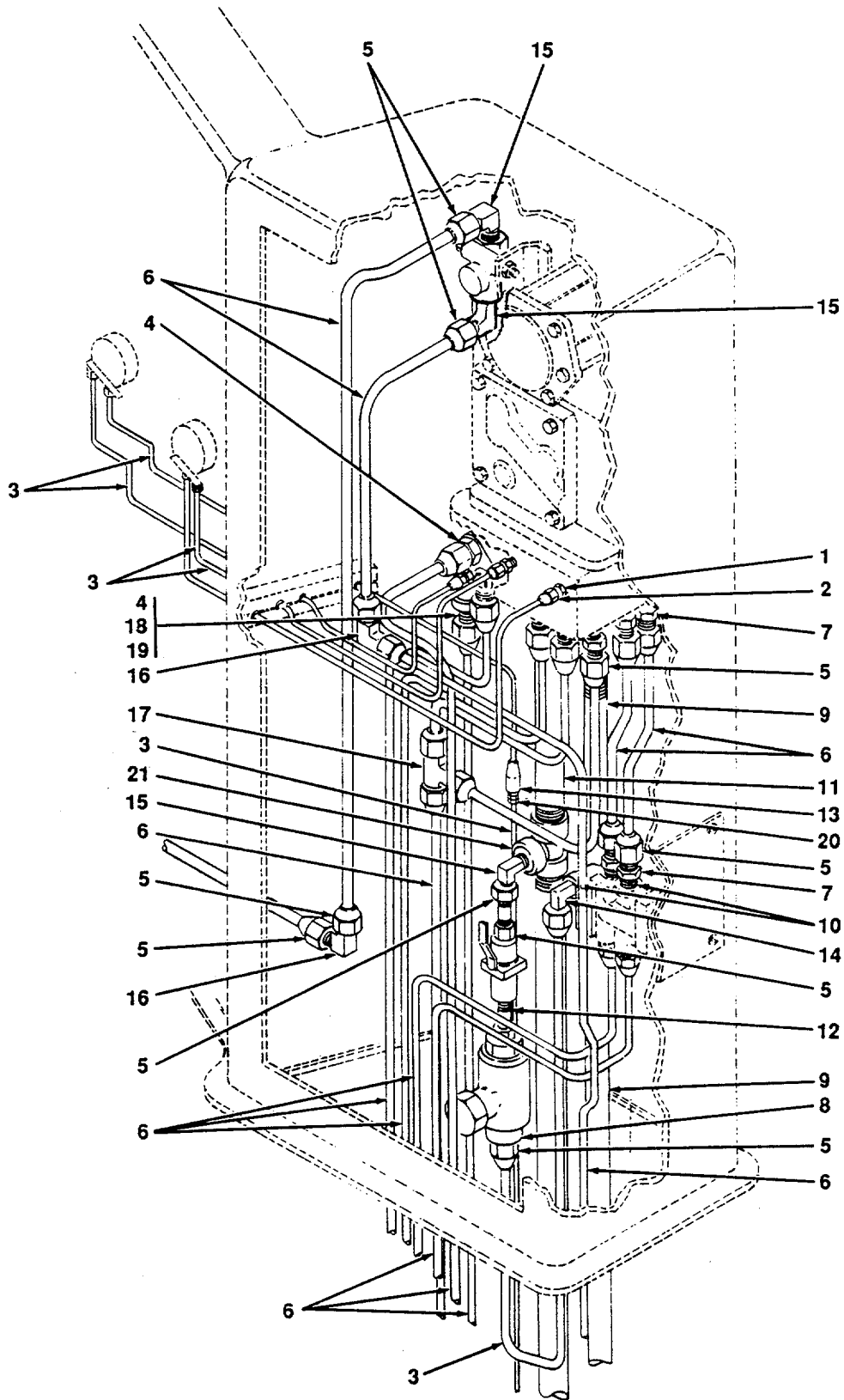


Figure 184. Control Stand Piping.

| (1) ITEM NUMBER | (2) FSCM | (3) PART NUMBER | (4) DESCRIPTION AND USABLE ON CODE (UOC) | (5) QTY |
|--------------------------------------|-------------|-----------------------|---|------------|
| GROUP 25 PIPING SYSTEM GROUP | | | | |
| FIG. 184 CONTROL STAND PIPING | | | | |
| 1 | 96906 | MS5150084-4 | ADAPTER, TUBE TO PIPE, 1/4 X 1/4 | 1 |
| 2 | 96906 | MS35872-2 | NUT, FLARE, TUBE, 1/4 | 1 |
| 3 | 04741 | 1BC9350 | TUBING, COPPER, 1/4 IN., 20 FT | V |
| 4 | 96906 | MS515008-4 | ADAPTER, PIPE TO TUBE, 1/4 X 1/2 | 1 |
| 5 | 96906 | MS35872-4 | NUT, FLARE, 1/2 IN. | 27 |
| 6 | 95535 | 55229 | TUBING, COPPER, 1/2 IN. X 50 FT. | V |
| 7 | 96906 | MS51500-B6-8 | ADAPTER, TUBE TO PIPE, 1/2 X 3/8 | 13 |
| 8 | 30327 | MS51500-B8-8 | ADAPTER, 1/2 IN. | 2 |
| 9 | 72423 | ASTM-A120 | PIPE, BLACK, SCHED. 80, 3/4 IN. X 20 FT | V |
| 10 | 72423 | 2071 -099 | BUSHING, REDUCER, PIPE, 1/2 X 3/8 IN. | 2 |
| 11 | 72423 | ASTM-A120 | PIPE, BLACK, SCHED. 80, 1 IN. X 20 FT | V |
| 12 | 30327 | MS51873-49 | NIPPLE, 3/8 | 1 |
| 13 | 30327 | 649F1-2X3-9 | ELBOW, PIPE TO TUBE, 3/8 X 1/2 | 1 |
| 14 | 72423 | 1221-140 | TEE, PIPE, 3/4 X 1/2 X 3/4 | 1 |
| 15 | 96906 | MS51504BB-8 | ELBOW, PIPE TO TUBE, 1/2 X 1/2 | 3 |
| 16 | 96906 | MS51505-BB | ELBOW, TUBE 1/2 IN. | 2 |
| 17 | 96906 | MS549008-3 | TEE, TUBE, 1/2 IN. | 1 |
| 18 | 96906 | MS51873-25 | NIPPLE, PIPE (CLOSE), 1/4 IN. | 1 |
| 19 | 96906 | 1201-04 | ELBOW, PIPE, 1/4 IN. | 1 |
| 20 | 30327 | 642F1-4 | COUPLING, TUBE, 1/4 X 1/4 IN. | 1 |
| 21 | 96906 | 1221-180 | TEE, PIPE, 1 X 1/2 X 1 | 1 |
| END OF FIGURE | | | | |

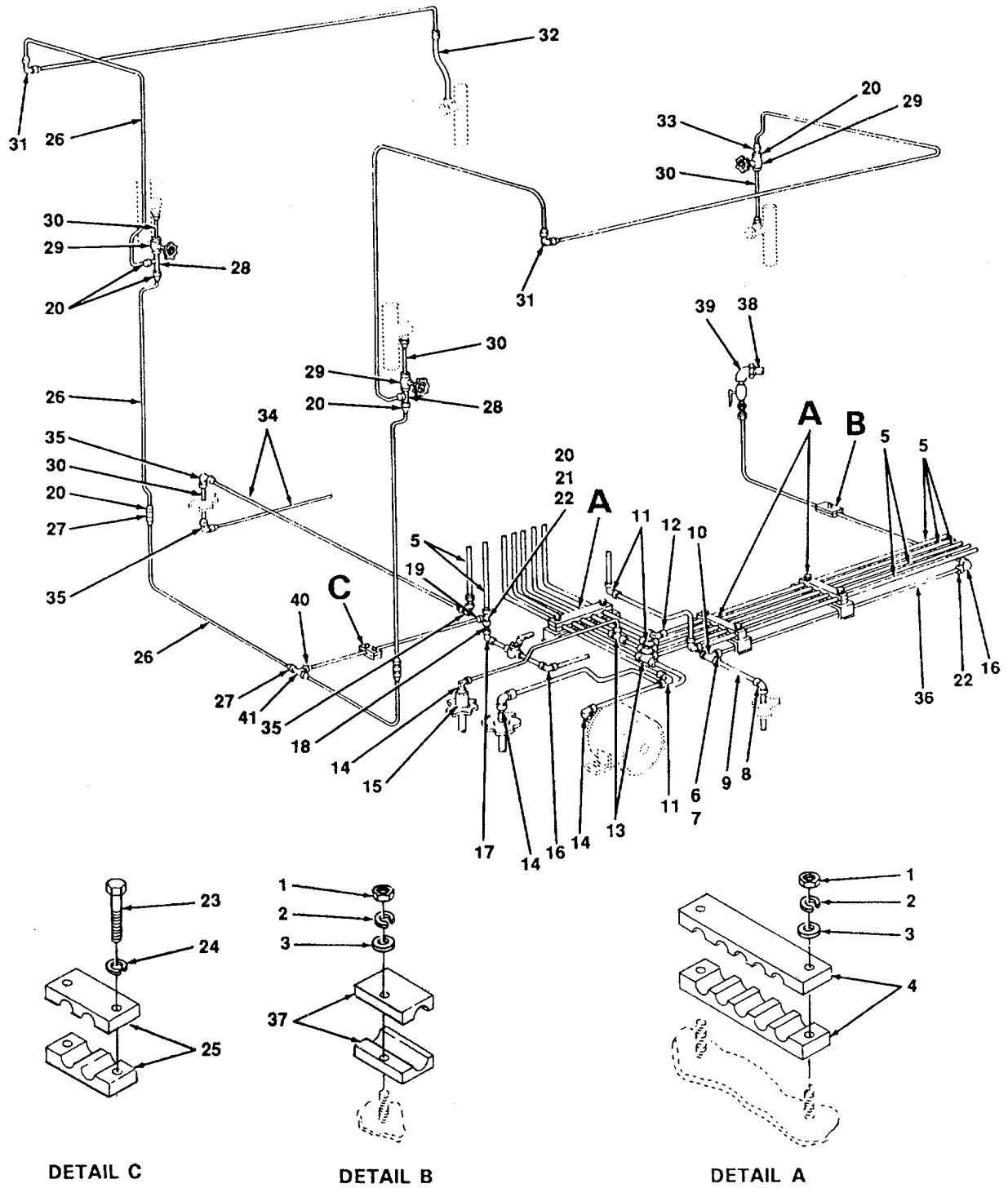


Figure 185. Cab Air Piping.

| (1) ITEM NUMBER | (2) FSCM | (3) PART NUMBER | (4) DESCRIPTION AND USABLE ON CODE (UOC) | (5) QTY |
|-----------------------|-------------|-----------------------|---|------------|
| | | | GROUP 25 PIPING SYSTEM GROUP | |
| | | | FIG. 185 CAB AIR, PIPING | |
| 1 | 96906 | MS51967-06 | NUT, HEX, 5/16 | 6 |
| 2 | 96906 | MS35338-45 | WASHER, LOCK, 5/16 | 6 |
| 3 | 96906 | MS27183-12 | WASHER, FLAT, 5/16 | 6 |
| 4 | 97403 | 13228E2136 | CLAMP, TUBING, 1/2 IN. DIAMETER HOLE | 3 |
| 5 | 95535 | 55229 | TUBING, COPPER, 1/2 IN. X 50 FT | V |
| 6 | 72423 | 2071-198 | BUSHING, REDUCER 1 TO 1/2 IN. | 1 |
| 7 | 72423 | 2071-099 | BUSHING, REDUCER 1/2 TO 3/8 | 1 |
| 8 | 72423 | 1643-200 | UNION, ELBOW, 1 IN. | 1 |
| 9 | 96906 | MS51873-132 | NIPPLE, PIPE, 1 X 6 IN. | 1 |
| 10 | 72423 | 1221-200 | TEE, PIPE, 1 IN. | 1 |
| 11 | 30327 | 655F1-2 | ELBOW, TUBING, 1/2 IN. | 5 |
| 12 | 96906 | MS35872-4 | NUT, FLARE, 1/2 IN. | 18 |
| 13 | 30327 | 44F-08 | TEE, TUBING, 1/2 IN. | 2 |
| 14 | 30327 | 649F1-2XG-8 | ELBOW, TUBE TO PIPE, 1/2 X 3/8 IN. | 3 |
| 15 | 72423 | 1240-100 | COUPLING, PIPE, 1/2 IN. | 2 |
| 16 | 72423 | 1201-060 | ELBOW, PIPE, 3/8 IN. | 3 |
| 17 | 72423 | 1203-060 | ELBOW, STREET, 3/8 | 1 |
| 18 | 96906 | MS51873-55 | NIPPLE, PIPE, 3/8 X 2 IN. | 1 |
| 19 | 96906 | MS35069-32 | ADAPTER, PIPE TO PIPE, 3/8 X 1/4 IN. | 1 |
| 20 | 30327 | 641F1-4 | NUT, FLARE, 1/4 IN. | 16 |
| 21 | 72423 | 1221-060 | TEE, PIPE, 3/8 IN. | 1 |
| 22 | 96906 | M551500-88 | ADAPTER, PIPE TO TUBE, 3/8 X 1/2 | 3 |
| 23 | 96906 | MS90725-11 | SCREW, HEX-HEAD, 1/4 X 1 1/2 IN. | 2 |
| 24 | 96906 | MS35338-44 | WASHER, LOCK, 1/4 IN. | 2 |
| 25 | 97403 | 13228E2136 | CLAMP, TUBING, 1/4 IN. | 2 |
| 26 | 0414 | 1BC9350 | TUBING, COPPER, 1/4 IN. X 50 FT. | V |
| 27 | 30327 | 642F1-4 | COUPLING, TUBING, 1/4 IN. | 2 |
| 28 | 30327 | 4-RTX-6 | TEE, PIPE, 1/4 X 1/8 X 1/4 IN. | 2 |
| 29 | | | VALVE, GATE, 1/8 IN. (NSN 4820-00-289-2143) | 4 |
| 30 | 96906 | MS51873-17 | NIPPLE, PIPE, 1/8 X 6 IN. | 4 |
| 31 | 96906 | MS51905-84 | ELBOW, TUBING, 1/4 IN. | 2 |
| 32 | | | HOSE, W/ADAPTER (NSN 4720-00-767-4273) | 1 |
| 33 | 96906 | MS51500-44 | ADAPTER, PIPE TO TUBE, 1/8 X 1/4 IN. | 4 |
| 34 | 72423 | ASTM-A120 | PIPE, BLACK, SCHED. 80, 1/4 IN. X 10 FT. | V |

| (1) ITEM NUMBER | (2) FSCM | (3) PART NUMBER | (4) DESCRIPTION AND USABLE ON CODE (UOC) | (5) QTY |
|-----------------------|-------------|-----------------------|---|------------|
| | | | FIG. 185 CAB AIR, PIPING (CONT) | |
| 35 | 72423 | 1201-040 | ELBOW, PIPE, 1/4 IN. | 3 |
| 36 | 72423 | ASTM-A120 | PIPE, BLACK, SCHED. 80, 3/8 IN. X 20 FT | V |
| 37 | 97403 | 1322852136 | CLAMP, TUBING, 1/2 IN. | V |
| 38 | 96906 | MS51873-49 | NIPPLE, PIPE CLOSE, 3/8 X 1 IN. | 2 |
| 39 | 72423 | 1643-060 | ELBOW, UNION, 3/8 IN. | 1 |
| 40 | 96906 | MS51500-88-4 | ADAPTER, PIPE TO TUBING, 1/4 X 1/2 IN. | 1 |
| 41 | 81343 | 3513 | TEE, TUBING, 1/4 IN. | |
| | | | END OF FIGURE | |

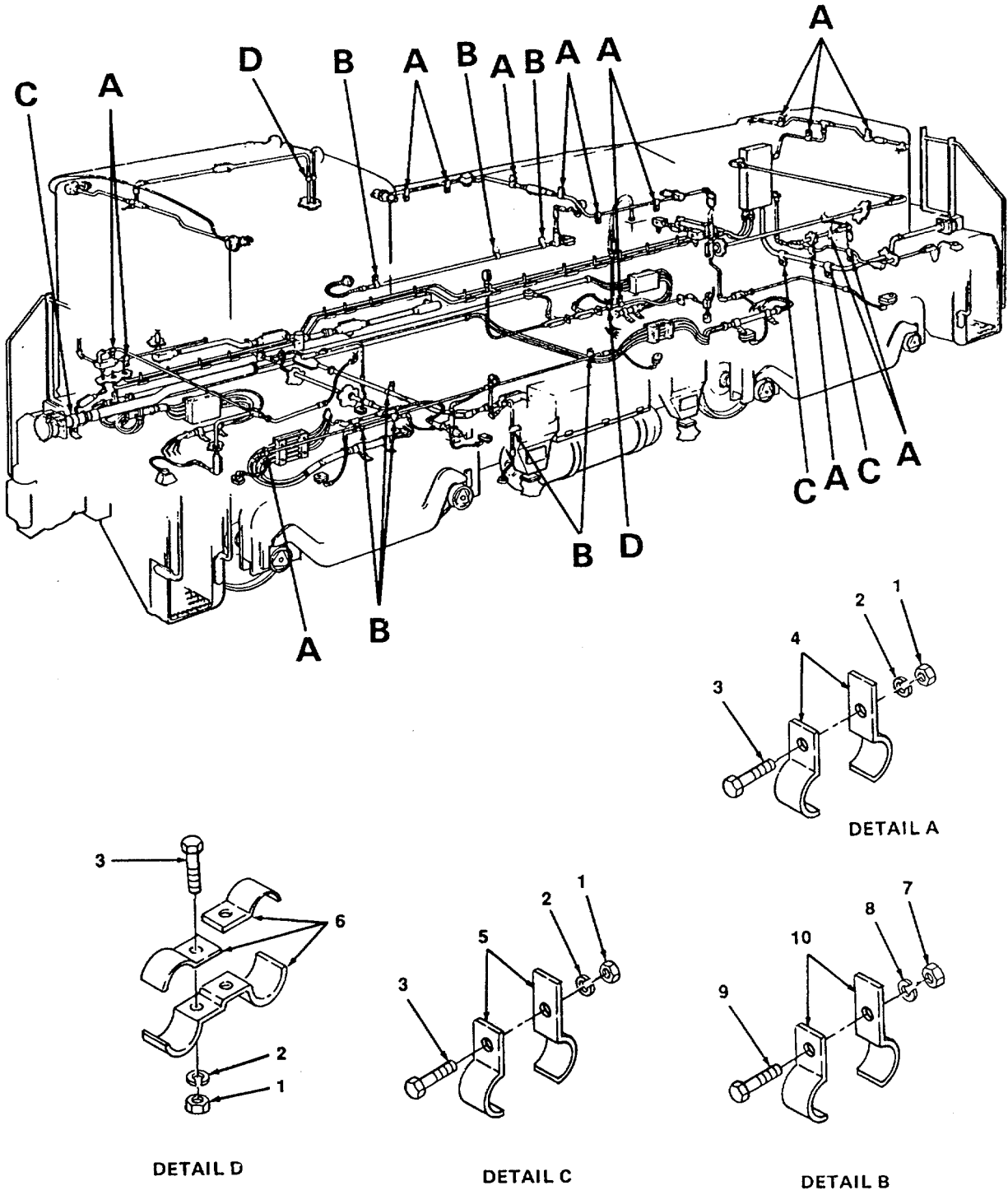


Figure 186. Electrical Conduit (Sheet 1 of 7).

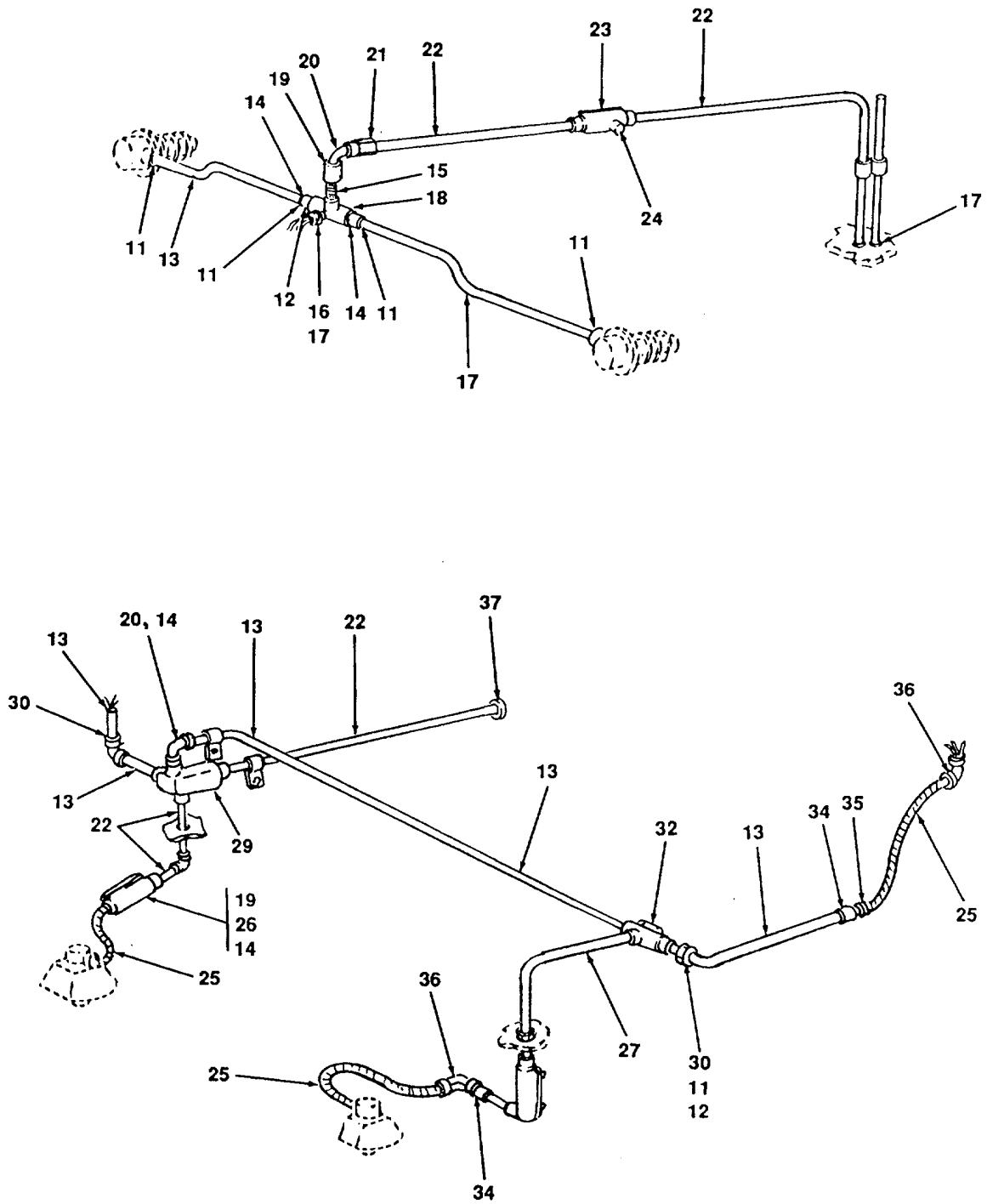


Figure 186. Electrical Conduit (Sheet 2 of 7).

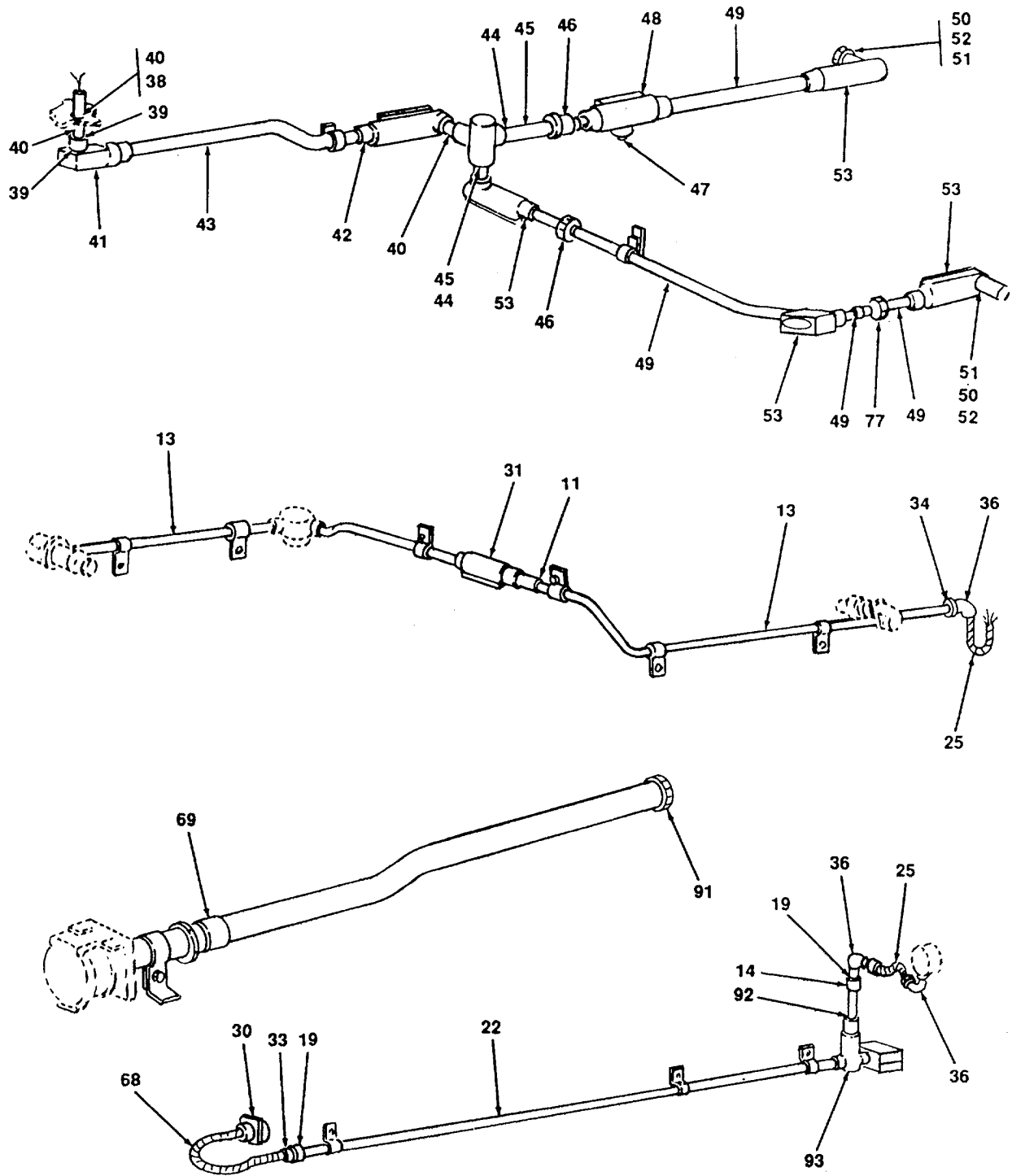


Figure 186. Electrical Conduit (Sheet 3 of 7).

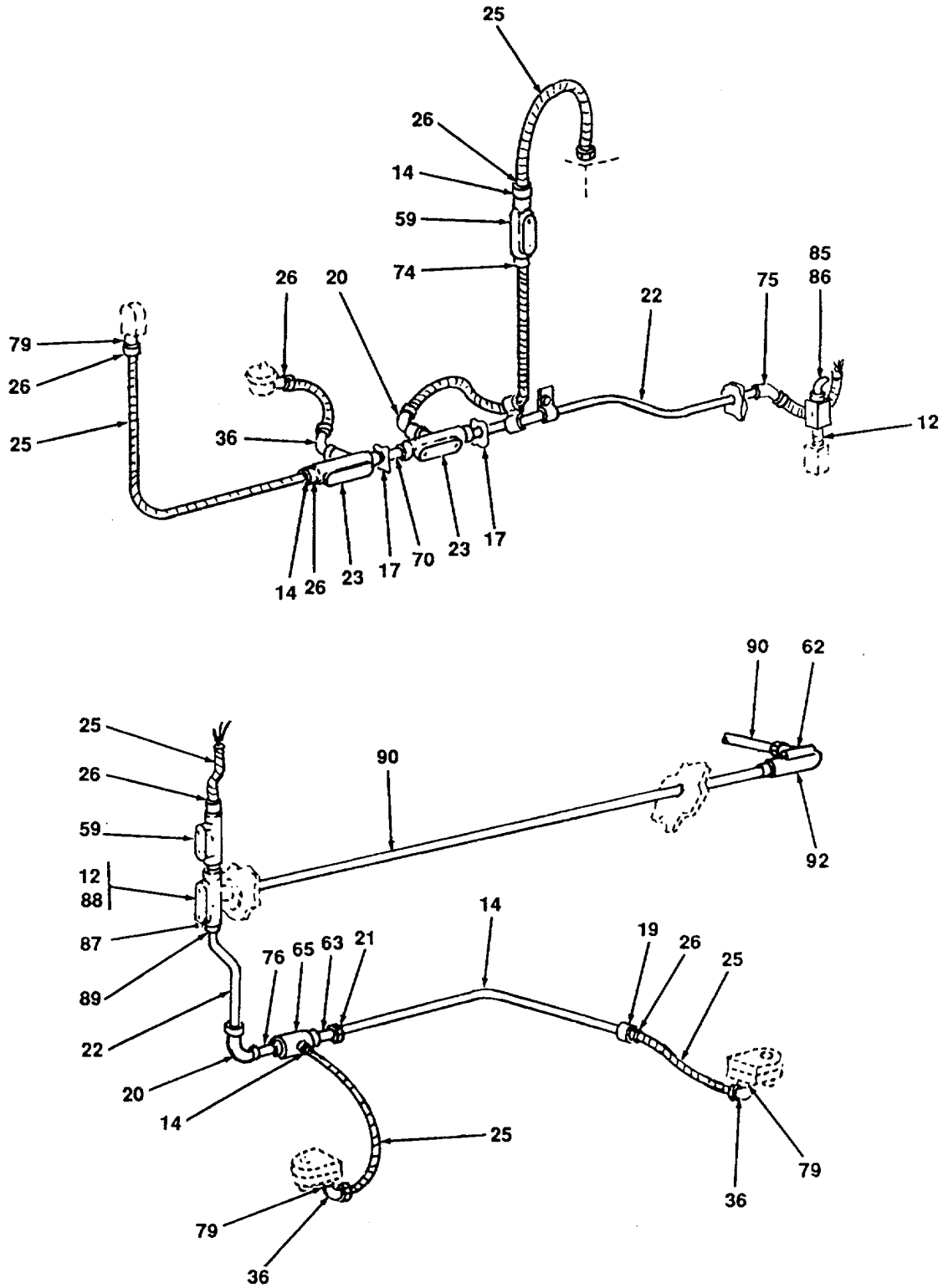


Figure 186. Electrical Conduit (Sheet 4 of 7).

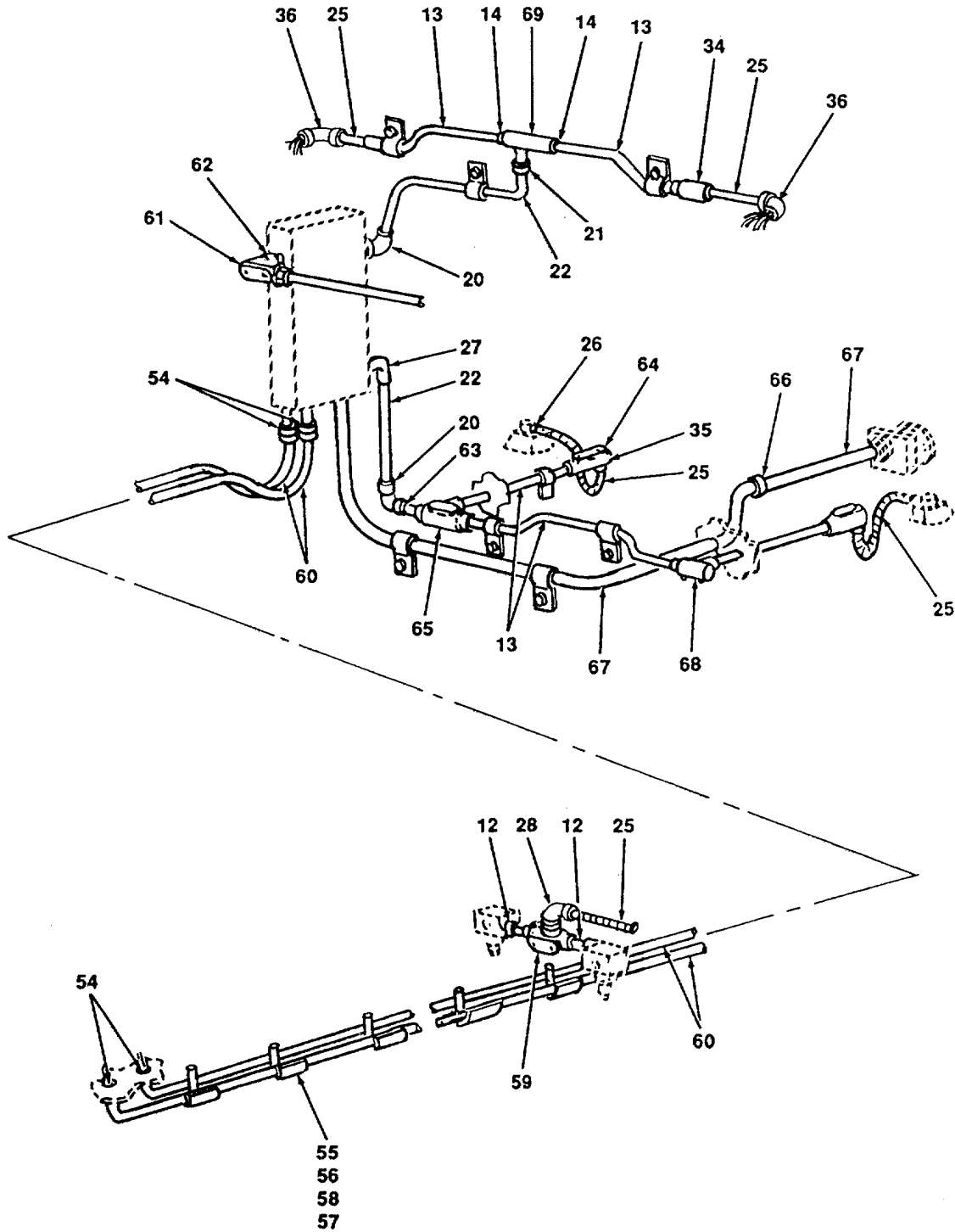


Figure 186. Electrical Conduit (Sheet 5 of 7).

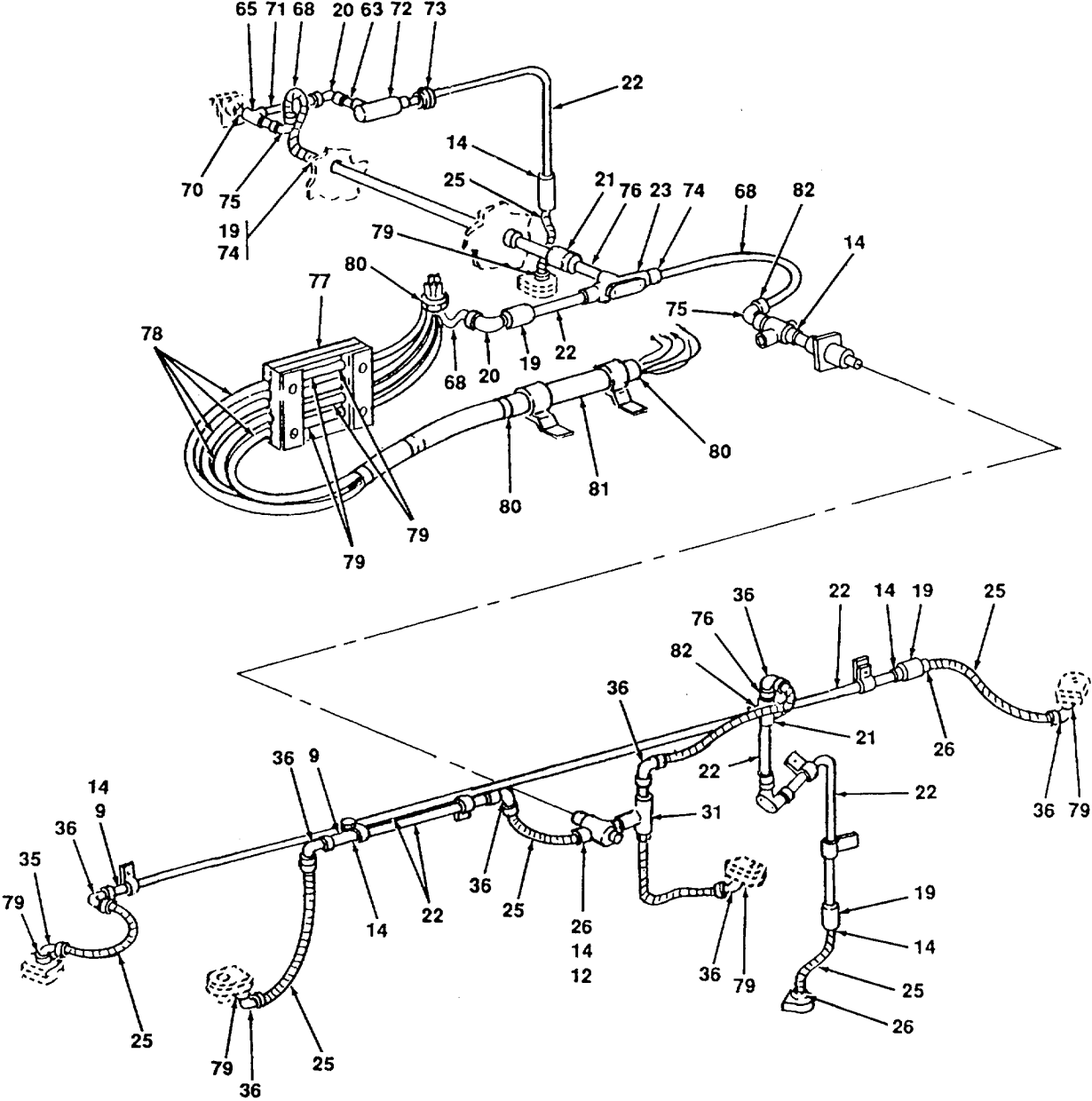


Figure 186. Electrical Conduit (Sheet 6 of 7).

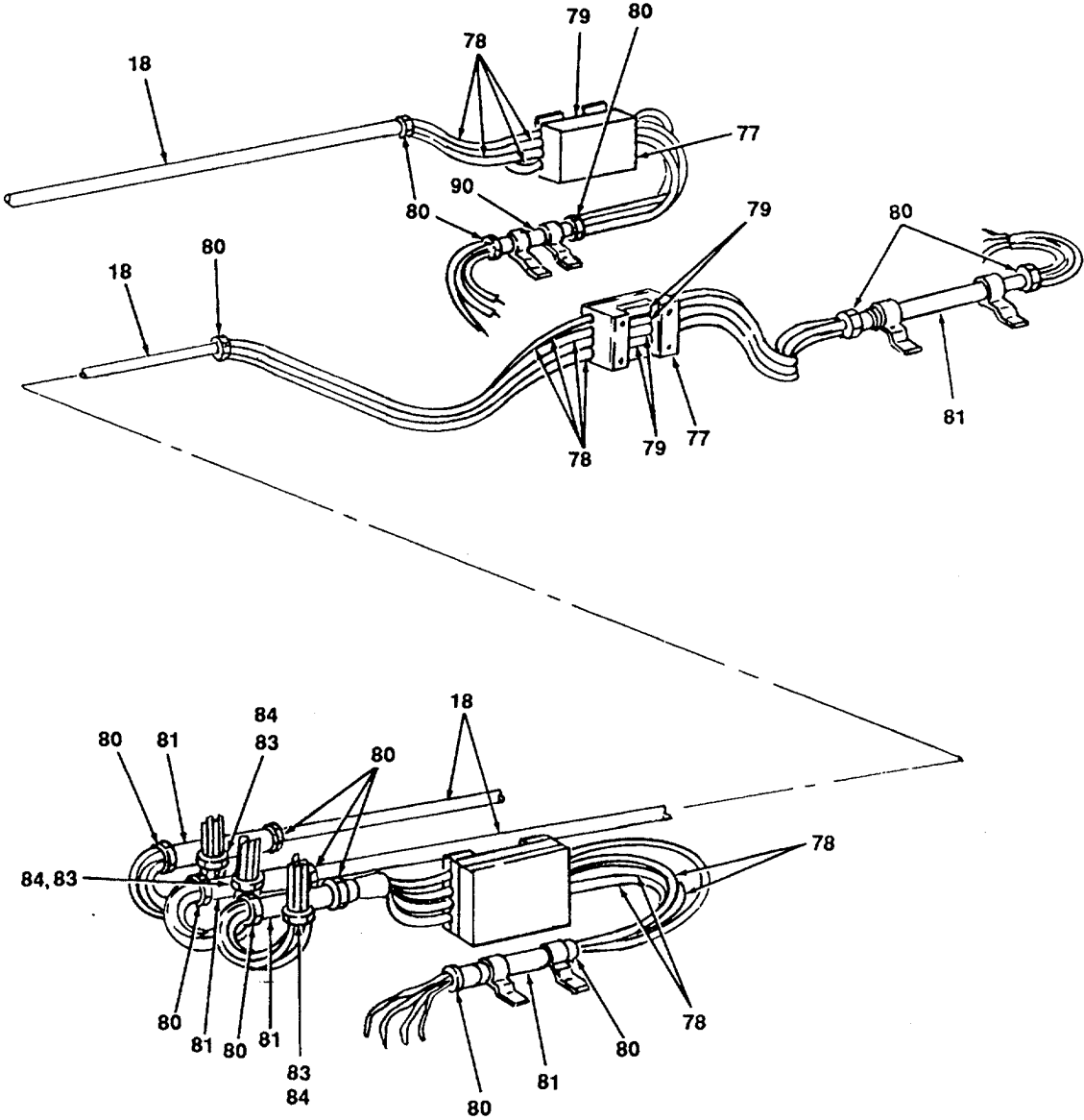


Figure 186. Electrical Conduit (Sheet 7 of 7).

| (1) ITEM NUMBER | (2) FSCM | (3) PART NUMBER | (4) DESCRIPTION AND USABLE ON CODE | (5) QTY |
|-----------------------|-------------|-----------------------|---|------------|
| | | | GROUP 25 PIPING SYSTEM GROUP | |
| | | | FIG. 186 ELECTRICAL CONDUIT | |
| 1 | 96906 | MS51967-09 | NUT, HEX, 3/8 IN. | 25 |
| 2 | 96906 | MS35338-46 | WASHER, LOCK, 3/8 IN. | 25 |
| 3 | 96906 | MS90725-62 | SCREW, HEX-HEAD, 3/8 X 1-1/4 IN. | 25 |
| 4 | 97403 | 13228E-2141 | STRAP, RETAINING, 1/2 IN. CONDUIT | 19 |
| 5 | 97403 | 13228E2141 | STRAP, RETAINING, 3/4 IN. CONDUIT | 7 |
| 6 | 97403 | 13228E2141 | STRAP, RETAINING, DOUBLE, 1/2 IN. CONDUIT | 2 |
| 7 | 96906 | MS51967-15 | NUT, HEX-HEAD, 1/2 IN. | 3 |
| 8 | 96906 | MS35338-48 | WASHER, LOCK, 1/2 IN. | 3 |
| 9 | 96906 | MS90725-114 | SCREW, HEX-HEAD, 1/2 X 1 3/4 IN. | 3 |
| 10 | 97403 | 13228E2141 | STRAP, RETAINING, 1-1/2 IN. CONDUIT | 3 |
| 11 | 15235 | UNY105 | UNION, CONDUIT, RIGID, MALE, 1/2 IN. | 7 |
| 12 | | | NIPPLE, CLOSE, CONDUIT, RIGID, 1/2 IN. | 7 |
| 13 | | | CONDUIT, RIGID, 1/2 IN. X 30 FT, MAKE FROM 8166953 (81349) (NSN 5975-00-752-2936) | V |
| 14 | 06865 | 601 | REDUCER, 3/4 X 1/2 | 19 |
| 15 | 90915 | | NIPPLE, CONDUIT, RIGID, 3/4 X 3 IN., MAKE FROM WW-C-581 | 1 |
| 16 | 90915 | | NIPPLE, CONDUIT, RIGID, 1/2 X 1 1/2 IN., MAKE FROM 8166953 (81349) | 3 |
| 17 | 06865 | 142 | NUT, CONDUIT, 3/4 IN. | 4 |
| 18 | 15235 | TA27 | BODY, CONDUIT, 3/4 IN. | 1 |
| 19 | | | COUPLING, CONDUIT, RIGID, 3/4 IN. (NSN 5975-00-152-1129) | 13 |
| 20 | 06865 | EL29 | ELBOW, 90° | 9 |
| 21 | 15235 | UNF205 | UNION, CONDUIT, RIGID, FEMALE, 3/4 IN. | 4 |
| 22 | 81348 | 8115381 | CONDUIT, RIGID, 3/4 IN. X 40 FT | V |
| 23 | 15335 | TB27 | BODY, CONDUIT, RIGID, 3/4 IN. | 4 |
| 24 | 15235 | PLG2 | PLUG, CONDUIT, 3/4 IN. | 1 |
| 25 | 09641 | LA11 | CONDUIT, FLEXIBLE, LIQUID TIGHT, 1/2 IN. X 40 FT | V |
| 26 | 15235 | LT50 | CONNECTOR, CONDUIT, LIQUID TIGHT, STRAIGHT, 1/2 IN. | 19 |
| 27 | 15235 | MW811 | ELBOW, PULLING, 3/4 IN. | 3 |
| 28 | 06865 | 470 | ELBOW, CONDUIT, RIGID 90°, 1/2 IN. | 3 |

| (1) ITEM NUMBER | (2) FSCM | (3) PART NUMBER | (4) DESCRIPTION AND USABLE ON CODE (UOC) | (5) QTY |
|-----------------------|-------------|-----------------------|---|------------|
| | | | FIG. 186 ELECTRICAL CONDUIT (CONT) | |
| 30 | 15235 | 63CR72 | PLUG, MALE, ELECTRICAL | 1 |
| 31 | 06865 | T17 | BODY, CONDUIT, RIGID, 1/2 IN., MAKE FROM V LR17 (15235) | 3 |
| 32 | 15235 | LR17 | BODY, CONDUIT, RIGID, 1/2 IN. | 2 |
| 33 | 81348 | | NIPPLE, CONDUIT, RIGID, 1/2 X 5 IN. | 3 |
| 34 | 15235 | | COUPLING, CONDUIT, RIGID, 1/2 IN. (NSN 5975-00-157-1133) | 9 |
| 35 | 15325 | LT5405 | CONNECTOR, CONDUIT, LIQUID TIGHT, 450, 1/2 IN. | 2 |
| 36 | 06865 | 5352 | CONNECTOR, CONDUIT, LIQUID TIGHT, 900, 1/2 IN. | 14 |
| 37 | 06865 | 223 | BUSHING, CONDUIT, INSULATING, 3/4 IN. | 1 |
| 38 | 06865 | 147 | NUT, LOCK, CONDUIT, RIGID, 2-1/2 IN. | 1 |
| 39 | 06865 | 228 | BUSHING, INSULATING, 2-1/2 | 1 |
| 40 | 81348 | | NIPPLE, CONDUIT, RIGID, 2-1/2 X 3 IN., MAKE FROM OR-75-LB (49367) | 2 |
| 41 | 49367 | OR-75-LB | BODY, CONDUIT, LB, 2-1/2 IN. | 2 |
| 42 | 06865 | 681 | UNION, CONDUIT, RIGID, 2-1/2 IN. | 1 |
| 43 | | | CONDUIT, RIGID, 2 1/2 IN. X 20 FT (NSN 5975-00-228-0052) | 1 |
| 44 | 06865 | 1256 | BUSHING, REDUCER 2-1/2 X 2 IN. | 2 |
| 45 | 96906 | | NIPPLE, CONDUIT, RIGID, 2 X 3 IN., MAKE FROM OR-65-18 (49367) | 2 |
| 46 | 06865 | 680 | UNION, CONDUIT, RIGID, 2 IN. | 3 |
| 47 | 49367 | RBS60 | PLUG, CONDUIT, RIGID | 2 |
| 48 | 49367 | OR-65-T | BODY, CONDUIT, RIGID, T | 2 |
| 49 | 81348 | WW-C-581 | CONDUIT, RIGID, 2 IN. X 10 FT, MAKE FROM OR-65-18 (49367) (NSN 5975-00-284-5970) | 1 |
| 50 | 06865 | 146 | NUT, LOCK, CONDUIT, RIGID | 4 |
| 51 | 06865 | 227 | BUSHING, INSULATING | 2 |
| 52 | 96906 | | NIPPLE, CONDUIT, RIGID, STRAIGHT, 2 IN. | 2 |
| 53 | 49367 | OR65LB | BODY, CONDUIT, RIGID LB, 2 IN. | 4 |
| 54 | 06805 | 2574 | CONNECTOR, STRAIN RELIEF | 4 |
| 55 | 96906 | MS51922-33 | NUT, SELF LOCKING, 1/2 IN. | 20 |
| 56 | 96906 | MS27183-18 | WASHER, FLAT, 1/2 IN. | 20 |
| 57 | 96906 | 90725 | SCREW, CAP, 1/2 IN. | 20 |
| 58 | 96906 | | CLAMP, CABLE | 24 |

| (1) ITEM NUMBER | (2) FSCM | (3) PART NUMBER | (4) DESCRIPTION AND USABLE ON CODE (UOC) | (5) QTY |
|-----------------------|-------------|-----------------------|---|------------|
| | | | FIG. 186 ELECTRICAL CONDUIT (CONT) | |
| 59 | 15235 | T27 | BODY, CONDUIT RIGID, 3/4 IN. | 2 |
| 60 | 82879 | BRONCO-66 | CABLE, MULTI-UNIT, 30 CONDUCTOR, EXTRA FLUX, 12 GAGE, 150 FT | 1 |
| 61 | 15235 | LR37 | BODY, CONDUIT, RIGID, 1 IN. | 1 |
| 62 | 96906 | 1 | NIPPLE, CONDUIT, RIGID, 1 X 3-1/2 | 1 |
| 63 | 96906 | | NIPPLE, CONDUIT, RIGID, 3/4 X 3-1/2 | 3 |
| 64 | 15235 | LB1 7 | BODY, CONDUIT, RIGID, 1/2 IN. | 2 |
| 65 | 15235 | TR27 | BODY, CONDUIT, RIGID, 3/4 IN. | 1 |
| 66 | 06865 | 677 | UNION, (ERICKSON COUPLING) 1 IN. | 1 |
| 67 | 09641 | | CONDUIT, RIGID, 1-1/2 X 20 FT | 1 |
| 68 | 09641 | 2W280 | CONDUIT, FLEXIBLE, LIQUID TIGHT, 3/4 IN. X 20 FT | V |
| 69 | 06865 | 679 | UNION, CONDUIT, RIGID, 1-1/2 IN. | 1 |
| 70 | 96906 | | NIPPLE, CONDUIT, RIGID, 3/4 X 1 1/2 IN. | 3 |
| 71 | 96906 | | NIPPLE, CONDUIT, RIGID, 3/4 X 4 IN. | 1 |
| 72 | 15235 | LR27 | BODY, CONDUIT, RIGID, 3/4 IN. | 1 |
| 73 | 96906 | | NIPPLE, CONDUIT, RIGID, 3/4 X 2 IN. | 1 |
| 74 | 15235 | LT75 | CONNECTOR, CONDUIT, STRAIGHT, LIQUID TIGHT, 3/4 IN. | 3 |
| 75 | 06865 | 5353 | CONNECTOR, CONDUIT, LIQUID TIGHT, 900,3/4 IN. | 4 |
| 76 | 96906 | | NIPPLE, CLOSE, CONDUIT, RIGID, 3/4 IN. | 3 |
| 77 | | | BLOCK, TERMINAL | 4 |
| 78 | 7L915 | 46998262-6 | CABLE, ELECTRICAL, 400 FT | V |
| 79 | 06865 | 142 | NUT, CONDUIT, 3/4 IN. | 4 |
| 80 | 06865 | 229 | BUSHING, INSULATING, 3 IN. | 14 |
| 81 | 06865 | | NIPPLE, CONDUIT, RIGID, 3 IN., MADE FROM; NSN 5975-00-284-5971 | 1 |
| 82 | 13235 | X27 | BODY, CONDUIT, RIGID, 3/4 IN. | 2 |
| 83 | 06865 | 1949 | NIPPLE, CHASE, 3 IN. | 4 |
| 84 | 06865 | 148 | NUT, LOCK, CONDUIT, RIGID, 3 IN. | 3 |
| 85 | 06865 | 1180 | NIPPLE, CONDUIT, OFFSET, 1/2 IN. | 1 |
| 86 | 06865 | 222 | BUSHING, CONDUIT, INSULATING | 1 |
| 87 | 15235 | TB37 | BODY, CONDUIT, RIGID, 1 IN. | 1 |
| 88 | 06865 | 602 | REDUCER, CONDUIT, 1/2 X 1 IN. | 1 |
| 89 | 06865 | 603 | REDUCER, CONDUIT, 3/4 X 1 IN. | 1 |
| 90 | | | CONDUIT, 1 IN. NSN 5975-00-947-5904 | 1 |
| 91 | 06865 | 224 | BUSHING, CONDUIT, INSULATING, 1 IN. | 1 |

| (1) ITEM NUMBER | (2) FSCM | (3) PART NUMBER | (4) DESCRIPTION AND USABLE ON CODE (UOC) | (5) QTY |
|-----------------------|-------------|-----------------------|--|------------|
| 92 93 | 15235 | LB27 | FIG. 186 ELECTRICAL CONDUIT (CONT) NIPPLE, CONDUIT, RIGID, 3/4 X 6 IN. BODY, CONDUIT, RIGID, 3/4 IN. END OF FIGURE | 1 1 |

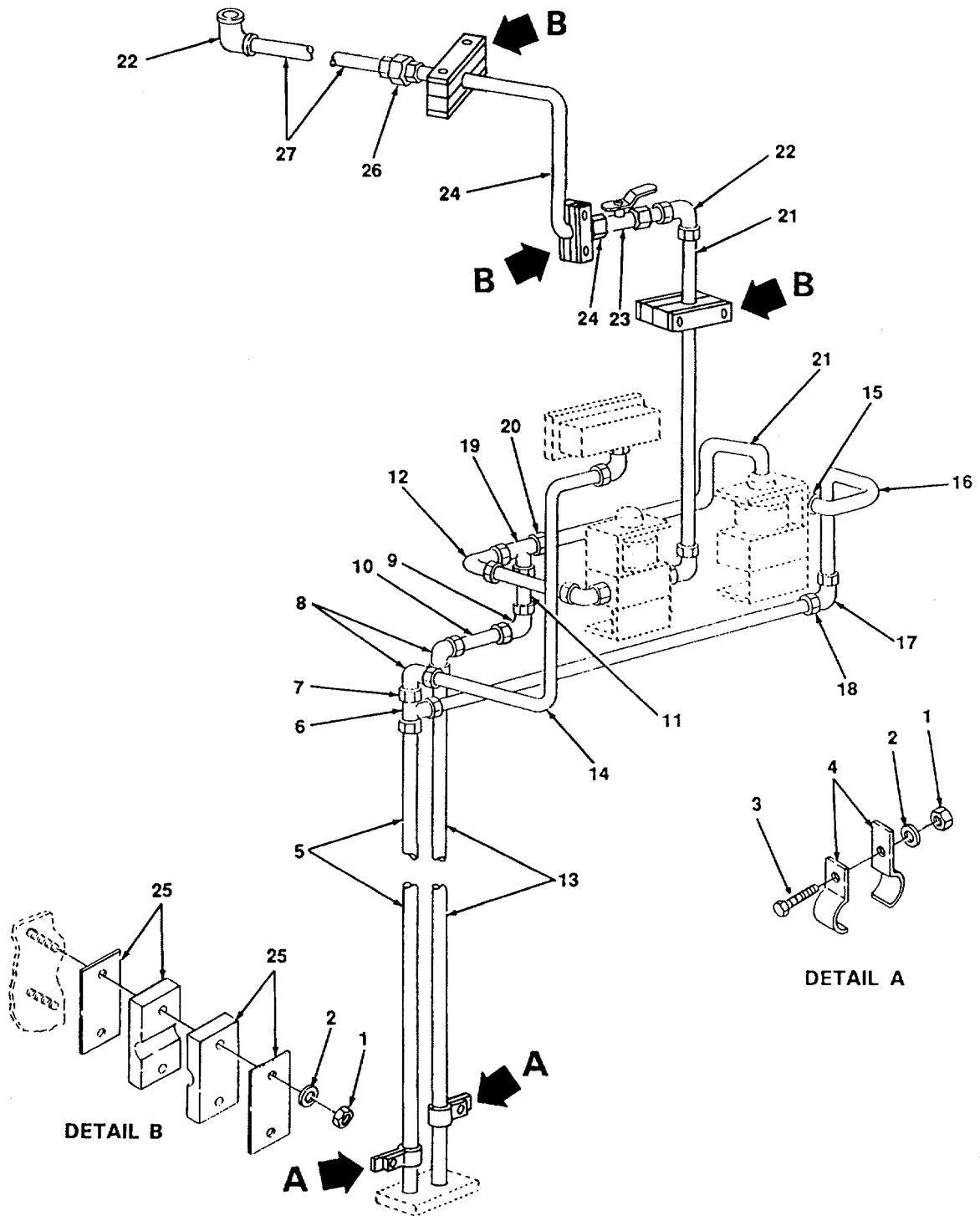
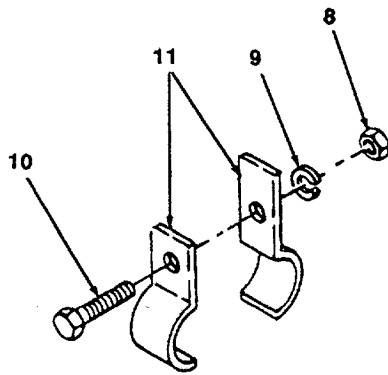
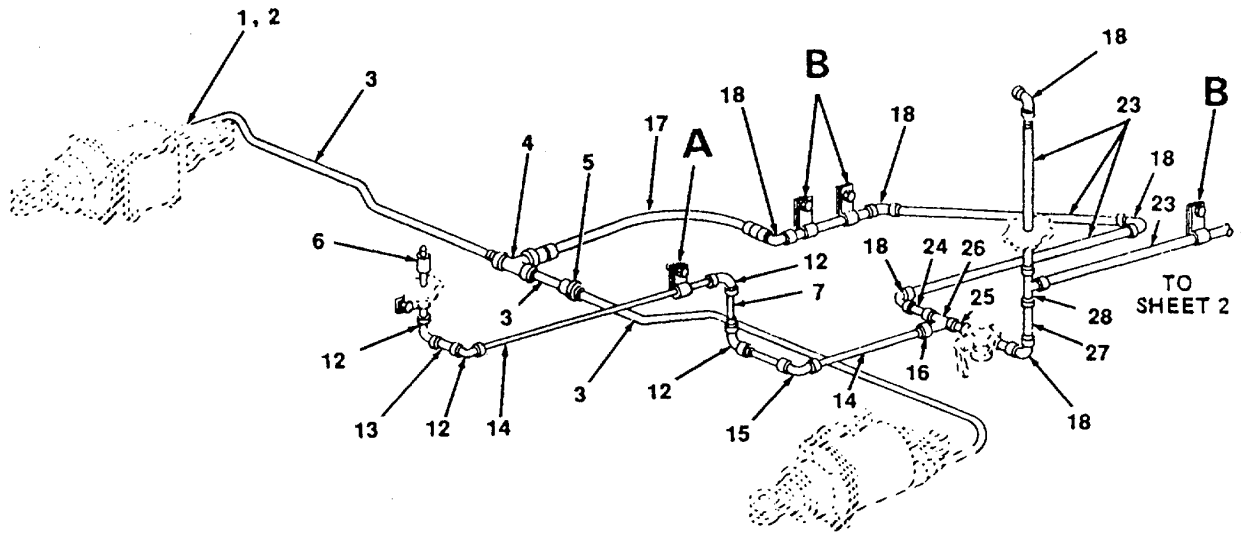
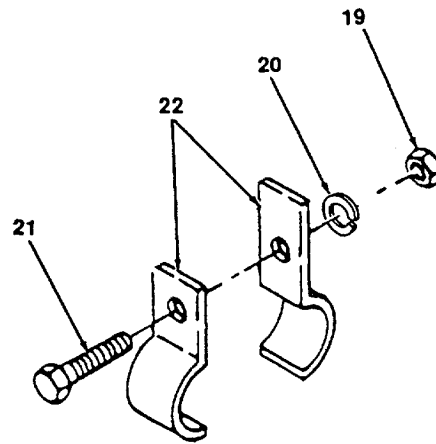


Figure 187. Front Compartment Piping.

| (1) ITEM NUMBER | (2) FSCM | (3) PART NUMBER | (4) DESCRIPTION AND USABLE ON CODE (UOC) | (5) QTY |
|-----------------------|-------------|-----------------------|---|------------|
| | | | GROUP 25 PIPING SYSTEM | |
| | | | FIG. 187 FRONT COMPARTMENT PIPING | |
| 1 | 96906 | MS51967-06 | NUT, HEX, 5/16 | 2 |
| 2 | 96906 | MS35338-46 | WASHER, LOCK, 5/16 | 2 |
| 3 | 96906 | MS90725-36 | SCREW, HEX-HEAD, 5/16 X 1 1/4 in. | 2 |
| 4 | 97403 | 13228E-2135 | CLAMP, 1/2 IN. | 2 |
| 5 | 72423 | ASTM-A120 | PIPE, 3/8 IN. | 2 |
| 6 | 72423 | 1221-060 | TEE, PIPE, 3/8 IN. | 2 |
| 7 | | | BUSHING, REDUCER, 3/8 X 1/4 | 1 |
| 8 | 96906 | MS51504-64-4 | ELBOW, PIPE TO TUBE, 1/4 X 1/4 | 1 |
| 9 | 72423 | 1203-100 | ELBOW, PIPE, 1/2 IN. | 2 |
| 10 | 96906 | MS51873-86 | NIPPLE, PIPE, 1/2 X 6 IN. | 1 |
| 11 | 96906 | MS51873-75 | NIPPLE, PIPE, 1/2 X 1 1/2 IN. | 1 |
| 12 | 96906 | MS51504-88-6 | ELBOW, PIPE TO TUBE, 1/2 X 1/2 IN. | 1 |
| 13 | 72423 | ASTM-A120 | PIPE, 1/2 IN. | 1 |
| 14 | 04741 | IBC-1350 | TUBING, 1/4 IN. | 1 |
| 15 | 96906 | MS51504-86-8 | ELBOW, PIPE TO TUBE, 1/2 X 3/8 IN. | 1 |
| 16 | 96906 | | TUBING, 3/8 IN. (NSN 4710-00-277-7746) | 1 |
| 17 | 96906 | MS51504-86-6 | ELBOW, PIPE TO TUBE, 3/8 X 3/8 | 1 |
| 18 | 72423 | 1240-060 | COUPLING, PIPE, 3/8 IN. | 1 |
| 19 | 72423 | 1221-100 | TEE, PIPE, 1/2 IN. | 1 |
| 20 | 96906 | MS51500-83-8 | ADAPTER, PIPE TO TUBE, 1/2 X 1/2 IN. | 1 |
| 21 | 96906 | MS35872-4 | TUBING, 1/2 IN. | 3 |
| 22 | 96906 | MS51504-88 | ELBOW, PIPE TO TUBE, 3/8 X 1/2 | 1 |
| 23 | 82722 | 572463 | VALVE, GATE, 3/8 IN. | 1 |
| 24 | 96906 | MS51500-88 | ADAPTER, PIPE TO TUBE, 3/8 X 1/2 | 1 |
| 25 | 97403 | 13228E2135 | CLAMP W/WOODEN SPACER, TUBE | 3 |
| 26 | 72423 | | COUPLING, TUBE, FLARE, 1/2 X 1/2 | 1 |
| 27 | 72915 | 8144125 | HOSE, ASSEMBLY, 1/4 IN. | 1 |
| | | | END OF FIGURE | |



DETAIL A



DETAIL B

Figure 188. Brake Cylinder Piping (Sheet 1 of 2).

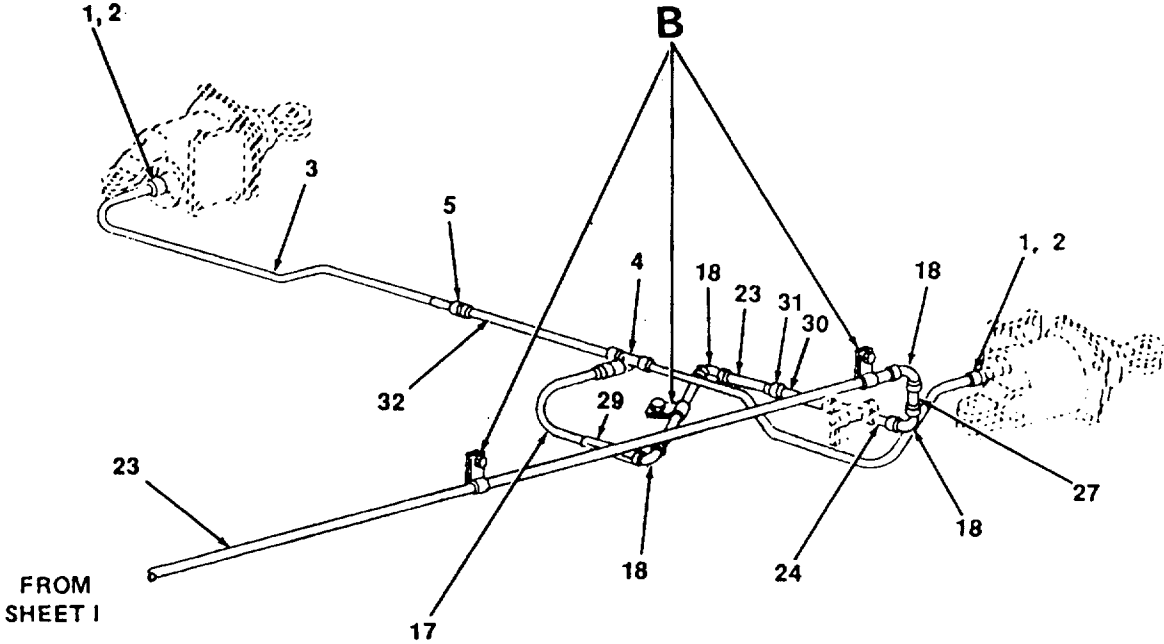


Figure 188. Brake Cylinder Piping (Sheet 2 of 2).

| (1) ITEM NUMBER | (2) FSCM | (3) PART NUMBER | (4) DESCRIPTION AND USABLE ON CODE (UOC) | (5) QTY |
|-----------------------|-------------|-----------------------|---|------------|
| | | | GROUP 25 PIPING SYSTEM GROUP | |
| | | | FIG. 188 BRAKE CYLINDER PIPING | |
| 1 | 72423 | | COUPLING, FLANGED, 2 BOLT, 1/2 IN. | 4 |
| 2 | 72423 | | GASKET, FLANGE | 4 |
| 3 | 72423 | ASTM-A120 | PIPE, SCHED.80-HD 1/2 IN. X 20 FT. | V |
| 4 | 72423 | 1221-105 | TEE, 1/2 X 3/4 X 1/2 IN. | 2 |
| 5 | 72423 | 1641-100 | UNION, PIPE, STRAIGHT, 1/2 IN. | 2 |
| 6 | 72423 | 1240-75 | COUPLING, PIPE, STRAIGHT, 3/8 IN. | 1 |
| 7 | 96906 | MS51873-38 | NIPPLE,3/8 X 6 IN. | 2 |
| 8 | 96906 | MS51967-06 | NUT, HEX,5/16 | 2 |
| 9 | 96906 | MS35338-45 | WASHER, LOCK, 5/16 | 2 |
| 10 | 96906 | MS90725-36 | SCREW, HEX-HEAD, 5/16 | 2 |
| 11 | 97403 | 13228E-2131 | STRAP, RETAINING,3/8 IN. | 2 |
| 12 | 96906 | 1201-7 | ELBOW, 90°, 3/8 IN. | 3 |
| 13 | 96906 | MS51863-568 | NIPPLE,3/8 X 2 1/2 IN. | 1 |
| 14 | 72423 | ASTM-A120 | PIPE, SCHED.80, 3/8 X 40 FT | V |
| 15 | 72423 | 1643-75 | UNION, ELBOW 90°,3/8 IN. | 4 |
| 16 | 72423 | 2071-148 | BUSHING, REDUCER, 3/8 X 3/4 | 1 |
| 17 | 82722 | 543007 | HOSE ASSEMBLY, 3/4 IN. | 2 |
| 18 | 72423 | 1201-150 | ELBOW, 90°,3/4 IN. | 8 |
| 19 | 96906 | MS51967-09 | NUT, HEX, 24 UNC, 3/8 IN. | V |
| 20 | 96906 | MS3534C-46 | WASHER, LOCK | V |
| 21 | 96906 | MS90725-64 | SCREW, HEX | V |
| 22 | 96906 | MS35140-12 | STRAP, RETAINING, ONE HOLE,3/4 IN. | V |
| 23 | 72423 | ASTM-A120 | PIPE, SCHED.80 HD,3/4 IN. | 3 |
| 24 | 96906 | MS51873-1028 | NIPPLE,3/4 X 2 1/2 IN. | 2 |
| 25 | 96906 | MS51873-978 | NIPPLE, CLOSE,3/4 IN. | 1 |
| 26 | 72423 | 1647-150 | UNION, TEE, FEMALE RUN, 3/4 IN. | 1 |
| 27 | 96906 | MS51873-1038 | NIPPLE,3/4 X 3 IN. | 2 |
| 28 | 96906 | MS57873-978 | TEE, PIPE,3/4 IN. | 1 |
| 29 | 96906 | MS39233 | COUPLING, PIPE, STRAIGHT, 3/4 IN. | 1 |
| 30 | 96906 | MS51873-1078 | NIPPLE,3/4 X 5 IN. | 1 |
| 31 | 72423 | 1641-150 | UNION, PIPE, STRAIGHT, 3/4 IN. | 1 |
| 32 | 96906 | MS51873-868 | NIPPLE, 1/2 X 6 IN. | 2 |
| | | | END OF FIGURE | |

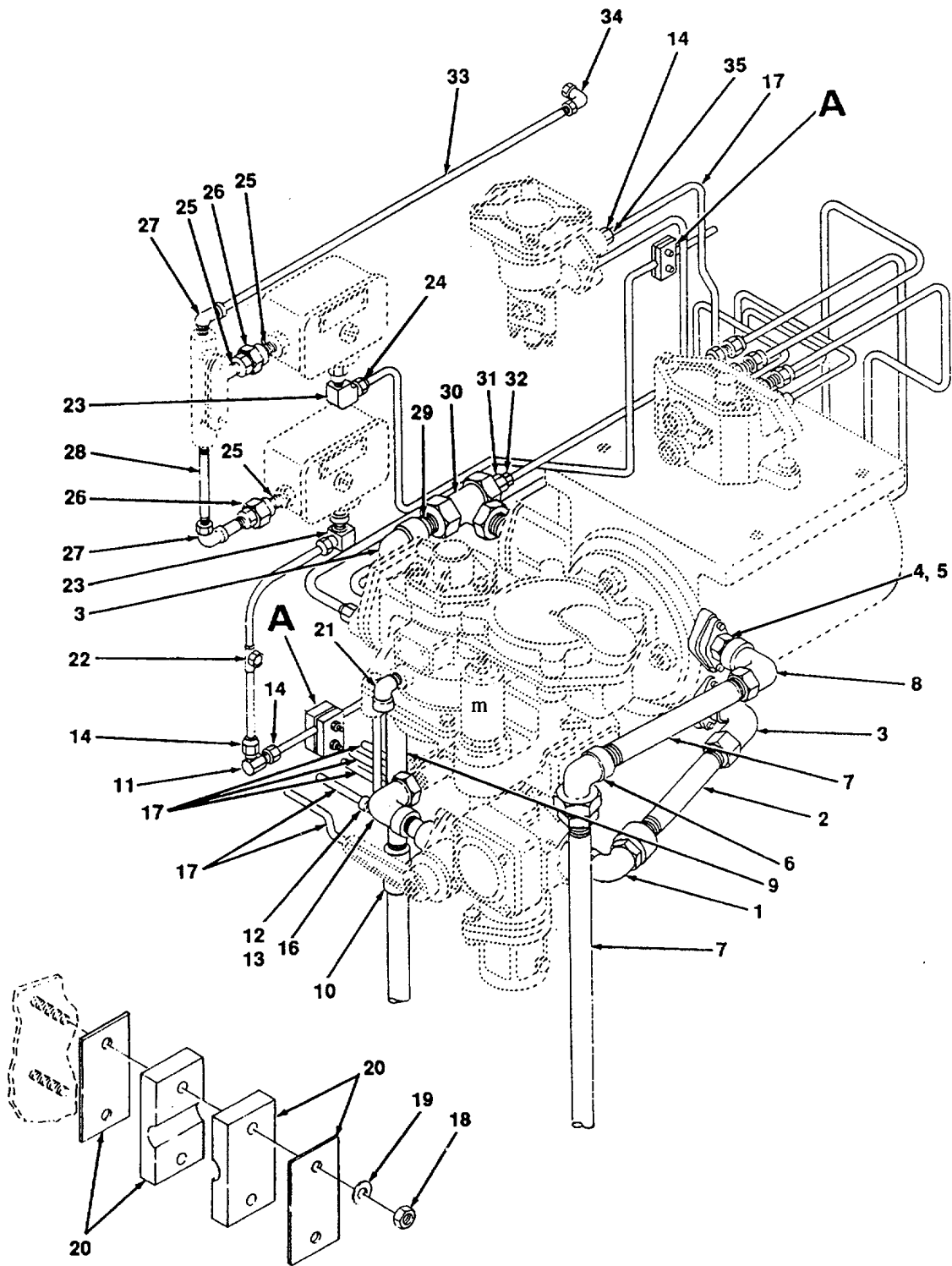


Figure 189. Brake Component Compartment, Piping (Sheet 1 of 2).

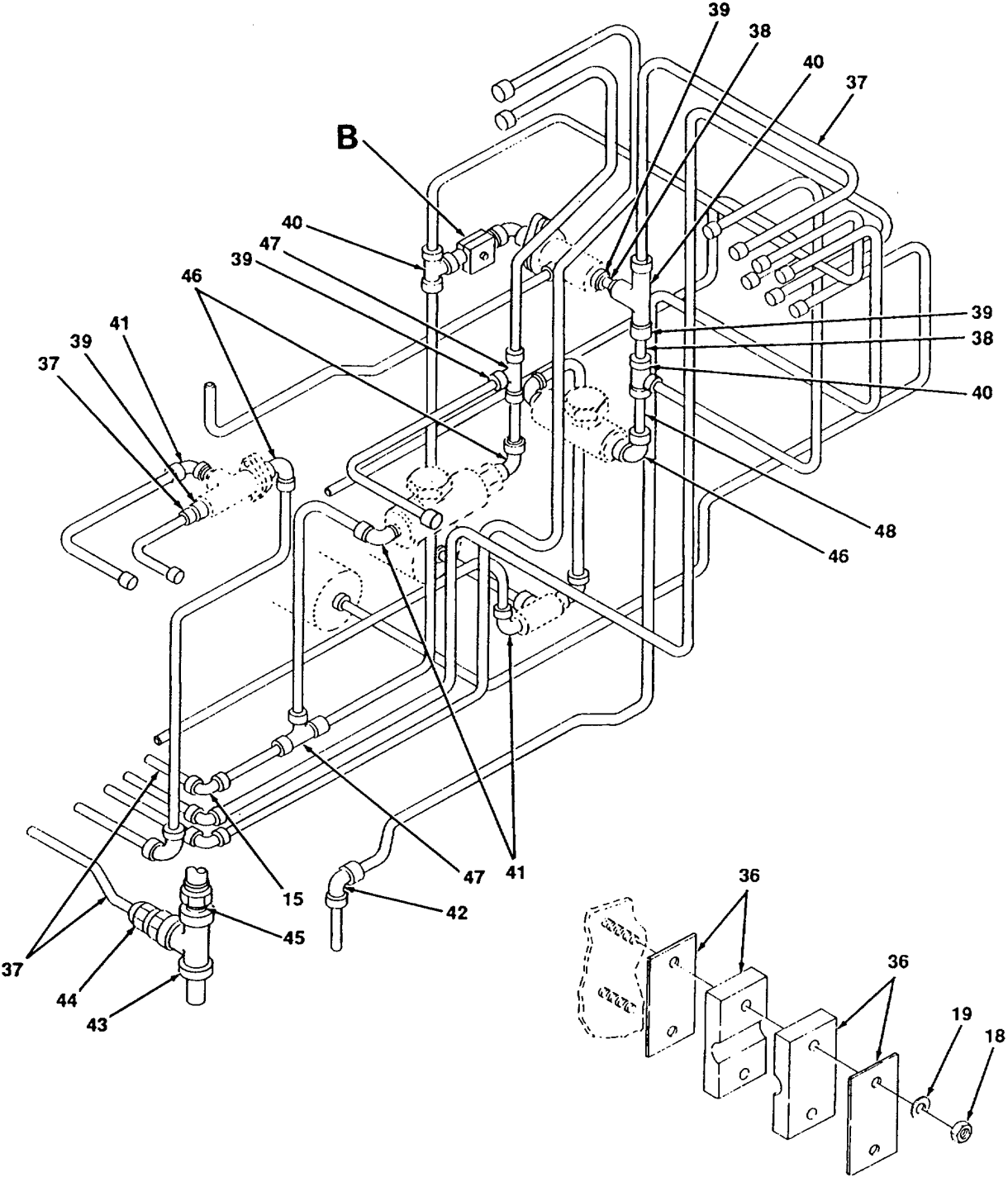


Figure 189. Brake Component Compartment Piping (Sheet 2 of 2).

SECTION II

TM 55-2210-223-24P

| (1) ITEM NUMBER | (2) FSCM | (3) PART NUMBER | (4) DESCRIPTION AND USABLE ON CODE (UOC) | (5) QTY |
|-----------------------|-------------|-----------------------|---|------------|
| | | | P 25 PIPING SYSTEM GROUP | |
| | | | 89 BRAKE COMPONENT COMPARTMENT, | |
| | | | 5 | |
| 1 | 82722 | 578322 | ELBOW, FLANGED, 1 IN. | 1 |
| 2 | 96906 | MS51873-132 | NIPPLE, PIPE, 1 X 6 IN. | 1 |
| 3 | 72423 | 1201-199 | ELBOW, PIPE, 1/4X 1 IN. | 1 |
| 4 | 82722 | 965256 | FITTING, FLANGE, 3/4 IN. WELDED TO ITEM 5 | 1 |
| 5 | 96906 | MS51873-101 | NIPPLE, PIPE, 3/4 X 2 IN., WELDED TO ITEM 4 | 1 |
| 6 | 72423 | 1201-150 | ELBOW, UNION, PIPE, 3/4 IN. | 2 |
| 7 | 77423 | ASTM-A120 | PIPE, BLACK, SCHED. 80, 3/4 IN. X 10 FT | v |
| 8 | 72423 | 1202-150 | ELBOW, PIPE, 3/4 IN. | 1 |
| 9 | 72423 | ASTM-A20 | PIPE, BLACK, SCHED. 80, 10 FT | v |
| 10 | 72423 | 1221-180 | TEE, PIPE, 1/2 X 1 IN. | 1 |
| 11 | 30327 | 8551-62 | ELBOW, TUBE, 1/2 IN. | 5 |
| 12 | 82772 | 565298 | FITTING, FLANGE, 3/4 IN. | 2 |
| 13 | 82722 | MS51873-124 | NIPPLE, PIPE, 1 X 2 IN. | 2 |
| 14 | 96906 | MS535872-4 | NUT, FLARE, TUBING, 1/2 IN. | 31 |
| 15 | 30327 | 44-F-08 | TEE, TUBE, 1/2 IN. | 1 |
| 16 | 72423 | 1202-200 | ELBOW, PIPE, 1 IN. | 2 |
| 17 | 95575 | 55229 | TUBING, 1/2 IN. X 50 FT | v |
| 18 | 96906 | MS51872-1 | NUT, HEX, 1/4 IN. | 4 |
| 19 | 96906 | MS35338-44 | WASHER, LOCK, 1/4 IN. | 4 |
| 20 | 97403 | 13228E2138 | CLAMP, TUBING | 2 |
| 21 | 72423 | 1203-100 | ELBOW, STREET, 1/2 IN. | 1 |
| 22 | 82722 | 530527 | TEE, FITTING, W/1/16 IN. CHOKE | 1 |
| 23 | 30327 | 649F1-283-4 | ELBOW, PIPE TO TUBE, 1/4 X 1/2 IN. | 2 |
| 24 | 8272 | 508940 | FITTING, FLANGE FOR COPPER TUBING, 1/2 IN. | 2 |
| 25 | 06865 | 1942 | NIPPLE, CONDUIT, 1/2 X 2 IN. | 2 |
| 26 | 72423 | 1704-100 | UNION, CONDUIT, 1/2 IN. | 2 |
| 27 | 06865 | 4250 | ELBOW, STREET, CONDUIT, 1/2 IN. | 3 |
| 28 | 06865 | 1942 | NIPPLE, CONDUIT, 1/2 X 6 IN | 1 |
| 29 | 96906 | MS51873 | NIPPLE, PIPE, 1/4 X 2 IN. | 1 |
| 30 | 72423 | 1821-150 | TEE, PIPE, 3/4 IN. | 1 |

| (1) ITEM NUMBER | (2) FSCM | (3) PART NUMBER | (4) DESCRIPTION AND USABLE ON CODE (UOC) | (5) QTY |
|-----------------------|-------------|-----------------------|--|------------|
| | | | FIG. 189 BRAKE COMPONENT COMPARTMENT, PIPING (CONT) | |
| 31 | 72423 | 2071-189 | BUSHING, REDUCER, 3/4 X 1/2 | 1 |
| 32 | 96906 | MS51500-88-6 | ADAPTER, PIPE TO TUBE, 1/2 X 1/2 IN. | 1 |
| 33 | 81348 | 8116969 | CONDUIT, 1/2 IN. X 6 FT | V |
| 34 | 81348 | | ELBOW, CONDUIT (BULKHEAD) 1/2 IN | 1 |
| 35 | 96906 | MS51500-88-4 | ADAPTER, PIPE TO TUBE | 2 |
| 36 | 97403 | 13228E2139 | CLAMP, TUBING | 1 |
| 37 | 96906 | MS51500-80 | PIPE TO TUBING | 2 |
| 38 | 96906 | MS51873-49 | NIPPLE, PIPE, CLOSE, 3/8 IN. | 1 |
| 39 | 96906 | MS51500-68 | ADAPTER, PIPE TO TUBE, 3/8 X 1/2 | 3 |
| 40 | 72423 | 1221-060 | TEE, PIPE, 3/8 IN. | 2 |
| 41 | 72423 | 1203-060 | ELBOW, STREET, 3/8 IN. | 1 |
| 42 | 72423 | 1280-060 | COUPLING, PIPE, 3/8 IN. | 1 |
| 43 | 72423 | 122-160 | TEE, PIPE, 1 X 1/2 X 1 | 1 |
| 44 | 96906 | MS51500-86-8 | ADAPTER, PIPE TO TUBE, 1/2 X 3/8 IN. | 1 |
| 45 | 72423 | 2071-199 | BUSHING, REDUCER, 1 TO 3/4 IN. | 1 |
| 46 | 96906 | MS51505-58 | ELBOW, TUBING, 1/2 IN. | 4 |
| 47 | 96906 | 642F1-2 | TEE, TUBING, 1/2 IN. | 1 |
| 48 | 96906 | MS51873-55 | NIPPLE, PIPE, 3/8 X 2 IN. | 1 |
| | | | END OF FIGURE | |

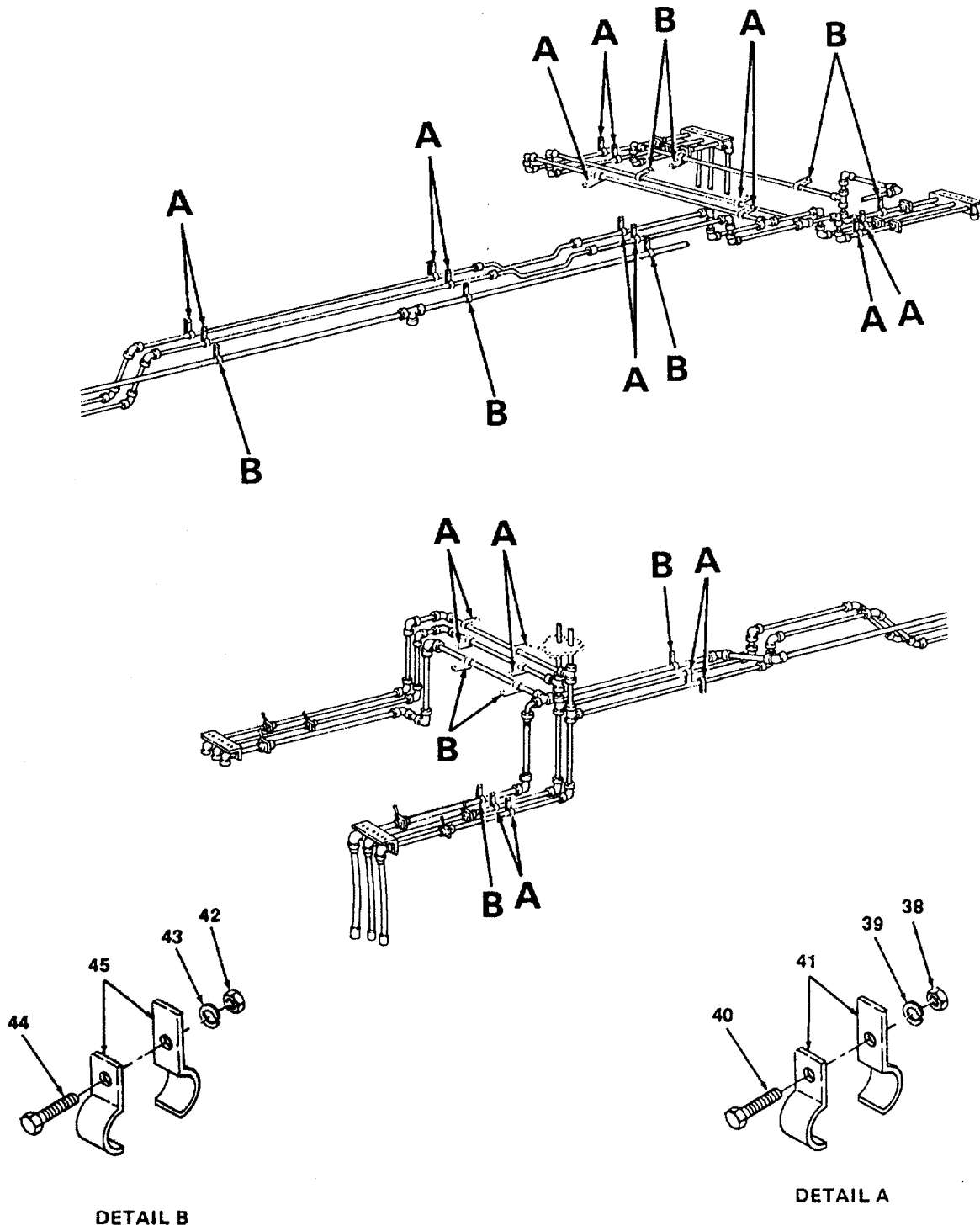


Figure 190. Multiple Air Piping (Sheet 1 of 3).

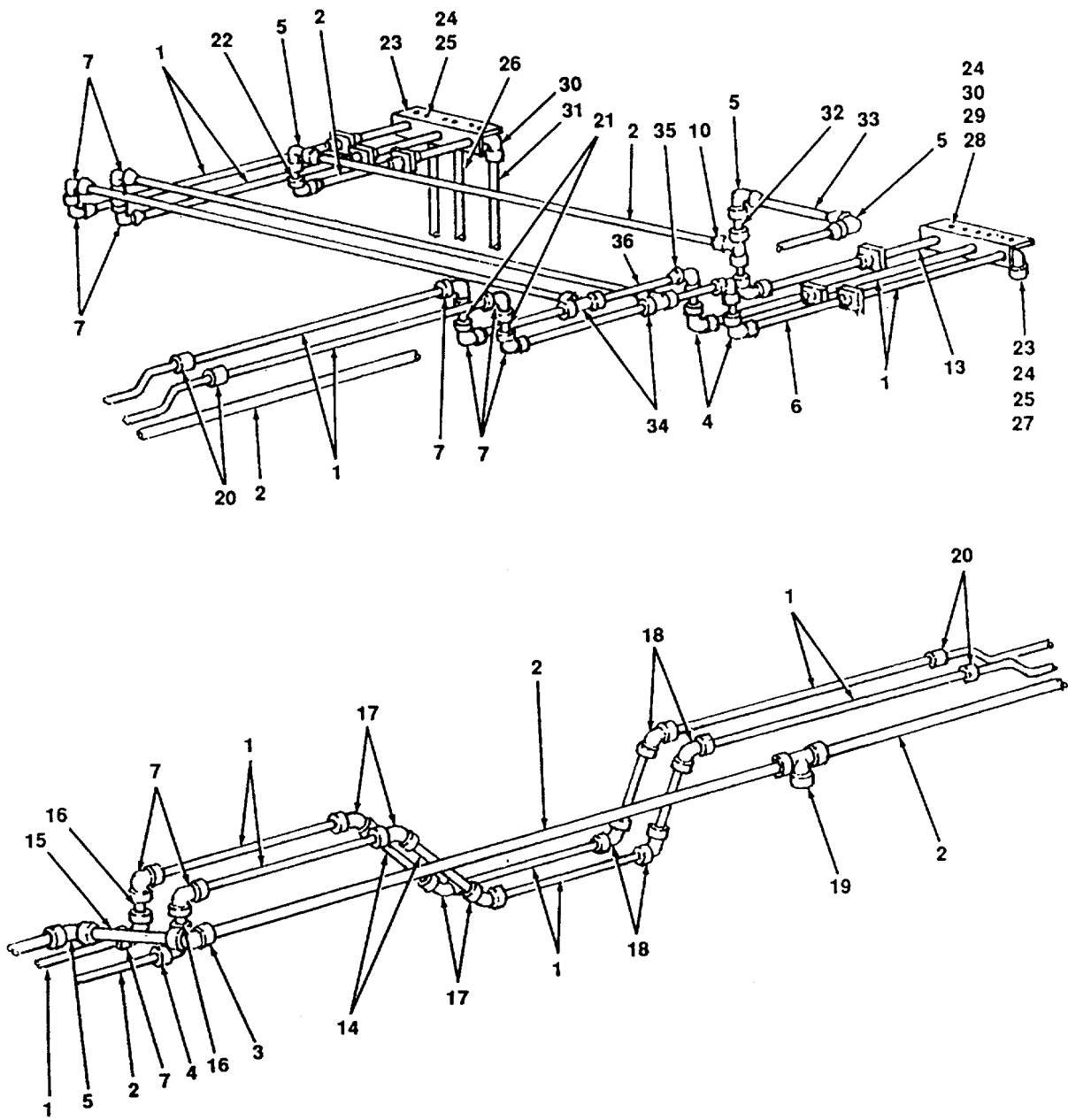


Figure 190. Multiple Air Piping (Sheet 2 of 3)

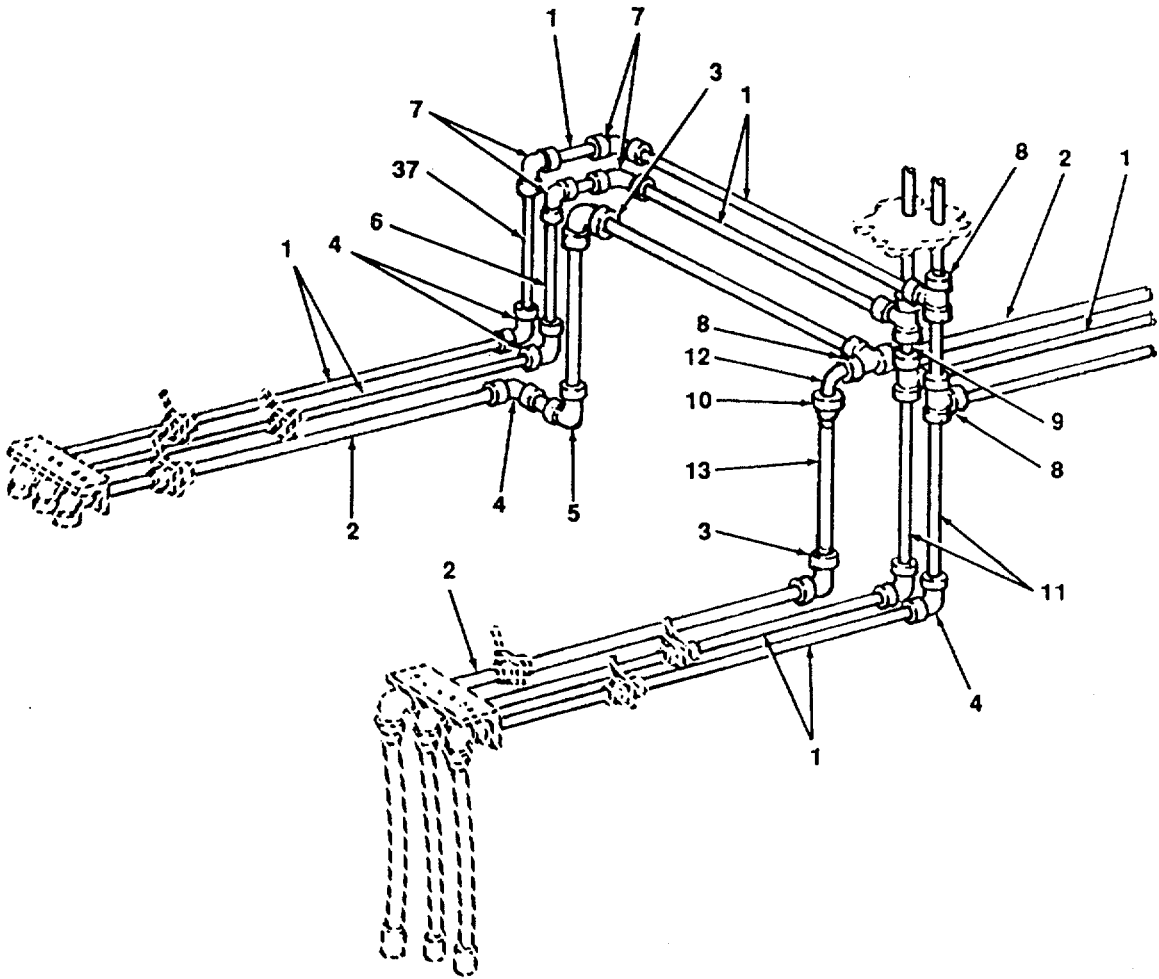


Figure 190. Multiple Air Piping (Sheet 3 of 3).

| (1) ITEM NUMBER | (2) FSCM | (3) PART NUMBER | (4) DESCRIPTION AND USABLE ON CODE (UOC) | (5) QTY |
|-----------------------|-------------|-----------------------|---|------------|
| | | | GROUP 25 PIPING SYSTEM GROUP | |
| | | | FIG. 190 MULTIPLE AIR PIPING | |
| 1 | 72423 | ASTM-A120 | PIPE, SCHED. 80 HD, 1/2 X 350 FT | V |
| 2 | 72423 | ASTM-A120 | PIPE, SCHED. 80 HD, 1 IN. X 200 FT | V |
| 3 | 72423 | 1643-200 | UNION, ELBOW, 900, 1 IN. | 4 |
| 4 | 72423 | 1643-200 | UNION, ELBOW, 900,1/2 IN. | 9 |
| 5 | 72423 | 1201-200 | ELBOW, 900,1 IN. | 6 |
| 6 | 96906 | MS51873-868 | NIPPLE, 1/2 X 6 IN. | 3 |
| 7 | 72423 | 1201-100 | ELBOW, 900,1/2 IN. | 12 |
| 8 | 72423 | 1221-100 | TEE, PIPE,1/2 IN. | 2 |
| 9 | 96906 | MS51873-788 | NIPPLE,1/2 X 2 IN. | 1 |
| 10 | 72423 | 1649-200 | UNION, TEE, FEMALE OUTLET, 1 IN. | 3 |
| 11 | 96906 | MS51873-818 | NIPPLE,1/2 X 3 1/2 IN. | 3 |
| 12 | 72423 | 1203-200 | ELBOW, STREET, 900, 1 IN. | 1 |
| 13 | 96906 | MS51872-1328 | NIPPLE,1 X 6 IN. | 2 |
| 14 | 96906 | MS51873-808 | NIPPLE, 1/2 X 3 IN. | 1 |
| 15 | 96906 | MS51873-1278 | NIPPLE, 1 X 3 1/2 IN. | 1 |
| 16 | 96906 | MS51873-758 | NIPPLE, 1/2 X 1 1/2 IN. | 2 |
| 17 | 72423 | 1202-100 | ELBOW, 45°,1/2 IN. | 4 |
| 18 | 72423 | 1645-100 | UNION, ELBOW, 45°, 1/2 IN. | 4 |
| 19 | 72423 | 1221-200 | TEE, PIPE, 1 IN. | 1 |
| 20 | 72423 | 1641-100 | UNION, PIPE, STRAIGHT, 1/2 IN. | 4 |
| 21 | 96906 | MS51873-798 | NIPPLE, 1/2 X 2 1/2 IN. | 3 |
| 22 | 96906 | MS51873-1218 | NIPPLE, CLOSE, 1 IN. | 2 |
| 23 | 82722 | 98845 | COUPLING, ANGLE BRAKE, 1/2 IN. | 8 |
| 24 | 96906 | MS90725-67 | NUT, CAP, SELF-LOCKING, 3/8 | 24 |
| 25 | 96906 | MS51932-17 | SCREW, CAP, HEX-HEAD, 3/8 X 2 1/4 IN. | 8 |
| 26 | 90166 | 543007 | HOSE, AIR ASSEMBLY, 1/2 IN. | 4 |
| 27 | 72423 | 2075-100 | PLUG, PIPE, INTERNAL, 1/2 IN. | 4 |
| 28 | 72423 | 2074-200 | PLUG, PIPE, EXTERNAL, SOLID, 1 IN. | 2 |
| 29 | 96906 | MS90725-70 | SCREW, CAP, HEX-HEAD, 3/8 X 3 IN. | 8 |
| 30 | 72423 | 503807 | COUPLING, ANGLE BRACKET | 4 |
| 31 | 90166 | 542979 | HOSE, AIR ASSEMBLY, 1 IN. | 2 |
| 32 | 96906 | MS51873-1268 | NIPPLE, 1 X 3 IN. | 2 |
| 33 | 96906 | MS51873-1288 | NIPPLE, 1 X 4 IN. | 1 |
| 34 | 72423 | 1649-100 | TEE, UNION, 1/2 IN. | 2 |

| (1) ITEM NUMBER | (2) FSCM | (3) PART NUMBER | (4) DESCRIPTION AND USABLE ON CODE (UOC) | (5) QTY |
|---|-------------|-----------------------|---|------------|
| FIG. 190 MULTIPLE AIR, PIPING (CONT) | | | | |
| 35 | 72423 | 1203-100 | ELBOW, STREET, 90°, 1/2 in. | 1 |
| 36 | 96906 | MS51873-858 | NIPPLE, 1/2 X 5 1/2 IN. | 1 |
| 37 | 96906 | MS51873-838 | NIPPLE, 1/2 X 4 1/2 IN. | 1 |
| 38 | 96906 | MS51967-05 | NUT, HEX, 5/16 IN. | 24 |
| 39 | 96906 | MS35338-45 | WASHER, LOCK, 5/16 IN. | 24 |
| 40 | 96906 | MS90725-34 | SCREW, HEX-HEAD, 5/16 IN. X 1 IN. | 24 |
| 41 | 97403 | 13228E2130 | STRAP, RETAINING, 1/2 IN. PIPE | 24 |
| 42 | 96906 | MS51967-09 | NUT, HEX, 3/8 | 11 |
| 43 | 96906 | MS35338-46 | WASHER, LOCK, 3/8 | 11 |
| 44 | 96906 | MS90725-62 | SCREW, HEX-HEAD, 3/8 X 1 1/4 IN. | 11 |
| 45 | 97403 | 13228E2130 | STRAP, RETAINING, 1 IN. PIPE | 11 |
| END OF FIGURE | | | | |

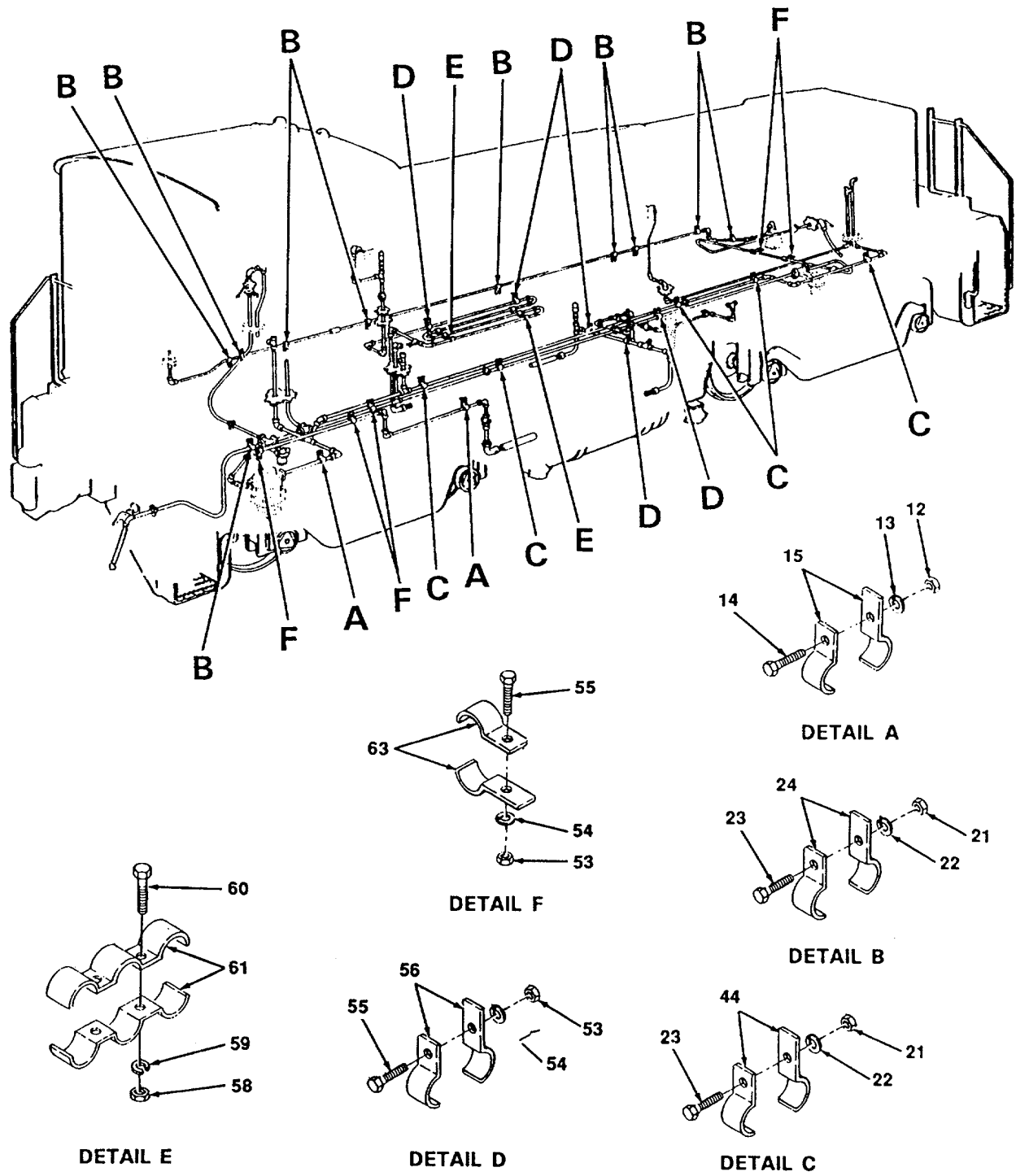


Figure 191. Main Air Piping (Sheet 1 of 5).

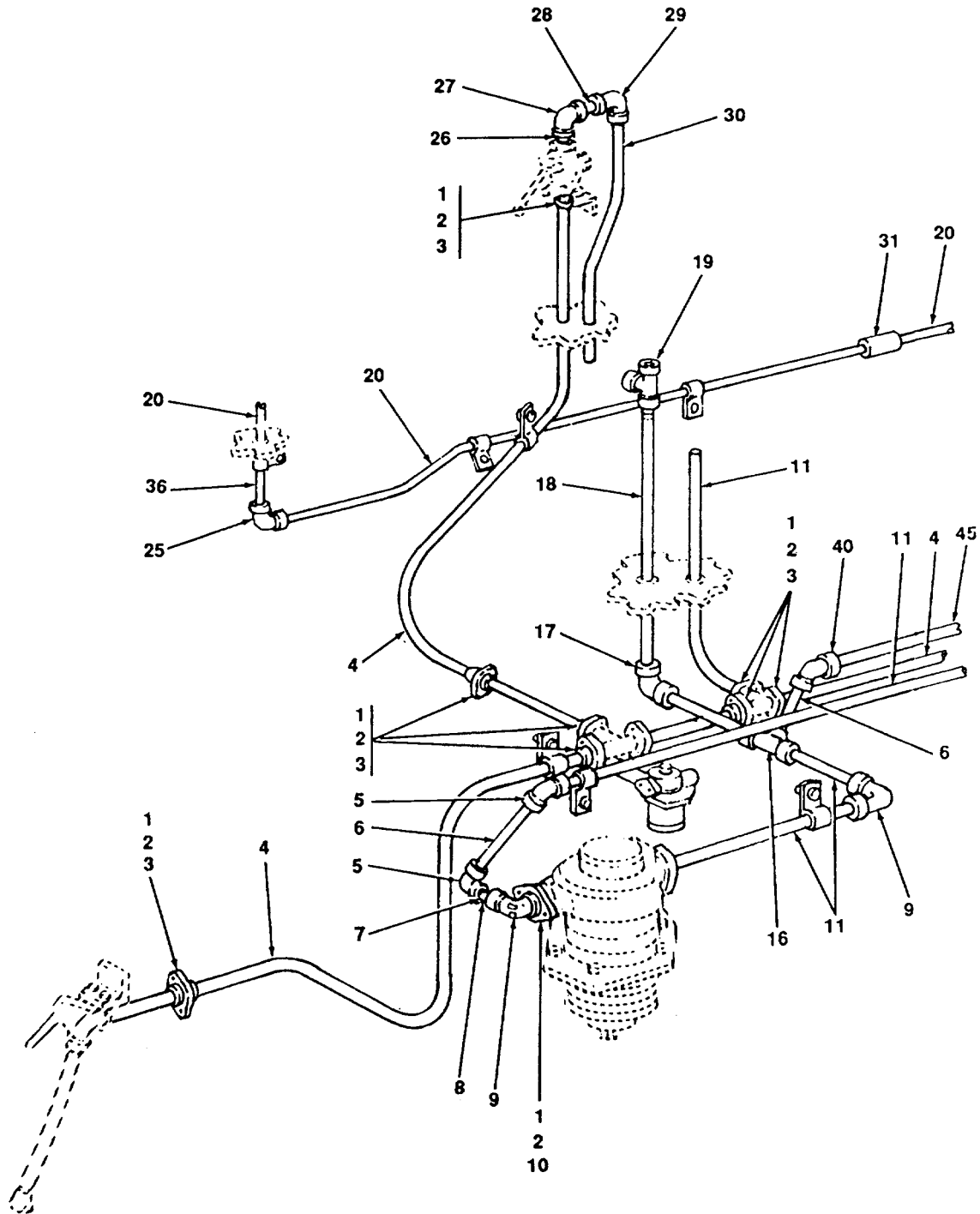


Figure 191. Main Air Piping (Sheet 2 of 5).

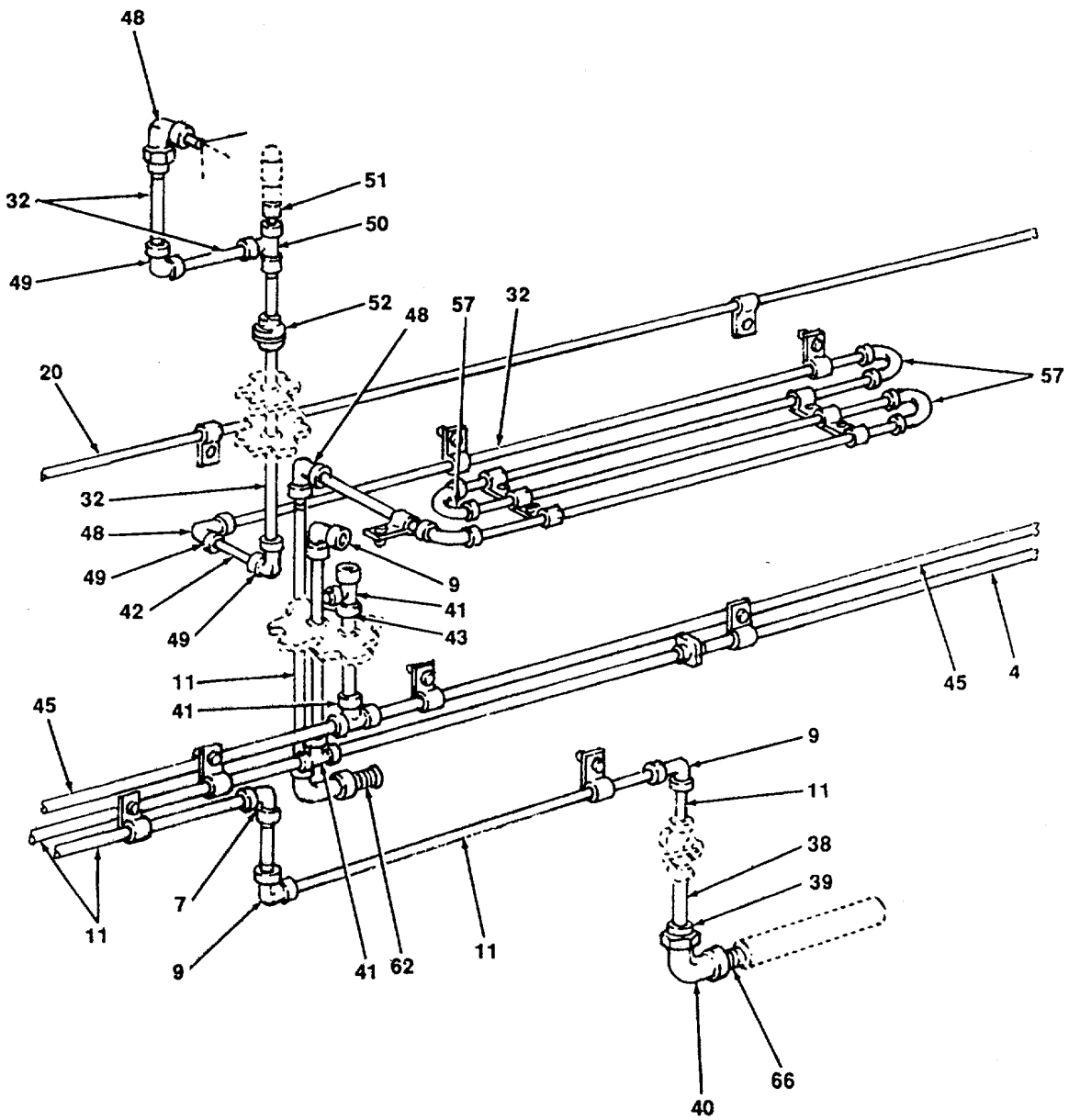


Figure 191. Main Air Piping (Sheet 3 of 5).

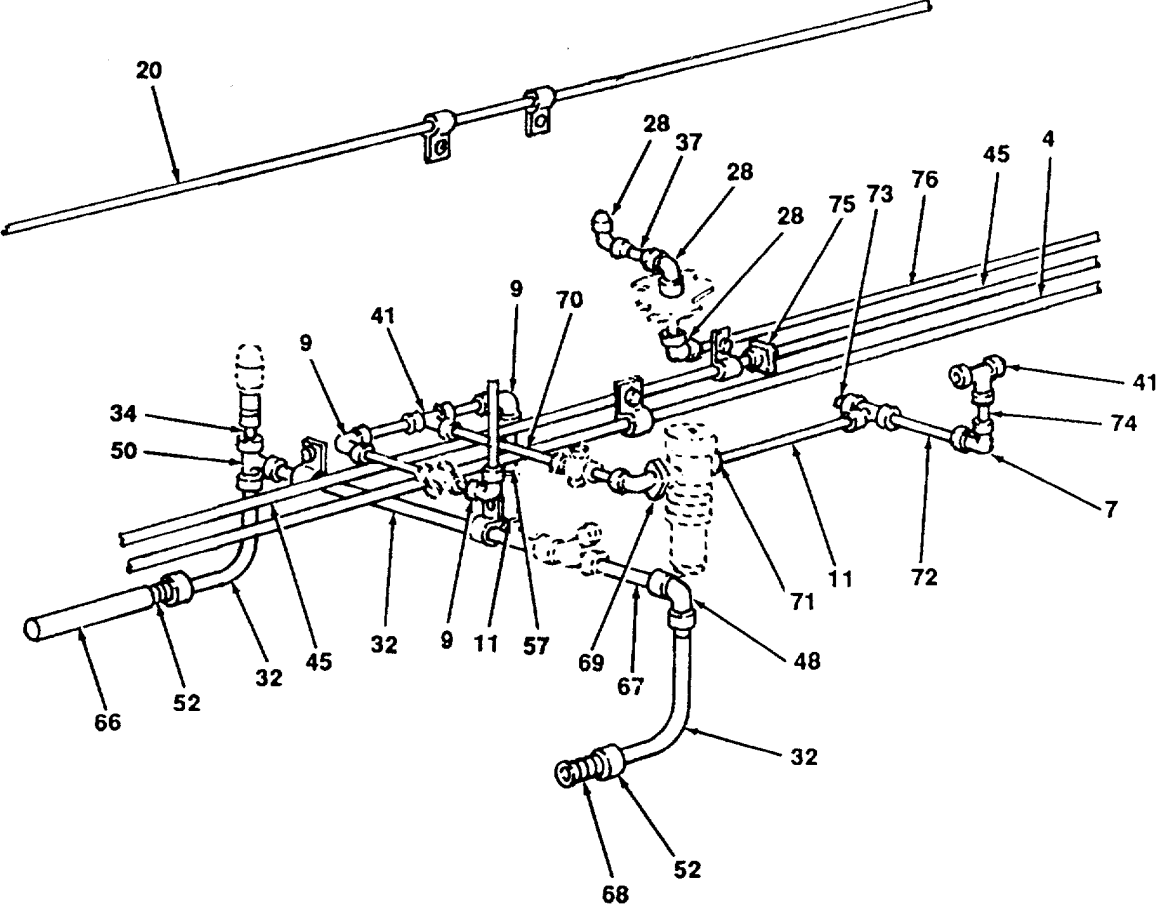


Figure 191. Main Air Piping (Sheet 4 of 5).

4833.191.4

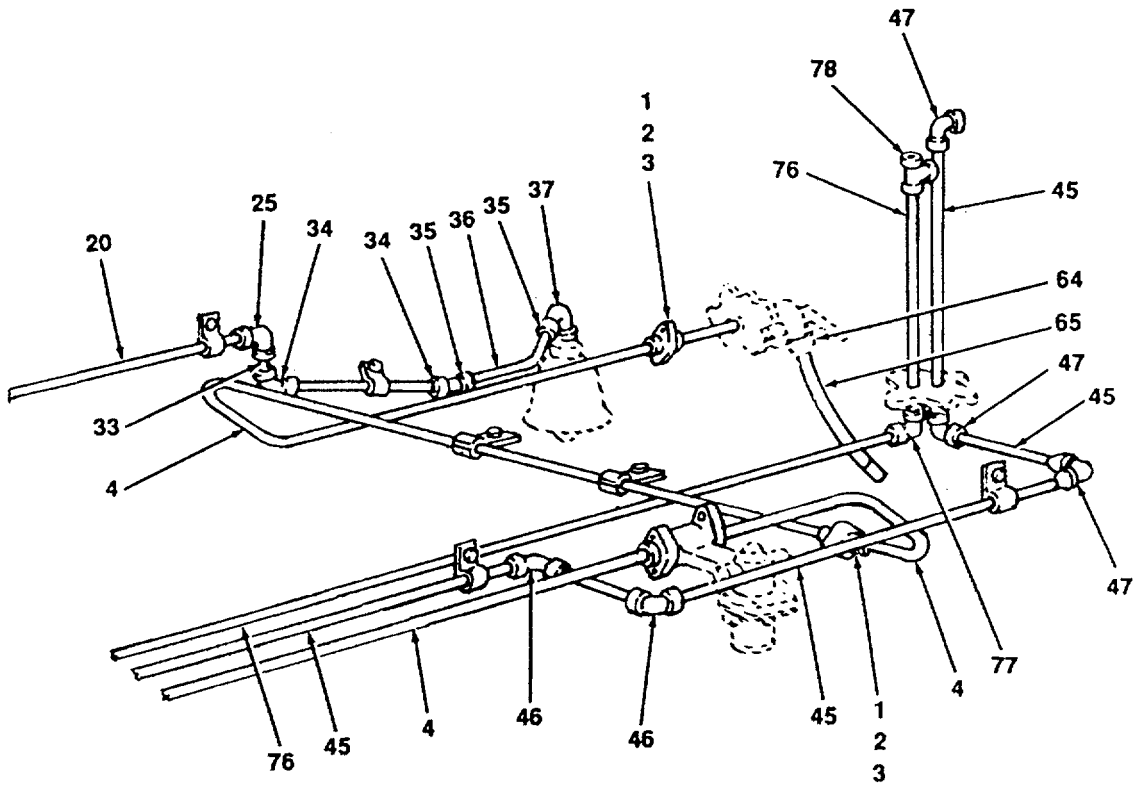


Figure 191. Main Air Piping (Sheet 5 of 5).

4833-191.5

| (1) ITEM NUMBER | (2) FSCM | (3) PART NUMBER | (4) DESCRIPTION AND USABLE ON CODE (UOC) | (5) QTY |
|-----------------------|-------------|-----------------------|---|------------|
| | | | GROUP 25 PIPING SYSTEM GROUP | |
| | | | FIG. 191 MAIN AIR PIPING | |
| 1 | 96906 | MS51922-49 | NUT, HEX, 13 UNC, 1/2 IN. | 6 |
| 2 | 96906 | MS90725-117 | SCREW, CAP, HEX-HEAD, 1/2 X 2 1/2 IN. | 6 |
| 3 | 90166 | 578790 | COUPLING, FLANGE, 1 1/4 IN., 2 BOLT | 3 |
| 4 | 72423 | ASTM-A120 | PIPE, SCHED. 80, HD, 1 1/4 IN. X 80 FT | V |
| 5 | 72423 | 1645-200 | ELBOW, UNION, 45° | 1 |
| 6 | 96906 | MS51873-1318 | NIPPLE, 1 X 5 1/2 IN. | 1 |
| 7 | 72423 | 1643200 | UNION, ELBOW 90°, 1 IN. | 1 |
| 8 | 96906 | MS51873-1218 | NIPPLE, CLOSE | 2 |
| 9 | 72423 | 1201-200 | ELBOW, 90° | 2 |
| 10 | 96906 | MS51873-1488 | NIPPLE. 1 1/4 X 2 1/2 IN. | 2 |
| 11 | 72423 | ASTM-A120 | PIPE, SCHED. 80, 1 IN. X 60 FT | V |
| 12 | 96906 | MS51967-09 | NUT, HEX, 3/8 IN. | 16 |
| 13 | 96906 | MS35338-46 | WASHER, LOCK, 3/8 IN. | 16 |
| 14 | 96906 | MS90725-62 | SCREW, HEX, 3/8 IN. X 1 1/4 IN. | 16 |
| 15 | 97403 | 13228E-2128 | STRAP, 2 HALVES, 1 IN. | 4 |
| 16 | 72423 | 1647-200 | UNION, TEE, 1 IN. | 1 |
| 17 | 72423 | 1201-150 | ELBOW, 90°, 3/4 X 1 3/4 IN. | 1 |
| 18 | 72423 | ASTM-A120 | PIPE, SCHED. 80 HD, 3/4 IN. X 10 FT | 1 |
| 19 | 72423 | 1221-150 | TEE, PIPE, 3/4 IN. | 1 |
| 20 | 72423 | ASTM-A120 | PIPE, SCHED. 80 HD, 1/4 X 60 FT | V |
| 21 | 96906 | MS51967-03 | NUT, HEX, 1/4 IN. | 11 |
| 22 | 96906 | MS35338-44 | WASHER, LOCK, 1/4 IN. | 11 |
| 23 | 96906 | MS90725-8 | SCREW, HEX-HEAD, 1/4 X 1 IN. | 11 |
| 24 | 72423 | 13228E-2128 | STRAP, 2 HALVES, 1/4 IN. | 9 |
| 25 | 72423 | 1201-0408 | ELBOW, 90°, 1/4 IN. | 1 |
| 26 | 96906 | MS51873 | NIPPLE, CLOSE, 1 1/4 IN. | 1 |
| 27 | 72423 | 1201-250 | ELBOW, 90°, 1 1/4 in. | 1 |
| 28 | 96906 | MS51873 | NIPPLE, 1 1/4 X 4 IN. | 1 |
| 29 | 72423 | 1201-299 | ELBOW, 90°, REDUCING, 1 1/4 TO 1 1/2 | 1 |
| 30 | 72423 | ASTM-A120 | PIPE, SCHED. 80 HD, 1 1/2 IN. X 10 FT | V |
| 31 | 72423 | 1240-0406 | COUPLING, PIPE, STRAIGHT, 1/4 IN. | 1 |
| 32 | 72423 | ASTM-A120 | PIPE, SCHED. 80 HD, 2 IN. X 2 IN. X 70 FT | V |
| 33 | 96906 | MS51873 | NIPPLE, 1/4 X 4 IN. | 1 |
| 34 | 72423 | 1202-0408 | ELBOW, 45° | 2 |

| (1) ITEM NUMBER | (2) FSCM | (3) PART NUMBER | (4) DESCRIPTION AND USABLE ON CODE (UOC) | (5) QTY |
|-----------------------|-------------|-----------------------|---|------------|
| | | | FIG. 191 MAIN AIR PIPING (CONT) | |
| 35 | 96906 | MS51500-A4-4 | ADAPTER, 1/4 IN. TO 1/4 IN. | 1 |
| 36 | 04741 | 1BC9350 | TUBING, COPPER, REFRIG. 1/4 IN. X 5 FT | V |
| 37 | 96906 | MS51873 | NIPPLE, 5/8 X 5 IN. | 1 |
| 38 | 96906 | MS51873-132B | NIPPLE, 1 X 6 IN. | 3 |
| 39 | 72423 | 2071-397 | BUSHING, REDUCER, 2 TO 1 | 2 |
| 40 | 72423 | 1202-200 | ELBOW, 45° | 1 |
| 41 | 72423 | 1221-200 | TEE, PIPE, 1 IN. | 2 |
| 42 | 72423 | MS51873-1978 | NIPPLE, 2 IN. X 4 IN. | V |
| 43 | 72423 | 2071-198 | BUSHING, REDUCER, 1 IN. TO 1/2 IN. | V |
| 44 | 72423 | 13228E-2128 | STRAP, 2 HALVES, 1/2 IN. | 5 |
| 45 | 72423 | ASTM-A120 | PIPE, SCHED.80 HD, 1/2 IN. X 80 FT | V |
| 46 | 72423 | 1201-100 | ELBOW, 45°, 1/2 | 4 |
| 47 | 72423 | 1201-100 | ELBOW, 90°, 1/2 | 4 |
| 48 | 72423 | 1643-400 | UNION, ELBOW, 90° | 2 |
| 49 | 72423 | 1201-400 | ELBOW, 90°, 2 IN. | 2 |
| 50 | 72423 | 1221-400 | TEE, PIPE, 2 IN. | 2 |
| 51 | 72423 | 2071-399 | BUSHING, REDUCER, 1 1/2 TO 2 IN. | 1 |
| 52 | 72423 | 1641 -400 | UNION, PIPE, STRAIGHT, 2 IN. | 1 |
| 53 | 96906 | MS51967-16 | NUT, HEX, 1/2 IN. | 11 |
| 54 | 96906 | MS35338-48 | WASHER, LOCK, 1/2 IN. | 11 |
| 55 | 96900 | MS590725-114 | SCREW, HEX-HEAD, 1/2 IN. X 1 3/4 IN. | 9 |
| 56 | 72423 | 13228E-2128 | STRAP, 2 HALVES, 2 IN. | 6 |
| 57 | 72423 | 1247-200 | ELBOW, 180°, 2 IN. | 3 |
| 58 | 96906 | MS51967-24 | NUT, HEX-HEAD | 2 |
| 59 | 96906 | MS35338-51 | WASHER, LOCK | 2 |
| 60 | 96906 | MS90725-187 | SCREW, HEX-HEAD, 3/4 IN. X 2 IN. | 2 |
| 61 | 96906 | 13228E-2128 | STRAP, TRIPLE, 2 HALVES, 2 IN. | 2 |
| 62 | 96906 | MS58173-1948 | NIPPLE, 2 X 2 1/2 IN. | 1 |
| 63 | 96906 | MS13228E-2128 | STRAP, 1 1/4 IN. | 9 |
| 64 | 72423 | 1240-250 | COUPLING, PIPE, STRAIGHT, 1 1/4 IN. | 2 |
| 65 | 72423 | 87101 | HOSE ASSEMBLY, 1 1/4 IN. | 2 |
| 66 | 96906 | MS51873-1958 | NIPPLE, 2 IN. | 1 |
| 67 | 96906 | MS51873-1998 | NIPPLE, 5 IN. | 1 |
| 68 | 96906 | MS51873-1938 | NIPPLE, CLOSE, 2 IN. | 1 |
| 69 | 82722 | 578322 | COUPLING, FLANGED, WELDED, 90° | 3 |
| 70 | 96906 | MS51873-1278 | NIPPLE, 3 1/2 IN. | 1 |

| (1) ITEM NUMBER | (2) FSCM | (3) PART NUMBER | (4) DESCRIPTION AND USABLE ON CODE (UOC) | (5) QTY |
|-----------------------|-------------|-----------------------|---|------------|
| | | | FIG. 191 MAIN AIR PIPING (CONT) | |
| 71 | 82722 | 565259 | COUPLING, FLANGED, 1 IN. | 2 |
| 72 | 96906 | MS51873-1288 | NIPPLE, 1 X 4 IN. | 1 |
| 73 | 72423 | 2074-200 | PLUG, SOLID 1 IN. | 1 |
| 74 | 96906 | MS51873-1268 | NIPPLE, 1 X 3 IN. | 1 |
| 75 | 72423 | 1641-100 | UNION, PIPE, STRAIGHT | 11 |
| 76 | 72423 | ASTM-A120 | PIPE, SCHED.80 HD,3/8 X 20 FT | V |
| 77 | 72423 | 1201-0608 | PIPE, ELBOW, 90°, 3/8 IN. | V |
| 78 | 72423 | 1221-200 | TEE, PIPE,3/8 IN. | 1 |
| | | | END OF FIGURE | |

Section III. SPECIAL TOOLS LIST

(Not Applicable)

By Order of the Secretary of the Army:

CARL E. VUONO
General, United States Army
Chief of Staff

Official:

WILLIAM J. MEEHAN, II
Brigadier General, United States Army
The Adjutant General

DISTRIBUTION:

To be distributed in accordance with DA Form 12-25A, Unit and Direct Support and General Support Maintenance Requirements for Locomotive, 60-Ton, (RS-4-TC).

RECOMMENDED CHANGES TO EQUIPMENT TECHNICAL PUBLICATIONS



THEN...JOT DOWN THE DOPE ABOUT IT ON THIS FORM. CAREFULLY TEAR IT OUT, FOLD IT AND DROP IT IN THE MAIL.

SOMETHING WRONG WITH PUBLICATION

FROM: (PRINT YOUR UNIT'S COMPLETE ADDRESS)

DATE SENT

| | | |
|--------------------|------------------|-------------------|
| PUBLICATION NUMBER | PUBLICATION DATE | PUBLICATION TITLE |
|--------------------|------------------|-------------------|

| BE EXACT PIN-POINT WHERE IT IS | | | | IN THIS SPACE, TELL WHAT IS WRONG AND WHAT SHOULD BE DONE ABOUT IT. |
|--------------------------------|------------|------------|-----------|---|
| PAGE NO. | PARA-GRAPH | FIGURE NO. | TABLE NO. | |
| | | | | |

TEAR ALONG PERFORATED LINE

| | |
|---|-----------|
| PRINTED NAME, GRADE OR TITLE AND TELEPHONE NUMBER | SIGN HERE |
|---|-----------|

DA FORM 1 JUL 79 2028-2

PREVIOUS EDITIONS ARE OBSOLETE.

P.S.--IF YOUR OUTFIT WANTS TO KNOW ABOUT YOUR RECOMMENDATION MAKE A CARBON COPY OF THIS AND GIVE IT TO YOUR HEADQUARTERS.

The Metric System and Equivalents

Linear Measure

1 centimeter = 10 millimeters = .39 inch
 1 decimeter = 10 centimeters = 3.94 inches
 1 meter = 10 decimeters = 39.37 inches
 1 dekameter = 10 meters = 32.8 feet
 1 hectometer = 10 dekameters = 328.08 feet
 1 kilometer = 10 hectometers = 3,280.8 feet

Weights

1 centigram = 10 milligrams = .15 grain
 1 decigram = 10 centigrams = 1.54 grains
 1 gram = 10 decigrams = .035 ounce
 1 dekagram = 10 grams = .35 ounce
 1 hectogram = 10 dekagrams = 3.52 ounces
 1 kilogram = 10 hectograms = 2.2 pounds
 1 quintal = 100 kilograms = 220.46 pounds
 1 metric ton = 10 quintals = 1.1 short tons

Liquid Measure

1 centiliter = 10 milliliters = .34 fl. ounce
 1 deciliter = 10 centiliters = 3.38 fl. ounces
 1 liter = 10 deciliters = 33.81 fl. ounces
 1 dekaliter = 10 liters = 2.64 gallons
 1 hectoliter = 10 dekaliters = 26.42 gallons
 1 kiloliter = 10 hectoliters = 264.18 gallons

Square Measure

1 sq. centimeter = 100 sq. millimeters = .155 sq. inch
 1 sq. decimeter = 100 sq. centimeters = 15.5 sq. inches
 1 sq. meter (centare) = 100 sq. decimeters = 10.76 sq. feet
 1 sq. dekameter (are) = 100 sq. meters = 1,076.4 sq. feet
 1 sq. hectometer (hectare) = 100 sq. dekameters = 2.47 acres
 1 sq. kilometer = 100 sq. hectometers = .386 sq. mile

Cubic Measure

1 cu. centimeter = 1000 cu. millimeters = .06 cu. inch
 1 cu. decimeter = 1000 cu. centimeters = 61.02 cu. inches
 1 cu. meter = 1000 cu. decimeters = 35.31 cu. feet

Approximate Conversion Factors

| To change | To | Multiply by | To change | To | Multiply by |
|---------------|--------------------|-------------|--------------------|---------------|-------------|
| inches | centimeters | 2.540 | ounce-inches | newton-meters | .007062 |
| feet | meters | .305 | centimeters | inches | .394 |
| yards | meters | .914 | meters | feet | 3.280 |
| miles | kilometers | 1.609 | meters | yards | 1.094 |
| square inches | square centimeters | 6.451 | kilometers | miles | .621 |
| square feet | square meters | .093 | square centimeters | square inches | .155 |
| square yards | square meters | .836 | square meters | square feet | 10.764 |
| square miles | square kilometers | 2.590 | square meters | square yards | 1.196 |
| acres | square hectometers | .405 | square kilometers | square miles | .386 |
| cubic feet | cubic meters | .028 | square hectometers | acres | 2.471 |
| cubic yards | cubic meters | .765 | square meters | cubic feet | 35.315 |
| fluid ounces | milliliters | 29.573 | cubic meters | cubic yards | 1.308 |
| pints | liters | .473 | milliliters | fluid ounces | .034 |
| quarts | liters | .946 | liters | pints | 2.113 |
| gallons | liters | 3.785 | liters | quarts | 1.057 |
| ounces | grams | 28.349 | liters | gallons | .264 |
| pounds | kilograms | .454 | grams | ounces | .035 |
| short tons | metric tons | .907 | kilograms | pounds | 2.205 |
| pound-foot | newton-meters | 1.356 | metric tons | short tons | 1.102 |
| pound-inches | newton-meters | .11296 | | | |

Temperature (Exact)

| | | | | |
|----|------------------------|----------------------------|---------------------|----|
| °F | Fahrenheit temperature | 5/9 (after subtracting 32) | Celsius temperature | °C |
|----|------------------------|----------------------------|---------------------|----|

